

Katalog/Catalogue: 1102001.3308

ISSN: 2338-8048

# KABUPATEN MAGELANG DALAM ANGKA

*Magelang Regency in Figures*

Volume 47, 2025

2025



**BADAN PUSAT STATISTIK  
KABUPATEN MAGELANG**  
BPS-STATISTICS MAGELANG REGENCY



Katalog/Catalogue: 1102001.3308

ISSN: 2338-8048

# KABUPATEN MAGELANG DALAM ANGKA

*Magelang Regency in Figures*

Volume 47, 2025



**BADAN PUSAT STATISTIK  
KABUPATEN MAGELANG**  
BPS-STATISTICS MAGELANG REGENCY

**KABUPATEN MAGELANG DALAM ANGKA**  
**MAGELANG REGENCY in Figures**  
**2025**

Volume 47, 2025

Katalog /*Catalogue*: 1102001.3308

ISSN: 2338-8048

Nomor Publikasi/*Publication Number*:

Ukuran Buku/*Book Size*: 14,8 cm x 21 cm

Jumlah Halaman/*Number of Pages* : I+ 522 hal/*pages*

Penyusun Naskah/*Manuscript Drafter*:

BPS Kabupaten Magelang

*BPS-Statistics Magelang Regency*

Penyunting/*Editor*:

BPS Kabupaten Magelang

*BPS-Statistics Magelang Regency*

Pembuat Kover/*Cover Designer*:

BPS Kabupaten Magelang

*BPS-Statistics Magelang Regency*

Penerbit/*Publisher*

©BPS Kabupaten Magelang/*BPS-Statistics Magelang Regency*

Sumber Ilustrasi/*Illustration Source*:

.....

Dilarang mereproduksi dan/atau menggandakan sebagian atau seluruh isi buku ini untuk tujuan komersial tanpa izin tertulis dari Badan Pusat Statistik Kabupaten Magelang.  
*It is prohibited to reproduce and/or duplicate part or all of this book for commercial purpose without permission from BPS-Statistics Magelang Regency.*

**TIM PENYUSUN/COMPILERS**  
**KABUPATEN MAGELANG DALAM ANGKA 2025**  
**MAGELANG REGENCY IN FIGURES 2025**  
Volume 47 2025

**Pengarah/Director**  
Kus Haryono

**Penanggung Jawab/Persons in Charge**  
Lucky Kurniati

**Penyunting/Editors**  
Lucky Kurniati, Joko Prasetyo  
Etania Harum Yonanda

**Pengolah Data dan Penulis Naskah/Data Processing and Authors**  
Lucky Kurniati, Heny Widiastuti, Etania Harum Yonanda  
Sofa Nur Khamama, Verliya Gadis R, Septania Ayu W

**Penata Letak/Layout Designers**  
Yuli Cahyono



## **KONTRIBUTOR DATA/DATA CONTRIBUTOR**

1. Dinas Pendidikan dan Kebudayaan Kabupaten Magelang/ *Education and Culture Office of Magelang Regency*;
2. Badan Kepegawaian, Pendidikan, dan Pelatihan Daerah Kabupaten Magelang/ *Regional Staffing, Education and Training Agency of Magelang Regency*;
3. Badan Pendapatan, Pengelola Keuangan dan Aset Daerah Kabupaten Magelang/ *Revenue Agency, Financial Management and Regional Assets of Magelang Regency*;
4. Badan Penanggulangan Bencana Daerah Kabupaten Magelang/ *Disaster Management Service of Magelang Regency*
5. Sekretariat DPRD Kabupaten Magelang/ *Regional Representative Council of Magelang Regency*;
6. Dinas Kesehatan Kabupaten Magelang/ *Public Health Service of Magelang Regency*;
7. Dinas Perpustakaan dan Kearsipan Kabupaten Magelang/ *Library and Archives Agency of Magelang Regency*;
8. Dinas Pariwisata, Kepemudaan, dan Olahraga Kabupaten Magelang/ *Department of Tourism, Youth, and Sports of Magelang Regency*;
9. Dinas Perdagangan, Koperasi, Usaha Kecil, dan Menengah Kabupaten Magelang/ *Department of Trade, Cooperative, Small and Medium Enterprise Service of Magelang Regency*;
10. Dinas Sosial, Pengendalian Penduduk dan Keluarga Berencana, Pemberdayaan Perempuan dan Perlindungan Anak Kabupaten Magelang/ *Social, Population Control and Family Planning, Woman Empowerment and Child Protection Service of Magelang Regency*;
11. Dinas Penanaman Modal dan Pelayanan Terpadu Satu Pintu Magelang/ *Regional Capital Investment and One Gate Integrated Services Magelang Regency*;
12. Dinas Perindustrian dan Tenaga Kerja Kabupaten Magelang/ *Department of industry and Manpower of Magelang Regency*;
13. Dinas Kependudukan dan Pencatatan Sipil Kabupaten Magelang/ *Demography and Certificate Service of Magelang Regency*;
14. Dinas Perhubungan Kabupaten Magelang/ *Department Transportation Service of Magelang Regency*;
15. Unit Pengelolaan Pendapatan Daerah Kota Mungkid/ *Department of Regional Income of Kota Mungkid*
16. Dinas Pekerjaan Umum dan Penataan Ruang Kabupaten Magelang/ *Department of Public Works and Spatial Planning of Magelang Regency*;
17. Balai Pengelolaan Jalan Wilayah Magelang dan PPK02/ *Road Management Agency of Magelang Area and PPK02*

18. Dinas Pertanian dan Pangan Kabupaten Magelang/ *Department of Agriculture and Food of Magelang Regency;*
19. Dinas Lingkungan Hidup Kabupaten Magelang/ *Environmental Service of Magelang Regency*
20. Dinas Peternakan dan Perikanan Kabupaten Magelang/ *Department of Livestock and Fisheries of Magelang Regency;*
21. Kepolisian Resort Kabupaten Magelang/ *Magelang Regency Police Office*
22. Pengadilan Negeri Mungkid/ *State Court of Mungkid;*
23. Pengadilan Agama Kabupaten Magelang/ *Religion Court of Magelang Regency;*
24. Kejaksaan Negeri Kabupaten Magelang/ *State Justice Court of Magelang Regency;*
25. Kantor Kementerian Agama Kabupaten Magelang/ *Religious Affairs of Magelang Regency;*
26. PT. Pos Indonesia (Persero) Magelang/ *PT. Pos Indonesia (Persero) Magelang;*
27. Perum Perhutani KPH Kedu Utara / *Forestry Corporation KPH North Kedu;*
28. Kantor Wilayah ATR/Badan Pertanahan Nasional Kabupaten Magelang/ *Regional Office of National Land Agency Magelang;*
29. PLN Unit Pelaksana Pelayanan Pelanggan (UP3) Magelang/ *State Electricity Company of Magelang;*
30. Komisi Pemilihan Umum Kabupaten Magelang/ *General Election Commissions Magelang Regency;*
31. Dinas Perumahan Rakyat dan Kawasan Pemukiman Kabupaten Magelang/ *Public Housing Agency and Settlement Area Service of Magelang Regency;*
32. Dinas Pemberdayaan Masyarakat Desa Kabupaten Magelang/ *Empowerment of Rural Communities Service of Magelang Regency;*
33. Kantor Pelayanan Perbendaharaan Negara Magelang/ *Regional Employment Board of Magelang Regency;*
34. Satpol Polisi Pamong Praja dan Penanggulangan Kebakaran Kabupaten Magelang/ *The Civil Service Police Unit and The Fire Service of Magelang Regency;*
35. Lembaga Pemasyarakatan Magelang/ *Penitentiary of Magelang;*
36. PDAM Kabupaten Magelang/ *Water Supply Region Company of Magelang Regency*
37. Politeknik Pembangunan Pertanian Yogyakarta - Magelang Kampus Magelang/ *Yogyakarta Agricultural Development Polytechnic - Magelang Magelang Campus*
38. Universitas Muhammadiyah Magelang (UNIMMA)/ *University of Muhammadiyah Magelang (UNIMMA)*
39. Sekolah Tinggi Ilmu Tarbiyah Ikhsanul Fikri/ *Tarbiyah Ikhsanul Fikri College of Science*

40. Sekolah Tinggi Teologi Magelang/ *Magelang Theological College*
41. Politeknik Muhammadiyah Muntilan/ *Muhammadiyah Muntilan Polytechnic*
42. Sekolah Tinggi Agama Islam Syubbanul Wathon Magelang/ *Syubbanul Wathon Islamic High School, Magelang*
43. Akademi Keperawatan Karya Bhakti Nusantara Secang/ *Nursing Academy of Karya Bhakti Nusantara Secang*



## KATA PENGANTAR



Buku Kabupaten Magelang Dalam Angka 2025 merupakan publikasi rutin tahunan BPS Kabupaten Magelang. Publikasi ini memuat informasi statistik tentang geografi dan iklim, pemerintahan, penduduk dan ketenagakerjaan, sosial dan kesejahteraan rakyat, pertanian, kehutanan, peternakan, dan perikanan, industri dan energi, pariwisata, transportasi dan komunikasi, perbankan, koperasi, dan harga-harga, pengeluaran penduduk, perdagangan, dan sistem neraca regional, serta disajikan pula perbandingan antar kabupaten/kota. Data tersebut pada umumnya disajikan secara series serta dilengkapi dengan infografis.

Publikasi ini dapat terwujud berkat kerja sama dan partisipasi dari berbagai pihak, kepada semua pihak yang telah memberikan kontribusi, kami sampaikan penghargaan dan terima kasih.

Semoga publikasi ini mampu memenuhi tuntutan kebutuhan data statistik, baik oleh instansi pemerintah, swasta, kalangan akademisi maupun masyarakat luas.

Kota Mungkid, Februari 2025  
Kepala Badan Pusat Statistik  
Kabupaten Magelang

**Kus Harjono**

## PREFACE



*Magelang Regency in Figures 2025 is annual publication BPS - Statistics of Magelang Regency. This publication provides information on the geography and climate, government, population and employment, social and welfare, agriculture, forestry, livestock, and fishery, industry and energy, tourism, transportation and communication, banking, cooperative, and prices, population expenditure, trade, system of regional accounts and also presented a comparison between regency/municipal. The data is generally presented in a series and is supplemented with infographics.*

*We would like to express our high appreciation and sincere gratitude to all parties who provide support and assistance, so that this publication can be conveyed.*

*Hopefully, this publication can meet the demands of statistical data and be beneficial for government institutions, private organizations, academics and the wider community.*

*Kota Mungkid, February 2025  
Head of BPS-Statistics Magelang Regency*

**Kus Haryono**

**DAFTAR ISI/CONTENTS**  
**KABUPATEN MAGELANG DALAM ANGKA 2025**  
**MAGELANG REGENCY IN FIGURES 2025**  
 Volume 47 2025

|  | Halaman<br><i>Page</i> |
|--|------------------------|
| Kata Pengantar/ <i>Preface</i> .....   | xi                     |
| Daftar Isi/ <i>Contents</i> .....  | xiii                   |
| Daftar Tabel/ <i>List of Tables</i> .....  | xv                     |
| Penjelasan Umum/ <i>Explanatory Notes</i> .....  | xxxi                   |
| Daftar Singkatan/ <i>List of Abbreviations</i> .....   | xxxiii                 |
| Statistik Kunci/ <i>Key Statistics</i> .....   | 1                      |
| 1. Geografi dan Iklim/ <i>Geography and Climate</i> .....  | 1                      |
| 2. Pemerintahan/ <i>Government</i> .....   | 21                     |
| 3. Penduduk dan Ketenagakerjaan/ <i>Population and Employment</i> .....  | 65                     |
| 4. Sosial dan Kesejahteraan Rakyat/ <i>Social and Welfare</i> .....  | 95                     |
| 5. Pertanian, Kehutanan, Peternakan, dan Perikanan/ <i>Agriculture, Forestry, Livestock, and Fishery</i> ..... | 231                    |
| 6. Industri, Pertambangan, dan Energi/ <i>Industry, Mining, and Energy</i> .....                               | 353                    |
| 7. Pariwisata/ <i>Tourism</i> .....  | 375                    |
| 8. Transportasi dan Komunikasi/ <i>Transportation and Communication</i> .....                                  | 403                    |
| 9. Perbankan, Koperasi, dan Harga-harga/ <i>Banking, Cooperative, dan Prices</i> .....                         | 431                    |
| 10. Pengeluaran Penduduk/ <i>Population Expenditure</i> .....  | 465                    |
| 11. Perdagangan/ <i>Trade</i> .....  | 473                    |
| 12. Sistem Neraca Regional/ <i>System of Regional Accounts</i> .....   | 483                    |
| 13. Perbandingan Antar Kabupaten/Kota/ <i>Regency/Municipal Comparison</i> .....                               | 507                    |
| Daftar Pustaka/ <i>References</i> .....  | 521                    |



## DAFTAR TABEL/LIST OF TABLES

| Tabel<br>Table   | Halaman<br>Page |
|--|-----------------|
| <b>1. GEOGRAFI DAN IKLIM/GEOGRAPHY AND CLIMATE</b>   |                 |
| <b>1.1 KEADAAN GEOGRAFI</b>  |                 |
| <b>GEOGRAPHY CONDITION</b>   |                 |
| 1.1.1 Luas Daerah dan Jumlah Pulau Menurut Kecamatan di Kabupaten Magelang, 2024<br><i>Total Area and Number of Islands by District in Magelang Regency, 2024</i> .....  | 8               |
| 1.1.2 Tinggi Wilayah dan Jarak ke Ibukota Kabupaten Menurut Kecamatan di Kabupaten Magelang, 2024<br><i>Altitude and Distance to the Capital of Regency by District in Magelang Regency, 2024</i> .....  | 10              |
| 1.1.3 Jarak dari Ibukota Kabupaten Magelang (Kota Mungkid) ke Ibukota Kabupaten/Kota di Provinsi Jawa Tengah (km), 2024<br><i>Distance between Capital of Magelang Regency (Kota Mungkid) and Capital of Regency/Municipality in Jawa Tengah Province (km), 2024..</i> | 11              |
| 1.1.4 Jumlah Desa/Kelurahan Menurut Topografi dan Kecamatan di Kabupaten Magelang, 2024<br><i>Number of Villages by Topography and District in Magelang Regency, 2024</i> .....  | 13              |
| 1.1.5 Jumlah Pengaturan Tanah Pemerintah Hak Pakai Menurut Bulan di Kabupaten Magelang, 2024<br><i>Number of Setting Government Land Use by Month in Magelang Regency, 2024</i> .....  | 14              |
| 1.1.6 Jumlah Penetapan Tanah Hak Milik Menurut Bulan di Kabupaten Magelang, 2024<br><i>Number of Determination of Land Ownership by Month in Magelang Regency, 2024</i> .....  | 15              |
| 1.1.7 Jumlah Penetapan Tanah Hak Guna Bangunan Menurut Bulan di Kabupaten Magelang, 2024<br><i>Number of Determination of Building Land Use Rights by Month in Magelang Regency, 2024</i> .....  | 16              |

|            |  |    |
|------------|--|----|
| 1.1.8      | Jumlah Penetapan Tanah Wakaf Bangunan Menurut Bulan Kabupaten Magelang, 2024<br><i>Number of Determination of Building Waqf Land by Month in Magelang Regency, 2024</i> .....  | 17 |
| 1.1.9      | Jumlah Penyelesaian Pendaftaran Hak Tanah Menurut Jenis Kegiatan di Kabupaten Magelang, 2024<br><i>Number of Settlement Land Rights Registration by Type of Activity in Magelang Regency, 2024</i> .....   | 18 |
| <b>1.2</b> | <b>KEADAAN IKLIM</b><br><b>CLIMATE CONDITION</b>   |    |
| 1.2.1      | Jumlah Curah Hujan dan Hari Hujan Menurut Bulan di Kabupaten Magelang, 2024<br><i>Amount of Precipitation and Number of Rainy Days by Month in Magelang Regency, 2024</i> .....  | 19 |
| <b>2.</b>  | <b>PEMERINTAHAN/GOVERNMENT</b>   |    |
| <b>2.1</b> | <b>WILAYAH ADMINISTRATIF</b><br><b>ADMINISTRATIVE AREA</b>   |    |
| 2.1.1      | Jumlah Desa/Kelurahan Menurut Kecamatan di Kabupaten Magelang, 2020–2024<br><i>Number of Villages by District in Magelang Regency, 2020–2024</i> .....   | 30 |
| 2.1.2      | Jumlah Dusun/Lingkungan, Rukun Warga (RW), dan Rukun Tetangga (RT) Menurut Kecamatan di Kabupaten Magelang, Februari 2024<br><i>Number of Orchards, Community Areas, and Neighborhood Areas by District in Magelang Regency, Februari 2024</i> .....             | 31 |
| <b>2.2</b> | <b>DEWAN PERWAKILAN RAKYAT DAERAH</b><br><b>REGIONAL HOUSE OF REPRESENTATIVE</b>   |    |
| 2.2.1      | Jumlah Anggota Dewan Perwakilan Rakyat Daerah Menurut Asal Partai Politik dan Jenis Kelamin di Kabupaten Magelang, 2024<br><i>Number of Members of The Regional House of Representatives by Political Parties Origin and Sex in Magelang Regency, 2024</i> ..... | 32 |
| 2.2.2      | Jumlah Anggota Dewan Perwakilan Rakyat Daerah Menurut Kelompok Umur dan Jenis Kelamin di Kabupaten Magelang, 2024<br><i>Number of Members of The Regional House of Representatives by</i>  |    |

| Tabel<br>Table | Halaman<br>Page |
|----------------|-----------------|
|                | 33              |
| 2.2.3          | 34              |
| 2.2.4          | 35              |
| 2.2.5          | 37              |
| 2.2.6          | 41              |
| 2.2.7          | 42              |
| 2.2.8          | 43              |
| <b>2.3</b>     |                 |
|                |                 |
| 2.3.1          | 44              |
| 2.3.2          |                 |

|            |   |    |
|------------|---|----|
|            | Jenis ASN, dan Jenis Kelamin (orang) 2024<br><i>Number of State Civil Service (ASN) of Magelang Regency by Educational Level, Type of ASN, and Sex (people) 2024</i> .....  | 47 |
| 2.3.3      | Jumlah Pegawai Negeri Sipil Pemerintah Kabupaten Magelang Menurut Tingkat Kepangkatan dan Jenis Kelamin (orang), Desember 2024<br><i>Number of Magelang Regency State Civil Service by Hierarchy and Sex (people), December 2024</i> .....  | 50 |
| 2.3.4      | Jumlah Pegawai Pemerintah dengan Perjanjian Kerja Pemerintah Kabupaten Magelang Menurut Tingkat Kepangkatan dan Jenis Kelamin (orang), Desember 2024<br><i>Number of Government Employees with Performance Agreements Magelang Regency by Level Rank and Gender (person), December 2024</i> | 51 |
| 2.3.5      | Jumlah Aparatur Sipil Negara Menurut Dinas/Instansi Pemerintah dan Jenis Kelamin di Kabupaten Magelang, Desember 2024<br><i>Number of Civil Servants by Institution/Office and Sex in Magelang Regency, December 2024</i> .....   | 52 |
| 2.3.6      | Jumlah Pegawai Negeri Sipil pada Instansi Vertikal Menurut Instansi di Kabupaten Magelang, 2024<br><i>Number of Civil Servants at Vertical Institution by Institution in Magelang Regency, 2024</i> .....   | 55 |
| <b>2.4</b> | <b>KEUANGAN PEMERINTAH</b><br><b>GOVERNMENT FINANCE</b>   |    |
| 2.4.1      | Realisasi Pendapatan Pemerintah Kabupaten Magelang Menurut Jenis Pendapatan (rupiah), 2021–2024<br><i>Actual Magelang Regency Government Revenues by Kind of Revenues (rupiah), 2021–2024</i> .....   | 56 |
| 2.4.2      | Realisasi Belanja Pemerintah Kabupaten Magelang Menurut Jenis Belanja (rupiah), 2021–2024<br><i>Actual Magelang Regency Government Expenditures by Kind of Expenditures (rupiah), 2021–2024</i> .....   | 58 |
| 2.4.3      | Anggaran Pendapatan Pemerintah Kabupaten Magelang Menurut Jenis Pendapatan (rupiah), 2023–2025<br><i>Budget Magelang Regency Government Revenues by Kind of Revenues (rupiah), 2023–2025</i> .....  | 60 |

| Tabel<br>Table  | Halaman<br>Page |
|---|-----------------|
| 2.4.4   | 62              |
| Anggaran Belanja Pemerintah Kabupaten Magelang<br>Menurut Jenis Belanja (rupiah), 2023–2025<br><i>Budget Magelang Regency Government Expenditures by Kind of<br/>           Expenditures (rupiah), 2023–2025 .....</i>  |                 |
| <b>3.</b>   |                 |
| <b>PENDUDUK DAN KETENAGAKERJAAN/<br/>POPULATION AND EMPLOYMENT</b>  |                 |
| <b>3.1</b>  |                 |
| <b>PENDUDUK<br/>POPULATION</b>  |                 |
| 3.1.1   | 78              |
| Penduduk, Laju Pertumbuhan Penduduk, Distribusi Persentase<br>Penduduk, Kepadatan Penduduk, dan Rasio Jenis Kelamin<br>Penduduk Menurut Kecamatan di Kabupaten Magelang, 2024<br><i>Population, Population Growth Rate, Percentage Distribution of<br/>           Population, Population Density, and Population Sex Ratio by District<br/>           in Magelang Regency, 2024 .....</i> |                 |
| 3.1.2   | 80              |
| Jumlah Penduduk Menurut Kelompok Umur dan<br>Jenis Kelamin di Kabupaten Magelang, 2024<br><i>Population by Age Groups and Sex in Magelang Regency, 2024.....</i>  |                 |
| 3.1.3   | 81              |
| Kejadian Nikah Menurut Kecamatan di Kabupaten Magelang, 2024<br><i>Number of Marriage by District in Magelang Regency, 2024 .....</i>   |                 |
| 3.1.4   | 82              |
| Kejadian Cerai Berdasarkan Perolehan Akta Cerai<br>Menurut Bulan di Kabupaten Magelang, 2024<br><i>Divorce Based on Acquisition of Divorce Act by Month in Magelang<br/>           Regency, 2024 .....</i>  |                 |
| <b>3.2</b>  |                 |
| <b>KETENAGAKERJAAN<br/>EMPLOYMENT</b>   |                 |
| 3.2.1   | 83              |
| Jumlah Penduduk Berumur 15 Tahun Ke Atas<br>Menurut Jenis Kegiatan Selama Seminggu yang Lalu<br>dan Jenis Kelamin di Kabupaten Magelang, 2024<br><i>Number of Population Aged 15 Years and Over by Type of Activity<br/>           During The Previous Week and Sex in Magelang Regency, 2024 .....</i>   |                 |
| 3.2.2   |                 |
| Penduduk Berumur 15 Tahun Ke Atas Menurut Pendidikan<br>Tertinggi yang Ditamatkan dan Jenis Kegiatan Selama<br>Seminggu yang Lalu di Kabupaten Magelang, 2024<br><i>Population 15 Years of Age and Over by Educational Attainment and</i>   |                 |

| Tabel<br>Table | Halaman<br>Page |
|----------------|-----------------|
|                | 84              |
| 3.2.3          | 87              |
| 3.2.4          | 88              |
| 3.2.5          | 89              |
| 3.2.6          | 90              |
| 3.2.7          | 91              |
| 3.2.8          | 92              |
| 3.2.9          | 93              |

|  |   |     |
|--|---|-----|
| 3.2.10   | Upah Minimum Kabupaten Magelang dan Sekitarnya, 2021-2025<br><i>Minimum Wage in Magelang Regency and Near Regency/ Municipal, 2021-2025</i> .....   | 94  |
| <b>4. SOSIAL DAN KESEJAHTERAAN RAKYAT/SOCIAL AND WELFARE</b> |   |     |
| <b>4.1 PENDIDIKAN</b>  |   |     |
| <b>EDUCATION</b>   |   |     |
| 4.1.1  | Jumlah Sekolah, Guru, dan Murid Taman Kanak-Kanak (TK) di Bawah Kementerian Pendidikan dan Kebudayaan Menurut Kecamatan di Kabupaten Magelang, 2023/2024 dan 2024/2025<br><i>Number of Schools, Teachers, and Pupils in Kindergarten Under The Ministry of Education and Culture by District in Magelang Regency, 2022/2023 and 2023/2024</i> ..... | 108 |
| 4.1.2  | Jumlah Sekolah, Guru dan Murid Roudlotul Atfal (RA) di Bawah Kementrian Agama Menurut Kecamatan di Kabupaten Magelang, 2023/2024 dan 2024/2025<br><i>Number of Schools, Teachers and Pupils in Roudlotul Atfal (RA) Under The Ministry of Religious Affairs by District in Magelang Regency, 2023/2024 dan 2024/2025</i> .....                      | 111 |
| 4.1.3  | Jumlah Sekolah, Guru, dan Murid Sekolah Dasar (SD) di Bawah Kementerian Pendidikan dan Kebudayaan Menurut Kecamatan di Kabupaten Magelang, 2023/2024 dan 2024/2025<br><i>Number of Schools, Teachers, and Pupils in Primary Schools Under The Ministry of Education and Culture by District in Magelang Regency, 2023/2024 and 2024/2025</i> .....  | 112 |
| 4.1.4  | Jumlah Sekolah, Guru dan Murid Madrasah Ibtidaiyah (MI) di Bawah Kementerian Agama Menurut Kecamatan di Kabupaten Magelang, 2023/2024 dan 2024/2025<br><i>Number of Schools, Teachers, and Pupils in Madrasah Ibtidaiyah (MI) Under The Ministry of Religiuos Affairs by District in Magelang Regency, 2023/2024 and 2024/2025</i> .....            | 115 |
| 4.1.5  | Jumlah Sekolah, Guru, dan Murid Sekolah Menengah Pertama (SMP) di Bawah Kementerian Pendidikan dan Kebudayaan Menurut Kecamatan di Kabupaten Magelang, 2023/2024 dan 2024/2025<br><i>Number of Schools, Teachers, and Pupils in Lower Secondary Schools Under The Ministry of Education and Culture by District in Magelang</i>                     |     |

| Tabel<br>Table | Halaman<br>Page |
|----------------|-----------------|
|                | 118             |
| 4.1.6          | 121             |
| 4.1.7          | 124             |
| 4.1.8          | 127             |
| 4.1.9          | 130             |
| 4.1.10         | 2024            |
| 4.1.11         | 136             |
| 4.1.12         |                 |

| Tabel<br>Table | Halaman<br>Page |
|----------------|-----------------|
|                | 137             |
| 4.1.13         | 139             |
| 4.1.14         | 140             |
| 4.1.16         | 141             |
| 4.1.17         | 142             |
| 4.1.18         | 143             |
| 4.1.19         | 144             |
| 4.1.20         | 145             |
| 4.1.21         | 146             |
| 4.1.22         | 146             |

**4.2 KESEHATAN**

**HEALTH**

|       |   |     |
|-------|---|-----|
| 4.2.1 | Jumlah Desa/Kelurahan yang Memiliki Sarana Kesehatan Menurut Kecamatan di Kabupaten Magelang, 2020 – 2022<br><i>Number of Villages Having Health Facilities by District in Magelang Regency, 2019– 2021</i> .....   | 147 |
| 4.2.2 | Jumlah Tenaga Medis dan Tenaga Kesehatan Menurut Puskesmas dan Rumah Sakit di Kabupaten Magelang, 2024<br><i>Number of Health Personnel by Public Health Center and Hospital in Magelang Regency, 2024</i> .....  | 150 |
| 4.2.3 | Jumlah Fasilitas Kesehatan Menurut Kecamatan di Kabupaten Magelang, 2023 dan 2024<br><i>Number of Healthcare Facilities by District in Magelang Regency, 2023 and 2024</i> .....  | 154 |
| 4.2.4 | Jumlah Kunjungan Ibu Hamil Menurut Wilayah Puskesmas di Kabupaten Magelang, 2024<br><i>Number of Visits of Pregnant Women by Public Health Center in Magelang Regency, 2024</i> .....   | 157 |
| 4.2.5 | Jumlah Ibu Bersalin yang Mendapat Pertolongan Tenaga Kesehatan Menurut Wilayah Puskesmas di Kabupaten Magelang, 2024<br><i>Number of Maternity Women who Got Help by Health Personnel by Public Health Center in Magelang Regency, 2024</i> .....                             | 158 |
| 4.2.6 | Jumlah Ibu Bersalin yang Mendapat Pelayanan Kesehatan Nifas dan Mendapat Vitamin A Menurut Wilayah Puskesmas di Kabupaten Magelang, 2024<br><i>Number of Maternity Women who Got Postpartum Service and Vitamin A by Public Health Center in Magelang Regency, 2024</i> ..... | 159 |
| 4.2.7 | Jumlah Bayi dan Balita Menurut Wilayah Puskesmas di Kabupaten Magelang, 2024<br><i>Number of Babies and Todlers by Public Health Center in Magelang Regency, 2024</i> .....   | 160 |
| 4.2.8 | Jumlah Bayi dan Balita yang Mendapat Vitamin A Menurut Wilayah Puskesmas di Kabupaten Magelang, 2024<br><i>Number of Babies and Todlers who Had Vitamin A by Public Health Center in Magelang Regency, 2024</i> .....   | 161 |

| Tabel<br>Table | Halaman<br>Page  |     |
|----------------|--|-----|
| 4.2.9          | Persentase Balita yang Pernah Mendapat Imunisasi Menurut Jenis Imunisasi di Kabupaten Magelang, 2021–2024<br><i>Percentage of Children Under Five Years who Had Immunization by Type of Immunization in Magelang Regency, 2021–2024</i> .....  | 162 |
| 4.2.10         | Jumlah Ibu Hamil yang Mendapat Tablet Zat Besi (Fe) Menurut Wilayah Puskesmas di Kabupaten Magelang, 2024<br><i>Number of Pregnant Women who Receiving Iron Supplement by Public Healthy Center in Magelang Regency, 2024</i> .....  | 163 |
| 4.2.11         | Jumlah Kasus 10 Penyakit Terbanyak Tercatat di Puskesmas Kabupaten Magelang, 2024<br><i>Number of Cases of The 10 Most Diseases Recorded in Public Health Center in Magelang Regency, 2024</i> .....   | 164 |
| 4.2.12         | Jumlah Remaja Usia 15–24 Tahun yang Mendapat Penyuluhan Tentang Kesehatan Reproduksi (Kespro), HIV/AIDS, dan Keluarga Berencana (KB) Menurut Kecamatan di Kabupaten Magelang, 2024<br><i>Number of Young People Aged 15–24 Years who Had Counselling on Reproductive Health, HIV/AIDS, and Family Planning by District in Magelang Regency, 2024</i> ..... | 165 |
| 4.2.13         | Jumlah Klinik Keluarga Berencana (KKB) dan Pos Pelayanan Keluarga Berencana Desa (PPKBD) Menurut Kecamatan di Kabupaten Magelang, 2024<br><i>Number of Family Planning Clinics and Village Family Planning Service Units by District in Magelang Regency, 20234</i> .....  | 166 |
| 4.2.14         | Jumlah Pasangan Usia Subur dan Peserta KB Aktif (Usia 15–49 Tahun) Menurut Kecamatan di Kabupaten Magelang, 2024<br><i>Number of Eligible Couples and Family Planning Participants (15–49 Years Old) by District in Magelang Regency, 2024</i> .....   | 167 |
| 4.2.15         | Jumlah Status Gizi Balita 0–59 Bulan Menurut Wilayah Puskesmas di Kabupaten Magelang, 2024<br><i>Number of Nutritional Status of Toddlers 0–59 Months by Public Health Centre in Magelang Regency, 2024</i> .....  | 169 |
| <b>4.3</b>     | <b>AGAMA DAN SOSIAL LAINNYA</b><br><b>RELIGION AND OTHER SOCIAL AFFAIRS</b>  |     |
| 4.3.1          | Jumlah Penduduk Menurut Kecamatan dan Agama yang Dianut di Kabupaten Magelang, 2024  |     |

|        |   |     |
|--------|---|-----|
|        | <i>Population by District and Religion in Magelang Regency, 2024 ....</i>   | 172 |
| 4.3.2  | Jumlah Tempat Peribadatan Menurut Kecamatan di Kabupaten Magelang, 2024<br><i>Number of Places of Worship by District in Magelang Regency, 2024....</i>   | 173 |
| 4.3.3  | Jumlah Desa/Kelurahan yang Mengalami Bencana Alam <sup>2</sup> Menurut Kecamatan di Kabupaten Magelang, 2019–2021<br><i>Number of Villages that Had Natural Disaster<sup>1</sup> by District in Magelang Regency, 2019–2021 .....</i> | 175 |
| 4.3.4  | Jumlah Kejadian Bencana Menurut Kecamatan dan Jenis Bencana di Kabupaten Magelang, 2024<br><i>Number of Disasters by District and Kind in Magelang Regency, 2024</i>  | 177 |
| 4.3.5  | Jumlah Korban yang Diakibatkan Bencana Alam Menurut Kecamatan di Kabupaten Magelang, 2024<br><i>The Number of Victims Caused by Natural Disasters by District in Magelang Regency, 2024 .....</i>                                     | 179 |
| 4.3.6  | Jumlah Peristiwa Kebakaran, Kerugian, dan Korban di Kabupaten Magelang, 2020 – 2024<br><i>Number of Fire Events, Losses, and Victims in Magelang Regency, 2020 – 2024.....</i>  | 180 |
| 4.3.7  | Jumlah Peristiwa Kebakaran Menurut Bulan dan Jenis Kejadian di Kabupaten Magelang, 2024<br><i>Number of Fire Events by Month and Type of Events in Magelang Regency, 2024.....</i>  | 181 |
| 4.3.8  | Jumlah Evakuasi Penyelamatan Menurut Bulan dan Jenis Kejadian di Kabupaten Magelang, 2024<br><i>Number of Rescue evacuation by Month and Type of Events in Magelang Regency, 2024.....</i>  | 182 |
| 4.3.9  | Jumlah Tindak Pidana Menurut Kepolisian Sektor di Kabupaten Magelang, 2020–2024<br><i>Number of Reported Criminal Cases by District Police Office in Magelang Regency, 2020–2024 .....</i>  | 187 |
| 4.3.10 | Jumlah Penyelesaian Tindak Pidana Menurut Kepolisian Sektor di Kabupaten Magelang, 2020–2024<br><i>Number of Crime Clearance Rate by District Police Office in Magelang Regency, 2020–2024.....</i>                                   | 188 |

| Tabel<br>Table  | Halaman<br>Page |
|---|-----------------|
| 4.3.11 Jumlah Kecelakaan Lalu Lintas, Korban, dan Kerugian Material yang Tercatat pada Polres Magelang Menurut Bulan, 2024<br><i>Number of Traffic Accidents, Victims, and Material Losses are Recorded in Magelang Regency Police Office by Month, 2024.....</i> | 189             |
| 4.3.12 Jumlah Pelanggaran Lalu Lintas, Teguran, dan Denda yang Tercatat pada Polres Magelang Menurut Bulan, 2024<br><i>Number of Traffic Violations, Warrants, and Penalties are Recorded in Magelang Regency Police Office by Month, 2024.....</i>               | 190             |
| 4.3.13 Jumlah Perkara Tindak Pidana yang Diselesaikan di Kejaksaan Negeri Kabupaten Magelang Menurut Bulan, 2024<br><i>Number of Completed Criminal Cases at State Justice Court of Magelang Regency by Month, 2024.....</i>                                      | 191             |
| 4.3.14 Jumlah Tahanan di Kejaksaan Negeri Kabupaten Magelang Menurut Bulan dan Jenis Perkara Tindak Pidana, 2024<br><i>Number of Prisoners in State Justice Court of Magelang Regency by Month and Type of Criminal Case, 2024.....</i>                           | 193             |
| 4.3.15 Jumlah Perkara Pidana Biasa/Pidana Khusus yang Diputuskan Pengadilan Negeri Mungkid Menurut Bulan, 2024<br><i>Number of Ordinary Cases Decided by State Court of Mungkid by Month, 2024.....</i>   | 195             |
| 4.3.16 Jumlah Perkara Pidana Singkat/Pra Peradilan yang Diputuskan Pengadilan Negeri Mungkid Menurut Bulan, 2024<br><i>Number of Short Criminal Cases/Pre-Judicial Decided by State Court of Mungkid by Month, 2024.....</i>                                      | 197             |
| 4.3.17 Jumlah Perkara Pidana Cepat dan Ringan/Lalin yang Diputuskan Pengadilan Negeri Mungkid Menurut Bulan, 2024<br><i>Number of Fast and Light/Traffic Criminal Cases Decided by State Court of Mungkid by Month, 2024.....</i>                                 | 199             |
| 4.3.18 Jumlah Putusan Perkara Pidana yang Diputuskan Pengadilan Negeri Mungkid Menurut Bulan, 2024<br><i>Number of Decisions of Criminal Cases Decided by State Court of Mungkid by Month, 2024.....</i>  | 200             |
| 4.3.19 Jumlah Terpidana dengan Keputusan Pengadilan yang Pasti Menurut Klasifikasi dan Jenis Kelamin di Kabupaten Magelang, 2024<br><i>Number of Accused with Definitive Court Decision by Classification and Sex in Magelang Regency, 2024.....</i>              | 204             |

|        |  |     |
|--------|--|-----|
| 4.3.20 | Jumlah Penghuni Lembaga Pemasyarakatan Magelang Menurut Jenis Kejahatan/Pelanggaran, Status, dan Jenis Kelamin, 2024<br><i>Number of Occupants of Penitentiary of Magelang by Type of Crime/<br/>Violation, Status, and Sex, 2024</i> .....                        | 205 |
| 4.3.21 | Jumlah Penghuni Lembaga Pemasyarakatan Magelang Menurut Status dan Jenis Kelamin, 2024.....<br><i>Number of Occupants of Penitentiary of Magelang by Status and Sex,<br/>2024</i> .....  | 206 |
| 4.3.22 | Jumlah Perkara Tingkat Pertama yang Diputus pada Pengadilan Agama Mungkid Menurut Bulan, 2024<br><i>Number of First Level Cases Dumped on Religious Court of Mungkid<br/>by Month, 2024</i> .....  | 207 |
| 4.3.23 | Jumlah Perceraian Menurut Kecamatan dan Faktor di Kabupaten Magelang, 2024<br><i>Number of Divorce by District and Factor in Magelang Regency, 2024.</i>   | 213 |
| 4.3.24 | Jumlah Pendaftar Haji dan Jema'ah Haji yang Diberangkatkan ke Tanah Suci Menurut Kecamatan di Kabupaten Magelang, 2023–2024<br><i>Number of Hajj Registrants and Hajj Pilgrims who was Departure to<br/>Mecca by District in Magelang Regency, 2023–2024</i> ..... | 216 |
| 4.3.25 | Jumlah Majelis Taklim yang Sudah Terdaftar di Kabupaten Magelang, 2024<br><i>Number of Taklim Majlis Already Registered in Magelang Regency,<br/>2024</i> .....  | 217 |
| 4.3.26 | Jumlah Tanah Wakaf Menurut Kecamatan di Kabupaten Magelang, 2023/2024 ..... dan 2024/2025<br><i>Number of Wakaf Land by District in Magelang Regency, 2023/2024<br/>and 2024/2025</i> .....  | 218 |
| 4.3.27 | Jumlah Pelayanan Akte Menurut Jenisnya di Kabupaten Magelang, 2020 – 2024<br><i>Number of Certificate Services by Type of Certificate in Magelang<br/>Regency, 2020 – 2024</i> .....   | 219 |
| 4.3.28 | Jumlah Rumah Susun dan Kapasitasnya di Kabupaten Magelang, 2024<br><i>Number of Flats and Capacities in Magelang Regency, 2024</i> .....   | 220 |
| 4.3.29 | Jumlah Rumah Khusus dan Kapasitasnya di Kabupaten Magelang, 2024<br><i>Number of Special Flats and Capacities in Magelang Regency, 2024</i> ....   | 221 |
| 4.3.30 | Jumlah Perumahan yang Berijin di Kabupaten Magelang, 2024  |     |

| Tabel<br>Table                  | Halaman<br>Page |
|---------------------------------|-----------------|
|                                 | 222             |
| 4.3.31                          | 223             |
| 4.3.32                          | 224             |
| <b>4.4 KEMISKINAN</b>           |                 |
| <b>POVERTY</b>                  |                 |
| 4.4.1                           | 225             |
| 4.4.2                           | 226             |
| 4.4.3                           | 227             |
| 4.4.4                           | 228             |
| 4.4.5                           | 229             |
| <b>5. PERTANIAN/AGRICULTURE</b> |                 |
| <b>5.1 TANAMAN PANGAN</b>       |                 |
| <b>FOOD CROPS</b>               |                 |
| 5.1.1                           |                 |

| Tabel<br>Table | Halaman<br>Page |
|----------------|-----------------|
|                | 246             |
| 5.1.2          | 247             |
| 5.1.3          | 249             |
| 5.1.4          | 251             |
| <b>5.2</b>     |                 |
|                |                 |
| 5.2.1          | 253             |
| 5.2.2          | 262             |
| 5.2.3          | 271             |
| 5.2.4          | 272             |
| 5.2.5          |                 |

| Tabel<br>Table | Halaman<br>Page |
|----------------|-----------------|
|                | 273             |
| 5.2.6          | 279             |
| 5.2.7          | 285             |
| 5.2.8          | 286             |
| 5.2.9          | 287             |
| 5.2.10         | 296             |
| 5.2.11         | 306             |
| 5.2.12         | 308             |
| 5.2.13         | 310             |
| 5.2.14         |                 |

|            |   |     |
|------------|---|-----|
|            | <i>Production of Annual Fruits and Vegetables by Kind of Plant in Magelang Regency (quintal), 2021– 2024 .....</i>  | 319 |
| <b>5.3</b> | <b>PERKEBUNAN</b>   |     |
|            | <b>ESTATE CROPS</b>   |     |
| 5.3.1      | Luas Areal Tanaman Perkebunan Menurut Kecamatan dan Jenis Tanaman di Kabupaten Magelang (ribu ha), 2023 dan 2024<br><i>Planted Area of Estate Crops by District and Type of Crops in Magelang Regency (thousand ha), 2023 and 2024.....</i> | 320 |
| 5.3.2      | Produksi Perkebunan Menurut Kecamatan dan Jenis Tanaman di Kabupaten Magelang (ribu ton), 2023 dan 2024<br><i>Production of Estates by District and Type of Crops in Magelang Regency (thousand tons), 2023 and 2024.....</i>               | 328 |
| <b>5.4</b> | <b>KEHUTANAN</b>  |     |
|            | <b>FORESTRY</b>   |     |
| 5.4.1      | Luas Kawasan Hutan Perum Perhutani Menurut Kecamatan di Kabupaten Magelang (hektar), 2024<br><i>Forest Area by District in Magelang Regency (hectare), 2024 .....</i>   | 336 |
| 5.4.2      | Produksi Kayu Hutan Negara Menurut Jenis Produksi di Kabupaten Magelang (m3), 2018–2024<br><i>Timber Production by Type of Product in Magelang Regency (m3), 2018–2024.....</i>   | 337 |
| 5.4.3      | Luas Kawasan Hutan Rakyat Menurut Kecamatan di Kabupaten Magelang (hektar), 2024<br><i>Forest Area by District in Magelang Regency (hectare), 2024 .....</i>  | 338 |
| 5.4.4      | Produksi Kayu Hutan Rakyat Menurut Jenis Produksi di Kabupaten Magelang (m3), 2014–2024<br><i>Timber Production by Type of Product in Magelang Regency (m3), 2014–2024.....</i>   | 339 |
| <b>5.5</b> | <b>PETERNAKAN</b>   |     |
|            | <b>LIVESTOCK</b>  |     |
| 5.5.1      | Populasi Ternak Menurut Jenis Ternak di Kabupaten Magelang, 2024<br><i>Livestock Population by Kind of Livestock in Magelang Regency, 2024</i>  | 340 |
| 5.5.2      | Populasi Unggas Menurut Jenis Unggas di Kabupaten Magelang, 2024<br><i>Poultry Population by Kind of Poultry in Magelang Regency, 2024.....</i>   | 342 |

| Tabel<br>Table | Halaman<br>Page  |     |
|----------------|--|-----|
| 5.5.3          | Produksi Daging Ternak Menurut Jenis Ternak di Kabupaten Magelang (kg), 2024<br><i>Production of Meats by Type of Livestock in Magelang Regency (kg), 2024</i> .....   | 344 |
| 5.5.4          | Produksi Daging Unggas Menurut Jenis Unggas di Kabupaten Magelang (kg), 2024<br><i>Production of Meats by Type of Poultry in Magelang Regency (kg), 2024</i> .....   | 345 |
| 5.5.5          | Produksi Telur Menurut Jenis Unggas di Kabupaten Magelang (kg), 2024<br><i>Production of Eggs by Type of Poultry in Magelang Regency (kg), 2024</i>  | 346 |
| 5.5.6          | Produksi Susu Menurut Jenis Ternak di Kabupaten Magelang (liter), 2020 – 2024<br><i>Production of Milk by Type of Livestock in Magelang Regency (liter), 2020– 2024</i> .....  | 347 |
| <b>5.6</b>     | <b>PERIKANAN</b>   |     |
|                | <b>FISHERY</b>   |     |
| 5.6.1          | Luas Perikanan Budidaya Menurut Kecamatan dan Jenis Budidaya di Kabupaten Magelang (hektar), 2024<br><i>Area of Fish Capture by District and Subsector in Magelang Regency (hectare), 2024</i> .....                                   | 348 |
| 5.6.2          | Produksi Ikan Air Tawar (untuk Benih) Menurut Kecamatan dan Jenis Ikan di Kabupaten Magelang (Ribu Ekor), 2024<br><i>Production of Freshwater Fish (Seed) by District and Fish Species in Magelang Regency (Ribu Ekor), 2024</i> ..... | 349 |
| 5.6.3          | Produksi Ikan Air Tawar (untuk Lauk Pauk) Menurut Kecamatan dan Jenis Ikan di Kabupaten Magelang (ton), 2024<br><i>Production of Freshwater Fish (Side Dishes) by District and Fish Species in Magelang Regency (ton), 2024</i> .....  | 351 |
| <b>6.</b>      | <b>INDUSTRI, PERTAMBANGAN, DAN ENERGI/</b>   |     |
|                | <b>INDUSTRY, MINING, AND ENERGY</b>  |     |
| <b>6.1</b>     | <b>INDUSTRI</b>  |     |
|                | <b>INDUSTRY</b>  |     |
| 6.1.1          | Jumlah Perusahaan dan Tenaga Kerja Menurut Klasifikasi Industri Besar dan Sedang di Kabupaten Magelang, 2024<br><i>Number of Establishments and Employees by Large and Medium</i>  |     |

| Tabel<br>Table | Halaman<br>Page |
|----------------|-----------------|
|                | 359             |
| 6.1.2          | 361             |
| <b>6.2</b>     | <b>362</b>      |
|                | <b>362</b>      |
| 6.2.1          | 362             |
| 6.2.2          | 363             |
| 6.2.3          |                 |
| 6.2.4          | 367             |
| 6.2.5          | 368             |
| 6.2.6          | 373             |
| <b>7.</b>      | <b></b>         |
| 7.1            | 381             |

| Tabel<br>Table | Halaman<br>Page   |
|----------------|---|
| 7.2            | Jumlah Hotel dan Akomodasi Lainnya Menurut Klasifikasi di Kabupaten Magelang, 2020-2024<br><i>Number of Hotels and Other Accomodations by Classification in Magelang Regency, 2020-2024</i> ..... 382   |
| 7.3            | Rata-rata Lama Menginap Tamu Asing dan Tamu Domestik Menurut Jenis Hotel dan Bulan di Kabupaten Magelang (hari), 2024<br><i>Average Length of Stay of Foreign and Domestic Visitors by Type of Accomodation and Month in Magelang Regency (day), 2024</i> ..... 383 |
| 7.4            | Rata-rata Lama Menginap Tamu Menurut Jenis Hotel dan Bulan di Kabupaten Magelang (hari), 2024<br><i>Average Length of Stay of Visitors by Type of Accomodation and Month in Magelang Regency (day), 2024</i> ..... 384  |
| 7.5            | Persentase Tingkat Penghunian Kamar Hotel dan Akomodasi Lainnya Menurut Jenis Hotel dan Bulan di Kabupaten Magelang, 2024<br><i>Room Occupancy Rate of Hotels and Other Accommodations by Type of Accomodation and Month in Magelang Regency, 2024</i> ..... 385    |
| 7.6            | Jumlah Pengunjung Obyek Wisata Menurut Obyek Wisata, Asal Wisatawan, dan Bulan di Kabupaten Magelang, 2024<br><i>Number of Visitors Tourism by Tourism Object, Origin of Tourist, and Month in Magelang Regency, 2024</i> ..... 386                                 |
| 7.7            | Jumlah Pengunjung Obyek Wisata di Kabupaten Magelang, 2024<br><i>Number of Visitors Tourism in Magelang Regency, 2024</i> ..... 391   |
| 7.8            | Daya Tarik Wisata Menurut Jenis Wisata di Kabupaten Magelang, 2024<br><i>Tourism Object by Kind of Tourism in Magelang Regency, 2024</i> ..... 392  |
| 7.9            | Profil Wisata Rintisan KPH Kedu Utara di Kabupaten Magelang, 2024<br><i>Profile of KPH Kedu Utara Tourism Object in Magelang Regency, 2024.</i> 399   |
| 7.10           | Desa Wisata yang Sudah Memiliki SK Penetapan Bupati di Kabupaten Magelang, 2024<br><i>Tourism Village that Already have a Certificate of Regent's Appointment in Magelang Regency, 2024</i> ..... 400   |
| <b>8.</b>      | <b>TRANSPORTASI DAN KOMUNIKASI/<br/>TRANSPORTATION AND COMMUNICATION</b>  |
| <b>8.1</b>     | <b>TRANSPORTASI<br/>TRANSPORTATION</b>  |
| 8.1.1          | Panjang Jalan Menurut Tingkat Kewenangan  |

|       |   |     |
|-------|---|-----|
|       | Pemerintahan di Kabupaten Magelang (km), 2022–2024<br><i>Length of Roads by Level of Government Authority in Magelang Regency (km), 2022–2024</i> .....   | 409 |
| 8.1.2 | Panjang Jalan Menurut Jenis Permukaan Jalan di Kabupaten Magelang (km), 2022–2024<br><i>Length of Roads by Type of Road Surface in Magelang Regency (km), 2022–2024</i> .....   | 410 |
| 8.1.3 | Panjang Jalan Menurut Kondisi Jalan di Kabupaten Magelang (km), 2022–2024<br><i>Length of Roads by Condition of Roads in Magelang Regency (km), 2022–2024</i> .....   | 411 |
| 8.1.4 | Panjang Jalan Kabupaten Menurut Kecamatan dan Jenis Permukaan Jalan di Kabupaten Magelang (km), 2024<br><i>Length of Regency’s Roads by District and Type of Road Surface in Magelang Regency (km), 2024</i> .....  | 412 |
| 8.1.5 | Panjang Jalan Kabupaten Menurut Kecamatan dan Kondisi Jalan di Kabupaten Magelang (km), 2024<br><i>Length of Regency’s Roads by District and Road Condition in Magelang Regency (km), 2024</i> .....  | 413 |
| 8.1.6 | Panjang Jalan Negara dan Provinsi Menurut Ruas Jalan di Kabupaten Magelang (km), 2024<br><i>Length of State’s Roads and Province’s Roads by Road Areas in Magelang Regency (km), 2024</i> .....   | 414 |
| 8.1.7 | Panjang Jalan Menurut Jenis Permukaan Jalan, Kondisi Jalan, dan Pemerintahan yang Berwenang Mengelolanya di Kabupaten Magelang (km), 2024<br><i>Length of Roads by Type of Road Surface, Road Condition, and Level of Government Authority in Magelang Regency (km), 2024</i> ..... | 415 |
| 8.1.8 | Jumlah Kendaraan Bermotor Wajib Uji yang Diuji Menurut Jenis Kendaraan di Kabupaten Magelang, 2020-2024<br><i>Number of Motor Vehicles Shall be Tested in The Test by Type of Vehicle in Magelang Regency, 2020-2024</i> .....  | 416 |
| 8.1.9 | Jumlah Pengusaha Angkutan Penumpang dan Jumlah Armada Menurut Jenis Angkutan Penumpang di Kabupaten Magelang, 2024<br><i>Number of Passenger Transporters and Number of Vehicles by Type of Passenger Transport in Magelang Regency, 2024</i> .....                                 | 417 |

| Tabel<br>Table | Halaman<br>Page   |     |
|----------------|---|-----|
| 8.1.10         | Jumlah Potensi Kendaraan Bermotor Menurut Jenisnya di Kabupaten Magelang, 2023-2024<br><i>Number of Vehicles by Kind in Magelang Regency, 2023-2024.....</i>  | 418 |
| 8.1.11         | Jumlah Dealer Kendaraan Bermotor Menurut Merek Kendaraan di Kabupaten Magelang, 2020-2024<br><i>Number of Motor Vehicles Dealers by Brand of Motor Vehicle in Magelang Regency, 2020-2024 .....</i>                           | 419 |
| <b>8.2</b>     | <b>KOMUNIKASI</b><br><b>COMMUNICATION</b>   |     |
| 8.2.1          | Jumlah Kantor Pos Pembantu Menurut Kecamatan di Kabupaten Magelang, 2020-2024<br><i>Number of Auxiliary Post Office by Subdistrict in Magelang Regency, 2020-2024 .....</i>   | 420 |
| 8.2.2          | Arus Lalu Lintas Surat Pos yang Dikirim PT. Pos Indonesia Magelang Menurut Bulan dan Jenisnya, 2024<br><i>Current of Postal Sent Over PT. Pos Indonesia (Persero) of Magelang by Month and Kind of Postal, 2024 .....</i>     | 421 |
| 8.2.3          | Arus Lalu Lintas Surat Pos yang Diterima PT. Pos Indonesia Magelang Menurut Bulan dan Jenisnya, 2024<br><i>Current of Postal Received Over PT. Pos Indonesia (Persero) of Magelang by Month and Kind of Postal, 2024.....</i> | 422 |
| 8.2.4          | Arus Lalu Lintas Surat Luar Negeri di PT. Pos Indonesia Magelang Menurut Bulan, 2024<br><i>Current of Overseas Mail Over PT. Pos Indonesia (Persero) of Magelang by Month, 2024.....</i>                                      | 423 |
| 8.2.5          | Arus Lalu Lintas Wesel Pos Dalam Negeri di PT. Pos Indonesia Magelang Menurut Bulan, 2024<br><i>Current of Domestic Money Order Over PT. Pos Indonesia (Persero) of Magelang by Month, 2024.....</i>                          | 424 |
| 8.2.6          | Arus Lalu Lintas Wesel Pos Luar Negeri di PT. Pos Indonesia Magelang Menurut Bulan, 2024<br><i>Current of Foreign Money Order Over PT. Pos Indonesia (Persero) of Magelang by Month, 2024.....</i>                            | 425 |
| 8.2.7          | Arus Lalu Lintas Paket Pos di PT. Pos Indonesia Magelang Menurut Bulan, 2024  |     |

| Tabel<br>Table | Halaman<br>Page   |
|----------------|---|
|                | <i>Current of Post Package Over PT. Pos Indonesia (Persero) of Magelang by Month, 2024</i> ..... 426  |
| 8.2.8          | Banyaknya Penjualan Benda Pos dan Meterai di PT. Pos Indonesia Magelang, 2012-2024<br><i>Number of Sales of Postal and Deed Agrarian in PT. Pos Indonesia (Persero) of Magelang, 2012-2024</i> ..... 427  |
| 8.2.9          | Jumlah Penerimaan dan Pembayaran Giro dan Cek Pos di PT Pos Indonesia Magelang, 2012-2024<br><i>Total of Receipts and Payments of Clearing and Postal Checks in PT. Pos Indonesia (Persero) of Magelang, 2012-2024</i> ..... 428  |
| 8.2.10         | Pembayaran Pensiunan di PT Pos Indonesia Magelang, 2024<br><i>Retired Payments in PT. Pos Indonesia (Persero) of Magelang, 2024</i> ..... 429   |
| <b>9</b>       | <b>PERBANKAN, KOPERASI, DAN HARGA-HARGA/<br/>BANKING, COOPERATIVE, AND PRICES</b>   |
| <b>9.1</b>     | <b>PERBANKAN<br/>BANKING</b>  |
| 9.1.1          | Jumlah Kantor Bank Menurut Kelompok Bank di Kabupaten Magelang, 2020–2024<br><i>Number of Bank Offices by Bank Group in Magelang Regency, 2020–2024</i> ..... 437   |
| 9.1.2          | Posisi Kredit Perbankan <sup>1</sup> dalam Rupiah <sup>2</sup> Menurut Lapangan Usaha dan Bulan di Kabupaten Magelang (ribu rupiah), 2024<br><i>Value of Bank Credits<sup>1</sup> in Rupiahs<sup>2</sup> by Industry and Month in Magelang Regency (thousand rupiahs), 2024</i> ..... 438         |
| 9.1.3          | Posisi Kredit Perbankan <sup>1</sup> dalam Rupiah <sup>2</sup> Menurut Bulan dan Jenis Penggunaan di Kabupaten Magelang (ribu rupiah), 2024<br><i>Value of Bank Credits<sup>1</sup> in Rupiahs<sup>2</sup> by Month and Type of Credit in Magelang Regency (thousand rupiahs), 2024</i> ..... 444 |
| 9.1.4          | Total Posisi Pinjaman Rupiah dan Valuta Asing Menurut Bulan dan Skala Bisnis di Kabupaten Magelang (ribu rupiah), 2024<br><i>Total Rupiah and Foreign Currency Loan Positions by Month and Business Scale in Magelang Regency (thousand rupiahs), 2024</i> ..... 445                              |
| 9.1.5          | Posisi Kredit Perbankan <sup>1</sup> dalam Rupiah <sup>2</sup> Usaha Mikro, Kecil, dan Menengah (UMKM) Menurut Lapangan Usaha, Jenis Penggunaan, dan Bulan di Kabupaten Magelang (ribu rupiah), 2024  |

|            |   |     |
|------------|---|-----|
|            | <i>Value of Bank Credits<sup>1</sup> in Rupiahs<sup>2</sup> of Micro, Small, and Medium Enterprises (MSMEs) by Industry, Type of Credit, and Month in Magelang Regency (thousand rupiahs), 2024.....</i>  | 446 |
| 9.1.6      | Posisi Pinjaman (Rupiah dan Valuta Asing) yang Diberikan oleh Bank Konvensional – Bank Persero Menurut Bulan dan Jenis Penggunaan di Kabupaten Magelang (ribu rupiah), 2024<br><i>Loan Position (Rupiahs and Foreign Currency) Provided by Conventional Banks– State Banks by Month and Type of Credit in Magelang Regency (thousand rupiahs), 2024.....</i>  | 452 |
| 9.1.7      | Posisi Kredit Perbankan dalam Rupiah <sup>1</sup> yang Diberikan oleh Bank Perkreditan Rakyat (BPR) Konvensional pada Kelompok BPR/BPRS Menurut Bulan dan Jenis Penggunaan di Kabupaten Magelang (ribu rupiah), 2023<br><i>Value of Bank Credits in Rupiahs<sup>1</sup> Given by Conventional–based Rural Banks in the BPR/BPRS Group by Month and Type of Credit in Magelang Regency (thousand rupiahs), 2023.....</i> | 453 |
| 9.1.8      | Posisi Kredit Perbankan dalam Rupiah <sup>1</sup> yang Diberikan oleh Bank Pembiayaan Rakyat (BPR) Syariah Kelompok BPR/BPRS Menurut Bulan dan Jenis Penggunaan di Kabupaten Magelang (ribu rupiah), 2023<br><i>Value of Bank Credits in Rupiahs<sup>1</sup> Given by Syaria–based Rural Banks in the BPR/BPRS Group by Month and Type of Credit in Magelang Regency (thousand rupiahs), 2023.....</i>                  | 454 |
| 9.1.9      | Perkembangan Dana Pihak Ketiga Perbankan Menurut Jenisnya dan Bulan di Kabupaten Magelang (ribu rupiah), 2023<br><i>Bank Depositor Funds Development by Type of Fund and Month in Magelang Regency (thousand rupiahs), 2023.....</i>  | 455 |
| <b>9.2</b> | <b>KOPERASI</b>   |     |
|            | <b>COOPERATIVE</b>  |     |
| 9.2.1      | Jumlah Koperasi Aktif Menurut Kecamatan di Kabupaten Magelang, 2021–2024<br><i>Number of Active Cooperative by Subdistrict in Magelang Regency, 2021–2024.....</i>  | 458 |
| 9.2.2      | Jumlah Koperasi Menurut Jenis Koperasi Berdasarkan Status Anggotanya dan Kecamatan di Kabupaten Magelang, 2024<br><i>Number of Cooperative by Kind of Cooperative by Status of Members and Subdistrict in Magelang Regency, 2024.....</i>   | 459 |

| Tabel<br>Table | Halaman<br>Page  |     |
|----------------|--|-----|
| 9.2.3          | Jumlah Koperasi Menurut Jenis Usahanya dan Kecamatan di Kabupaten Magelang, 2024<br><i>Number of Cooperative by Kind of Business and Subdistrict in Magelang Regency, 2024</i> .....   | 460 |
| 9.2.4          | Profil Koperasi Menurut Jenis Koperasi di Kabupaten Magelang, 2024<br><i>Profile of Cooperative by Type of Cooperative in Magelang Regency, 2024</i> .....   | 461 |
| <b>9.3</b>     | <b>HARGA–HARGA<br/>PRICES</b>  |     |
| 9.3.1          | Laju Inflasi Harga Konsumen Menurut Bulan di Indonesia dan Provinsi Jawa Tengah (2018 = 100), 2024<br><i>Inflation Rate by Month of Indonesia and Jawa Tengah Province (2018 = 100), 2024</i> .....  | 463 |
| <b>10.</b>     | <b>PENGELUARAN PENDUDUK/POPULATION EXPENDITURE</b>   |     |
| 10.1           | Rata–rata Pengeluaran per Kapita Sebulan Menurut Kelompok Komoditas di Kabupaten Magelang (rupiah), 2023 dan 2024<br><i>Monthly Average Expenditure per Capita by Commodity Group in Magelang Regency (rupiahs), 2023 and 2024</i> .....           | 470 |
| 10.2           | Persentase Pengeluaran per Kapita Sebulan Menurut Kelompok Komoditas di Kabupaten Magelang, 2023 dan 2024<br><i>Percentage of Monthly Expenditure per Capita by Commodity Group in Magelang Regency, 2023 and 2024</i> .....                       | 471 |
| 10.3           | Distribusi Rata–rata Pengeluaran per Kapita Menurut Kriteria Bank Dunia di Kabupaten Magelang (persentase), 2024<br><i>Distribution Average Expenditure Per Capita by criteria for the World Bank in Magelang Regency (percentage), 2024</i> ..... | 472 |
| <b>11.</b>     | <b>PERDAGANGAN/TRADE</b> .....   | 473 |
| 11.1           | Jumlah Penerbitan Nomor Induk Berusaha (NIB) Menurut Badan Hukum di Kabupaten Magelang, 2020-2024<br><i>Number of Establishments Bussines Registration Number by Business Entity in Magelang Regency, 2020-2024</i> .....                          | 479 |
| 11.2           | Profil Pasar di Kabupaten Magelang, 2024<br><i>Profil of Market in Magelang Regency, 2024</i> .....  | 480 |
| 11.3           | Nilai Ekspor Non Migas Menurut Jenis Komoditas di Kabupaten Magelang, 2020-2024 (US \$)  |     |

| Tabel<br>Table | Halaman<br>Page  |
|----------------|--|
|                | <i>Export Value of Non Oil &amp; Gas by Comodity in Magelang Regency, 2020-2024 (US \$) .....</i> 481  |
| <b>12.</b>     | <b>SISTEM NERACA REGIONAL/SYSTEM OF REGIONAL ACCOUNTS</b> 483  |
| 12.1           | Produk Domestik Regional Bruto Atas Dasar<br>Harga Berlaku Menurut Lapangan Usaha di<br>Kabupaten Magelang (miliar rupiah), 2020–2024<br><i>Gross Regional Domestic Product at Current Market Prices by Industry<br/>           in Magelang Regency (billion rupiahs), 2020–2024 .....</i> 490                         |
| 12.2           | Produk Domestik Regional Bruto Atas Dasar<br>Harga Konstan 2010 Menurut Lapangan Usaha di<br>Kabupaten Magelang (miliar rupiah), 2020–2024<br><i>Gross Regional Domestic Product at 2010 Constant Market Prices by<br/>           Industry in Magelang Regency (billion rupiahs), 2020–2024.....</i> 492               |
| 12.3           | Distribusi Persentase Produk Domestik Regional<br>Bruto Atas Dasar Harga Berlaku Menurut Lapangan<br>Usaha di Kabupaten Magelang, 2020–2024<br><i>Percentage Distribution of Gross Regional Domestic Product at<br/>           Current Market Prices by Industry in Magelang Regency, 2020–2024....</i> 494            |
| 12.4           | Laju Pertumbuhan Produk Domestik Regional Bruto<br>Atas Dasar Harga Konstan 2010 Menurut Lapangan<br>Usaha di Kabupaten Magelang (persen), 2020–2024<br><i>Growth Rate of Gross Regional Domestic Product at 2010 Constant<br/>           Market Prices by Industry in Magelang Regency (percent), 2020–2024 .</i> 496 |
| 12.5           | Indeks Harga Implisit Produk Domestik Regional Bruto Menurut<br>Lapangan Usaha di Kabupaten Magelang (2010=100), 2020–2024<br><i>Implicit Price Index ofGross Regional Domestic Product by Industry in<br/>           Magelang Regency (2010=100), 2020–2024.....</i> 498  |
| 12.6           | Laju Implisit Produk Domestik Regional Bruto Menurut<br>Lapangan Usaha di Kabupaten Magelang, 2020–2024<br><i>Implicit Growth Rate of Gross Regional Domestic Product by Industry<br/>           in Magelang Regency, 2020–2024.....</i> 500   |
| 12.7           | Produk Domestik Regional Bruto Atas Dasar Harga Berlaku<br>Menurut Pengeluaran di Kabupaten Magelang (miliar rupiah), 2020–2024<br><i>Gross Regional Domestic Product at Current Market Prices by Type of<br/>           Expenditure in Magelang Regency (billion rupiahs), 2020–2024.....</i> 502                     |

| Tabel<br>Table | Halaman<br>Page   |            |
|----------------|---|------------|
| 12.8           | Produk Domestik Regional Bruto Atas Dasar Harga Konstan 2010 Menurut Pengeluaran di Kabupaten Magelang (miliar rupiah), 2020–2024<br><i>Gross Regional Domestic Product at 2010 Constant Market Prices by Type of Expenditure in Magelang Regency (billion rupiahs), 2020–2024</i> .....                          | 503        |
| 12.9           | Laju Pertumbuhan Produk Domestik Regional Bruto Atas Dasar Harga Konstan 2010 Menurut Pengeluaran di Kabupaten Magelang (persen), 2020–2024<br><i>Growth Rate of Gross Regional Domestic Product at 2010 Constant Market Prices by Type of Expenditure in Magelang Regency (percent), 2020–2024</i> .....         | 504        |
| 12.10          | Distribusi Persentase Produk Domestik Regional Bruto Atas Dasar Harga Berlaku Menurut Pengeluaran di Kabupaten Magelang (persen), 2020–2024<br><i>Percentage Distribution of Gross Regional Domestic Product at Current Market Prices by Type of Expenditure in Magelang Regency (percent), 2020–2024</i> .....   | 505        |
| 12.11          | Laju Implisit Produk Domestik Regional Bruto Menurut Pengeluaran di Kabupaten Magelang (persen), 2020–2024<br><i>Implicit Growth Rate of Gross Regional Domestic Product by Type of Expenditure in Magelang Regency (percent), 2020–2024</i> .....  | 506        |
| <b>13.</b>     | <b>PERBANDINGAN ANTAR KABUPATEN/KOTA/ REGENCY/ MUNICIPAL COMPARISON</b> .....   | <b>507</b> |
| 13.1           | Jumlah Penduduk Menurut Kabupaten/Kota di Provinsi Jawa Tengah (ribu), 2021–2025<br><i>Population by Regency/Municipality in Jawa Tengah Province (thousand), 2021–2025</i> .....   | 514        |
| 13.2           | Laju Pertumbuhan Produk Domestik Regional Bruto Atas Dasar Harga Konstan 2010 Menurut Kabupaten/ Kota di Provinsi Jawa Tengah (persen), 2020–2024<br><i>Rate of Growth of Gross Regional Domestic Products at Constant 2010 Prices by Regency/Municipality in Jawa Tengah Province (percent), 2020–2024</i> ..... | 515        |
| 13.3           | Jumlah Penduduk Miskin Menurut Kabupaten/ Kota di Provinsi Jawa Tengah (ribu), 2020–2024<br><i>Number of Poor Population by Regency/Municipality in Jawa Tengah</i>   |            |

| Tabel<br>Table | Halaman<br>Page   |
|----------------|---|
|                | Province (thousand), 2020–2024..... 516   |
| 13.4           | Indeks Pembangunan Manusia Menurut Kabupaten/<br>Kota di Provinsi Jawa Tengah, 2020–2024<br><i>Human Development Index by Regency/Municipality in Jawa Tengah<br/>           Province, 2020–2024</i> ..... 517  |
| 13.5           | Persentase Penduduk Miskin Menurut Kabupaten/<br>Kota di Provinsi Jawa Tengah, 2020–2024<br><i>Percentage of Poor People by Regency/Municipality in Jawa Tengah<br/>           Province, 2020–2024</i> ..... 518  |
| 13.6           | Tingkat Pengangguran Terbuka dan Tingkat<br>Partisipasi Angkatan Kerja (TPAK) Menurut<br>Kabupaten/Kota di Provinsi Jawa Tengah, 2020–2024<br><i>Unemployment Rate (UR) and Labour Force Participation Rate (LFPR)<br/>           by Regency/Municipality in Jawa Tengah Province, 2020–2024</i> ..... 519                          |
| 13.7           | Penduduk Berumur 15 Tahun Ke Atas Menurut<br>Jenis Kegiatan Selama Seminggu yang Lalu dan<br>Kabupaten/Kota di Provinsi Jawa Tengah, 2024<br><i>Population 15 Years of Age and Over by Type of Activity During the<br/>           Previous Week and Regency/Municipality in Jawa Tengah Province,<br/>           2024</i> ..... 520 |



## DAFTAR GAMBAR/LIST OF FIGURES

| Gambar<br>Figure |  | Halaman<br>Page |
|------------------|--|-----------------|
| 1.1              | Persentase Luas Daerah Menurut Kecamatan di Kabupaten Magelang, 2022<br><i>Percentage of Area by Subdistrict in Magelang Regency, 2022</i> .....   | 6               |
| 1.2              | Jumlah Curah Hujan Menurut Bulan di Kabupaten Magelang, 2022<br><i>Amount of Precipitation by Month in Magelang Regency, 2022</i> .....  | 7               |
| 2.1              | Persentase Pegawai Negeri Sipil Pemerintah Daerah Menurut Jenis Kelamin di Kabupaten Magelang, 2022<br><i>Percentage of Civil Servants of Regional Government by Sex in Magelang Regency, 2022</i> .....   | 28              |
| 2.2              | Jumlah Anggota Dewan Perwakilan Rakyat Daerah Menurut Asal Partai Politik di Kabupaten Magelang, 2022<br><i>Number of Members of The Regional House of Representatives by Political Parties Origin in Magelang Regency, 2022</i> .....                           | 29              |
| 3.1              | Piramida Penduduk Kabupaten Magelang, 2022<br><i>Population Pyramid of Magelang Regency, 2022</i> .....  | 74              |
| 3.2              | Persentase Penduduk Berumur 15 Tahun Ke Atas Menurut Jenis Kegiatan Selama Seminggu yang Lalu di Kabupaten Magelang, 2022<br><i>Percentage of Population Aged 15 Years and Over by Type of Activity During The Previous Week in Magelang Regency, 2022</i> ..... | 75              |
| 4.1              | Persentase Peserta KB Aktif (Usia 15-49 Tahun) Menurut Alat Kontrasepsi di Kabupaten Magelang, 2022<br><i>Percentage of Family Planning Participants (15-49 Years Old) by Contraception in Magelang Regency, 2022</i> .....                                      | 105             |
| 5.1              | Populasi Ternak Menurut Jenis Ternak di Kabupaten Magelang, 2022<br><i>Livestock Population by Kind of Livestock in Magelang Regency, 2022</i> .....   | 241             |
| 6.1              | Persentase Pelanggan Listrik Menurut Kategori Pelanggan di Kabupaten Magelang, 2022<br><i>Percentage of Electricity Costumers by Category of Consumer in Magelang Regency, 2022</i> .....  | 355             |

| Gambar<br>Figure  | Halaman<br>Page |
|---|-----------------|
| 7.1 Jumlah Hotel dan Akomodasi Lainnya Menurut Klasifikasi di Kabupaten Magelang, 2022<br><i>Number of Hotels and Other Accomodations by Classification in Magelang Regency, 2022</i> .....   | 376             |
| 8.1 Persentase Jalan Menurut Kondisi Jalan di Kabupaten Magelang, 2022<br><i>Percentage of Roads by Condition of Roads in Magelang Regency, 2022</i> .....  | 400             |
| 9.1 Jumlah Kantor Bank di Kabupaten Magelang, 2018-2022<br><i>Number of Bank Offices in Magelang Regency, 2018-2022</i> .....   | 428             |
| 10.1 Rata-rata Pengeluaran per Kapita Sebulan Makanan dan Bukan Makanan di Kabupaten Magelang (rupiah), 2021-2022<br><i>Monthly Average of Food and Non Food Expenditure per Capita in Magelang Regency, 2021-2022</i> .....  | 461             |
| 11.1 Jumlah Perusahaan Perdagangan Menurut Badan Badan Hukum di Kabupaten Magelang, 2022<br><i>Number of Establishments by Type of Business Entity in Magelang Regency, 2022</i> .....  | 470             |
| 12.1 Laju Pertumbuhan Produk Domestik Regional Bruto Atas Dasar Harga Konstan 2010 di Kabupaten Magelang (persen), 2018-2022<br><i>Growth Rate of Gross Regional Domestic Product at 2010 Constant Market Prices in Magelang Regency (percent), 2018-2022</i> ..... | 481             |
| 13.1 Jumlah Penduduk di Provinsi Jawa Tengah (ribu), 2018-2022<br><i>Population in Jawa Tengah Province (thousand), 2018-2022</i> .....   | 505             |

## PENJELASAN UMUM/EXPLANATORY NOTES

Tanda-tanda, satuan-satuan, dan lain-lainnya yang digunakan dalam publikasi ini adalah sebagai berikut:

*Symbols, measurement units, and acronyms which are used in this publication, are as follows:*

### 1. TANDA-TANDA/SYMBOLS

|   |       |
|---|-------|
| Data tidak tersedia/ <i>Data not available</i> .....                      | : ... |
| Tidak ada atau nol / <i>Null or zero</i> .....                            | : -   |
| Data dapat diabaikan/ <i>Data negligible</i> .....                        | : ~0  |
| Tanda decimal/ <i>Decimal point</i> .....                                 | : ,   |
| Data tidak dapat ditampilkan/ <i>Not applicable</i> .....                 | : NA  |
| Angka estimasi/ <i>Estimated figures</i> .....                            | : e   |
| Angka diperbaiki/ <i>Revised figures</i> .....                            | : r   |
| Angka sementara/ <i>Preliminary figures</i> .....                         | : *   |
| Angka sangat sementara/ <i>Very preliminary figures</i> .....             | : **  |
| Angka sangat sangat sementara/ <i>Very very preliminary figures</i> ..... | : *** |

### 2. SATUAN/UNITS

|  |   |
|--|---|
| barel/ <i>barrel</i> .....                           | : 158,99 liter/ <i>litres</i> = 1/6,2898 m <sup>3</sup> |
| hektar (ha)/ <i>hectare (ha)</i> .....               | : 10 000 m <sup>2</sup>                                 |
| kilometer (km)/ <i>kilometres (km)</i> .....         | : 1 000 meter/ <i>meters (m)</i>                        |
| knot/ <i>knot</i> .....                              | : 1,8523 km/jam ( <i>km/hour</i> )                      |
| kuintal/ <i>quintal</i> .....                        | : 100 kg  |
| KWh .....  | : 1 000 Watt hour                                       |
| MWh .....  | : 1 000 KWh   |
| liter (untuk beras)/ <i>litre (for rice)</i> .....   | : 0,80 kg   |
| MMSCF .....  | : 1/35,3 m <sup>3</sup>                                 |
| metrik ton (m.ton)/ <i>metric ton (m. ton)</i> ..... | : 0,98421 long ton = 1 000 kg                           |
| ons/ <i>ounce</i> .....                              | : 28,31 gram/ <i>grams</i>                              |
| ton .....  | : 1 000 kg  |

Satuan lain: buah, dus, butir, helai/lembar, kaleng, batang, pulsa, ton kilometer (ton-km), jam, menit, persen (%).

*Other units: unit, pack, pieces, sheet, tin, pulse, ton-kilometres(ton-km), hour, minute, percent (%).*

Perbedaan angka di belakang koma disebabkan oleh pembulatan angka.

*The difference in decimal numbers is caused by rounding.*



## DAFTAR SINGKATAN/ LIST OF ABBREVIATIONS

|           |  |
|-----------|--|
| SI        | : Stasiun Iklim  |
| SIMPK     | : Stasiun Meteorologi Pertanian Khusus                                     |
| t.t       | : Tempat tidur   |
| BCG       | : Bacillus Calmette Guerin   |
| DPT       | : Difteri, Pertusis, Tetanus   |
| TT        | : Tetanus Toxoid   |
| IOT       | : Industri Obat Tradisional/ <i>Traditional Medicine Industry</i>          |
| IKOT      | : Industri Kecil Obat Tradisional/ <i>Traditional Medicine Small</i>       |
| Alkes     | : Alat kesehatan/ <i>Health Kits</i>                                       |
| PKRT      | : Perbekalan Kesehatan Rumah tangga/ <i>Household Health Logistics</i>     |
| Kompl     | : Komplemen/ <i>Complement</i>   |
| IRTP      | : Industri Pangan Produksi Rumah Tangga/ <i>Foods Home Industry</i>        |
| PBF       | : Pedagang Besar Farmasi/ <i>Pharmacy Whole-seller</i>                     |
| GFK       | : Gudang Farmasi Kab/Kota/Regency/ <i>Municipality Pharmacy Warehouse</i>  |
| RB        | : Rumah Bersalin/ <i>Delivery House</i>                                    |
| Pustu     | : Puskesmas pembantu/ <i>Auxiliary Public Health Center</i>                |
| BP        | : Balai Pengobatan/ <i>Polyclinic</i>                                      |
| TPS       | : Tempat Pembuangan Sementara / <i>landfill</i>                            |
| Jamkesmas | : Jaminan kesehatan masyarakat miskin/ <i>Poor public health insurance</i> |
| PJKMU     | : Program Jaminan Kesehatan Masyarakat Umum                                |
| SIUP      | : Surat Ijin Usaha Perdagangan/ <i>Trading Permission Letter</i>           |
| TDP       | : Tanda Daftar Perusahaan/ <i>Company Registration Identity</i>            |
| API       | : Angka Pengenal Importir/ <i>Importer's Identity Number</i>               |



## Statistik Kunci, 2022–2024

### Key Statistics, 2022–2024

| Rincian/Description  | Satuan/Unit                      | 2022      | 2023      | 2024      |
|--|----------------------------------|-----------|-----------|-----------|
| (1)  | (2)                              | (4)       | (4)       | (5)       |
| <b>SOSIAL/SOCIAL</b>   |                                  |           |           |           |
| Penduduk <sup>1</sup> /Population <sup>1</sup>   | ribu/thousand                    | 1.312,57  | 1.330,66  | 1.341,45  |
| Laju Pertumbuhan Penduduk <sup>1</sup> /Population Growth <sup>1</sup>   | %                                | 0,54      | 0,91      | 0,81      |
| Angka Harapan Hidup <sup>1</sup> -e <sub>0</sub> /Life Expectancy Rate <sup>1</sup>  | tahun/years                      | 74,03     | 74,44     | 74,68     |
| Angka Melek Huruf Usia 15+/Literacy Rate Aged 15+  | %                                | 92,86     | 92,86     | 93,72     |
| Tingkat Partisipasi Angkatan Kerja -TPAK <sup>2,3</sup><br>Labour Force Participation Rate-LFPR <sup>2,3</sup>                         | %                                | 79,57     | 79,45     | 77,72     |
| Tingkat Pengangguran Terbuka-TPT <sup>2</sup><br>Unemployment Rate-UR <sup>2</sup>   | %                                | 4,97      | 4,42      | 3,55      |
| Penduduk Miskin <sup>5</sup> /Poor People <sup>4</sup>   | ribu/thousand                    | 145,33    | 144,49    | 143,80    |
| Persentase Penduduk Miskin <sup>4</sup><br>Percentage of Poor People <sup>4</sup>  | %                                | 11,09     | 10,96     | 10,83     |
| Indeks Pembangunan Manusia-IPM <sup>5</sup><br>Human Development Index <sup>5</sup>  | –                                | 70,96     | 71,56     | 72,10     |
| <b>EKONOMI/ECONOMIC</b>  |                                  |           |           |           |
| Produk Domestik Regional Bruto (PDRB) Harga Berlaku <sup>6</sup><br>Gross Regional Domestic Bruto (GRDP) at Current Price <sup>6</sup> | milyar rupiah<br>billion rupiahs | 37.431,61 | 40.680,43 | 43.736,00 |
| Laju Pertumbuhan Ekonomi <sup>7</sup> /Economic Growth <sup>7</sup>  | %                                | 5,46      | 5,04      | 5,06      |

Catatan/Notes: <sup>1</sup> BPS Proyeksi Penduduk Interim 2020–2023 (Pertengahan tahun/Juni)/BPS Projection of Interim Population 2020–2023 (Mid year/June)

<sup>2</sup> Kondisi Agustus/Condition at August

<sup>3</sup> Menggunakan penimbang hasil proyeksi penduduk Survey Penduduk Antar Sensus (SUPAS) 2015/Weighted by the population projection results of the Intercensal Population Survey (SUPAS) 2015

<sup>4</sup> Kondisi Maret/Condition at March

<sup>5</sup> Sejak tahun 2010, IPM dihitung dengan metode baru. Komponen IPM metode baru adalah angka harapan hidup saat lahir, harapan lamasekolah rata-ratalamasekolah, dan pengeluaran perkapita. Since 2010, HDI was calculated using new method. New HDI component are life expectancy at birth, expected years of schooling means years of schooling, and expenditure per capita

<sup>6</sup> Mulai tahun 2010 mengadopsi System of National Account 2008 (SNA 2008). Since 2010 is in line with System of National Account 2008 (SNA 2008)

<sup>7</sup> Menggunakan tahun dasar 2010 (2010=100)/Using 2010 base year (2010=100)

<sup>8</sup> Menggunakan proyeksi penduduk berdasarkan hasil SP 2010/Using population projection based on SP 2010



# 01

## BAB

# GEOGRAFI & IKLIM

*Geography and Climate*

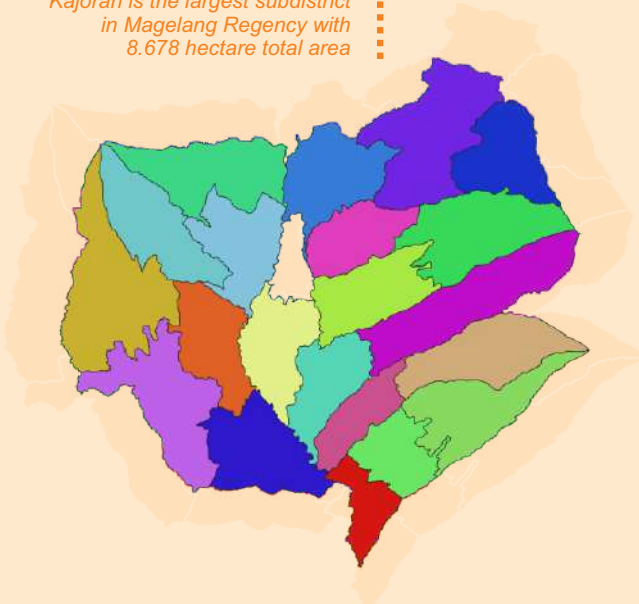
## Luas Wilayah Kabupaten Magelang 2024:

*The area of Magelang Regency 2024*

**112.998** ha/hectare

Kecamatan Kajoran merupakan kecamatan **terluas** di Kabupaten Magelang dengan luas **8.678 ha**.

*Kajoran is the largest subdistrict in Magelang Regency with 8.678 hectare total area*



Kecamatan Ngluwar merupakan kecamatan **terkecil** di Kabupaten Magelang dengan luas **2.396 ha**.

*Ngluwar is the smallest subdistrict in Magelang Regency with 2.396 hectare total area*



**PENJELASAN TEKNIS**

1. Kabupaten Magelang merupakan salah satu kabupaten di Provinsi Jawa Tengah yang letaknya berbatasan dengan beberapa kabupaten dan kota, antara lain Kabupaten Temanggung, Kabupaten Semarang, Kabupaten Boyolali, Kabupaten Purworejo, Kabupaten Wonosobo, dan Kota Magelang serta Provinsi Daerah Istimewa Yogyakarta. Letaknya antara  $110^{\circ}01'51''$  dan  $110^{\circ}26'58''$  Bujur Timur dan antara  $7^{\circ}19'13''$  dan  $7^{\circ}42'16''$  Lintang Selatan.
2. Batas-batas Wilayah:
  - Sebelah Utara : Kabupaten Temanggung dan Kabupaten Semarang.
  - Sebelah Timur : Kabupaten Semarang dan Kabupaten Boyolali.
  - Sebelah Selatan : Kabupaten Purworejo dan Provinsi DIY.
  - Sebelah Barat : Kabupaten Temanggung dan Kabupaten Wonosobo.
  - Di Tengah : Kota Magelang
3. Jarak dari Kabupaten Magelang ke:
  - Jakarta 560 km
  - Bandung 403 km
  - Bogor 530 km
  - Yogyakarta 43 km
  - Surabaya 370 km
  - Jember 522 km
  - Banyuwangi 633 km

**TECHNICAL NOTES**

1. *Magelang Regency is either one territory in Central Java. The region are located between other regencies and municipalities. These are Temanggung Regency, Semarang Regency, Boyolali Regency, Purworejo Regency, Wonosobo Regency, Magelang Municipality and Province of Daerah Istimewa Yogyakarta. Stretches along the equator between  $110^{\circ}01'51''$  and  $110^{\circ}26'58''$  East Longitude, and from  $7^{\circ}19'13''$  to  $7^{\circ}42'16''$  South Latitude.*
2. *Boundaries Area:*
  - *North Side : Temanggung Regency and Semarang Regency.*
  - *East Side : Semarang Regency and Boyolali Regency.*
  - *South Side : Purworejo Regency and DIY Province.*
  - *West Side : Temanggung Regency and Wonosobo Regency.*
  - *Central Part : Magelang Municipality .*
3. *Distance between Magelang Regency and some cities :*
  - *Jakarta 560 km*
  - *Bandung 403 km*
  - *Bogor 530 km*
  - *Yogyakarta 43 km*
  - *Surabaya 370 km*
  - *Jember 522 km*
  - *Banyuwangi 633 km*

• Malang 403 km

• Malang 403 km

4. Desa/Kelurahan Lereng/Puncak adalah desa/kelurahan yang sebagian besar wilayahnya berada di puncak gunung/pegunungan atau terletak di antara puncak sampai lembah.

4. *Slope/Peak Village/District is a village/District which the largest part of village/District lies on the highest part of mount/mountain or lies between the peak to the valley.*

5. Desa/Kelurahan lembah adalah desa/kelurahan yang wilayahnya sebagian besar merupakan daerah rendah yang terletak di antara dua gunung/pegunungan atau daerah yang mempunyai kedudukan lebih rendah dibandingkan daerah sekitarnya.

5. *Valley Village/District area is a village/District with the largest part of the village/District is a low area between two mountains or area that have a position lower than the surrounding areas.*

6. Desa/Kelurahan Dataran adalah desa/kelurahan yang sebagian besar wilayahnya tampak datar, rata, dan membentang.

6. *Flat Village/District is a village/District which the largest part of village/District looked plane, flat, and stretches.*

**ULASAN****DESCRIPTION****Geografi**

Kabupaten Magelang merupakan kabupaten yang luasnya mencapai 112.998 Ha dengan ketinggian wilayah mulai 202 meter sampai 1.378 meter di atas permukaan laut. Luas wilayah Kabupaten Magelang sesuai dengan luas wilayah yang tercantum pada Perda Kabupaten Magelang Nomor 7 Tahun 2024.

Kabupaten Magelang terdiri dari 21 kecamatan. Kecamatan terluas adalah Kecamatan Kajoran dengan luas mencapai 8.678 Ha, atau 7,68% dari total luas Kabupaten Magelang, sedangkan kecamatan terkecil adalah Kecamatan Ngluwar dengan luas hanya 2.396 Ha atau sekitar 2,12 %.

Sebagian wilayah Kabupaten Magelang terletak di daerah lereng/puncak gunung. Sebesar 58,87% desa di Kabupaten Magelang terletak di daerah lereng/puncak.

**Iklim**

Sepanjang tahun 2024 terjadi hujan dengan curah hujan yang fluktuatif tiap bulannya. Curah hujan tertinggi tercatat di bulan Desember yang mencapai 602 mm, sedangkan curah hujan terendah di bulan Agustus yaitu 0 mm.

**Geography**

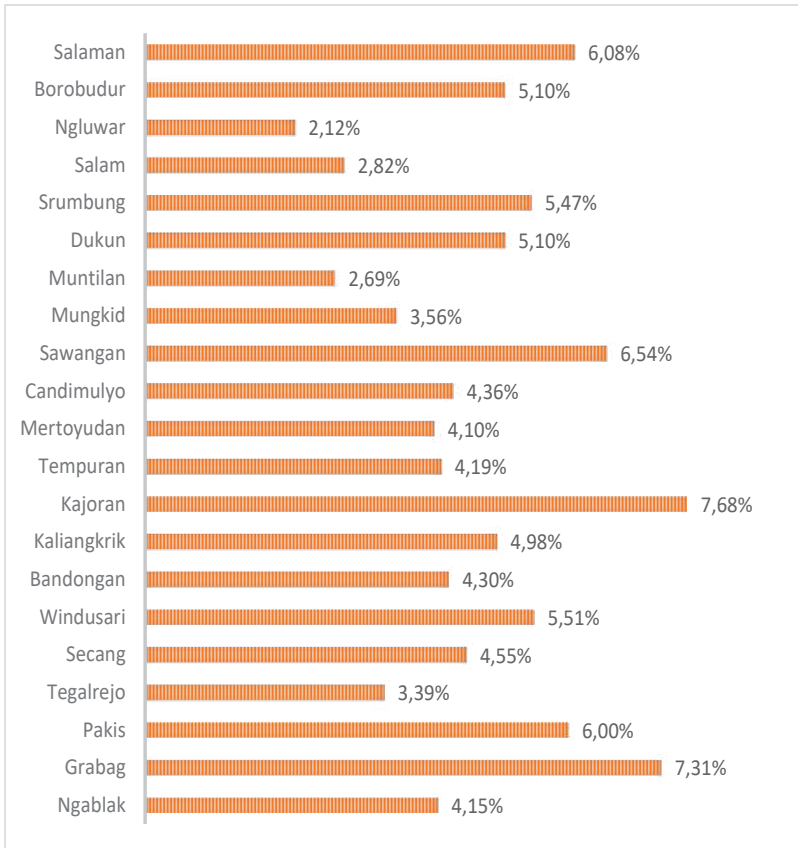
*Magelang regency is large regency which total area reach 112,998 hektare. Altitude ranging from 202 meters until 1,378 meters above sea level. Total area of Magelang Regency base on total area in Perda Kabupaten Magelang Nomor 7 Tahun 2024*

*The regency consists of 21 Sub Districts, where the largest is Kajoran Sub District. The area reach 7.68% of total area and the smallest area is Ngluwar Sub District which the area only 2,396 hektare or 2.12%.*

*Some area of Magelang Regency are located on the slopes / peaks of the mountains. T Asmuchas 58,87% of villages in Magelang Regency are located on slopes / peaks*

**Climate**

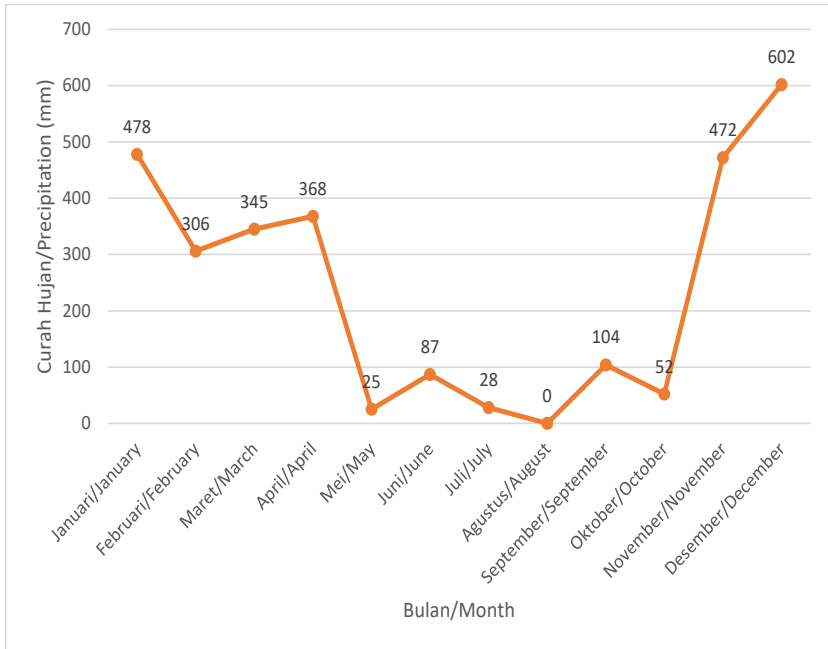
*Throughout 2024, there was rain with fluctuating rainfall every month. The highest rainfall is recorded in December which reaches 602 mm, while the lowest rainfall is recorded in August which is 0 mm.*



Sumber/Source: Badan Pusat Statistik Kabupaten Magelang/BPS-StatisticsofMagelangRegency

**Gambar** 1.1  
**Figures**

**Persentase Luas Daerah Menurut Kecamatan di Kabupaten Magelang, 2024**  
**Percentage of Area by District in Magelang Regency, 2024**



Sumber/Source : DPUP dan Penataan Ruang Kabupaten Magelang/Public Works and Planning Department of Magelang Regency

**Gambar**  
**Figures** 1.2

**Jumlah Curah Hujan Menurut Bulan di Kabupaten Magelang, 2024**  
**Amount of Precipitation by Month in Magelang Regency, 2024**

## 1.1 KEADAAN GEOGRAFI GEOGRAPHY CONDITION

**Tabel**  
**Table** 1.1.1 **Luas Daerah dan Jumlah Pulau Menurut Kecamatan di Kabupaten Magelang, 2024**  
**Total Area and Number of Islands by District in Magelang Regency, 2024**

|    | Kecamatan<br>District | Ibukota Kecamatan<br>Capital of District | Luas Total Area (ha/ha) |
|----|-----------------------|--|-------------------------|
|    | (1)                   | (2)                                      | (3)                     |
| 1  | Salaman               | Salaman                                  | 6.875                   |
| 2  | Borobudur             | Borobudur                                | 5.759                   |
| 3  | Ngluwar               | Ngluwar                                  | 2.396                   |
| 4  | S a l a m             | S a l a m                                | 3.185                   |
| 5  | Srumbung              | Srumbung                                 | 6.185                   |
| 6  | D u k u n             | D u k u n                                | 5.760                   |
| 7  | Muntilan              | Muntilan                                 | 3.036                   |
| 8  | Mungkid               | Mungkid                                  | 4.023                   |
| 9  | Sawangan              | Sawangan                                 | 7.390                   |
| 10 | Candimulyo            | Candimulyo                               | 4.932                   |
| 11 | Mertoyudan            | Mertoyudan                               | 4.628                   |
| 12 | Tempuran              | Tempuran                                 | 4.739                   |
| 13 | Kajoran               | Kajoran                                  | 8.678                   |
| 14 | Kaliangkrik           | Kaliangkrik                              | 5.632                   |
| 15 | Bandongan             | Bandongan                                | 4.859                   |
| 16 | Windusari             | Windusari                                | 6.227                   |
| 17 | Secang                | Secang                                   | 5.143                   |
| 18 | Tegalrejo             | Tegalrejo                                | 3.829                   |
| 19 | Pakis                 | Pakis                                    | 6.775                   |
| 20 | Grabag                | Grabag                                   | 8.263                   |
| 21 | Ngablak               | Ngablak                                  | 4.686                   |
|    | Kabupaten Magelang    |  | 112.998                 |

Lanjutan Tabel/*Continued Table 1.1.1*

| Kecamatan<br>District     | Persentase Terhadap Luas Kabupaten<br>Percentage to Regency's Area | Jumlah Pulau<br>Number of Islands |
|---------------------------|--|-----------------------------------|
| (1)                       | (4)  | (5)                               |
| 1 Salaman                 | 6,08   | –                                 |
| 2 Borobudur               | 5,10   | –                                 |
| 3 Ngluwar                 | 2,12   | –                                 |
| 4 Sa l a m                | 2,82   | –                                 |
| 5 Srumbung                | 5,47   | –                                 |
| 6 D u k u n               | 5,10   | –                                 |
| 7 Muntilan                | 2,69   | –                                 |
| 8 Mungkid                 | 3,56   | –                                 |
| 9 Sawangan                | 6,54   | –                                 |
| 10 Candimulyo             | 4,36   | –                                 |
| 11 Mertoyudan             | 4,10   | –                                 |
| 12 Tempuran               | 4,19   | –                                 |
| 13 Kajoran                | 7,68   | –                                 |
| 14 Kaliangkrik            | 4,98   | –                                 |
| 15 Bandongan              | 4,30   | –                                 |
| 16 Windusari              | 5,51   | –                                 |
| 17 Secang                 | 4,55   | –                                 |
| 18 Tegalrejo              | 3,39   | –                                 |
| 19 Pakis                  | 6,00   | –                                 |
| 20 Grabag                 | 7,31   | –                                 |
| 21 Ngablak                | 4,15   | –                                 |
| <b>Kabupaten Magelang</b> | <b>100,00</b>  | <b>–</b>                          |

Sumber/Source: Peraturan Daerah Kabupaten Magelang Nomor 7 Tahun 2024 tentang Rencana Tata Ruang Wilayah Kabupaten Magelang Tahun 2024-2044 Data Kecamatan Diolah/Peraturan Daerah Kabupaten Magelang Nomor 7 Tahun 2024 regarding Magelang Regency Spatial Plan 2024-2044, Distict Data Processed

**Tabel**  
**Table 1.1.2****Tinggi Wilayah dan Jarak ke Ibukota Kabupaten Menurut Kecamatan di Kabupaten Magelang, 2024**  
***Altitude and Distance to the Capital of Regency by District in Magelang Regency, 2024***

|    | Kecamatan<br>District | Tinggi Wilayah (mdpl)<br>Altitude (m a.s.l) | Jarak ke Ibukota Kabupaten<br>Distance to the Capital of Regency |
|----|-----------------------|---|--|
|    | (1)                   | (2)   | (3)  |
| 1  | Salaman               | 208   | 15   |
| 2  | Borobudur             | 235   | 4  |
| 3  | Ngluwar               | 202   | 22   |
| 4  | Salam                 | 336   | 19   |
| 5  | Srumbung              | 501   | 19   |
| 6  | Dukun                 | 578   | 21   |
| 7  | Muntilan              | 348   | 17   |
| 8  | Mungkid               | 320   | 7  |
| 9  | Sawangan              | 575   | 15   |
| 10 | Candimulyo            | 437   | 17   |
| 11 | Mertoyudan            | 347   | 6  |
| 12 | Tempuran              | 210   | 8  |
| 13 | Kajoran               | 578   | 31   |
| 14 | Kaliangkrik           | 823   | 34   |
| 15 | Bandongan             | 431   | 20   |
| 16 | Windusari             | 525   | 25   |
| 17 | Secang                | 470   | 22   |
| 18 | Tegalrejo             | 478   | 22   |
| 19 | Pakis                 | 841   | 29   |
| 20 | Grabag                | 680   | 33   |
| 21 | Ngablak               | 1.378                                       | 37   |
|    | Kabupaten Magelang    | 360   |  |

Sumber/Source: Badan Pusat Statistik Kabupaten Magelang/BPS - Statistics of Magelang Regency

**Tabel**  
**Table** 1.1.3

**Jarak dari Ibukota Kabupaten Magelang (Kota Mungkid) ke Ibukota Kabupaten/Kota di Provinsi Jawa Tengah (km), 2024**

*Distance between Capital of Magelang Regency (Kota Mungkid) and Capital of Regency/Municipality in Jawa Tengah Province (km), 2024*

| Kabupaten/Kota<br>Regency/Municipality | Ibukota Kabupaten/Kota<br>Capital of Regency/<br>Municipality | Jarak dari Kota Mungkid (km)<br>Distance from Kota Mungkid (km) |
|--|---|---|
| (1)                                    | (2)   | (3)   |
| Kabupaten/Regency                      |   |   |
| 1. Cilacap                             | Cilacap   | 182,0   |
| 2. Banyumas                            | Purwokerto  | 163,0   |
| 3. Purbalingga                         | Purbalingga   | 149,0   |
| 4. Banjarnegara                        | Banjarnegara  | 117,0   |
| 5. Kebumen                             | Kebumen   | 92,7  |
| 6. Purworejo                           | Purworejo   | 53,3  |
| 7. Wonosobo                            | Wonosobo  | 77,3  |
| 8. Boyolali                            | Boyolali  | 48,4  |
| 9. Klaten                              | Klaten  | 62,0  |
| 10. Sukoharjo                          | Sukoharjo   | 94,5  |
| 11. Wonogiri                           | Wonogiri  | 134,0   |
| 12. Karanganyar                        | Karanganyar   | 114,0   |
| 13. Sragen                             | Sragen  | 124,0   |
| 14. Grobogan                           | Purwodadi   | 154,0   |
| 15. Blora                              | Blora   | 204,0   |
| 16. Rembang                            | Rembang   | 219,0   |
| 17. Pati                               | Pati  | 164,0   |
| 18. Kudus                              | Kudus   | 141,0   |
| 19. Jepara                             | Jepara  | 161,0   |
| 20. Demak                              | Demak   | 116,0   |
| 21. Semarang                           | Ungaran   | 64,5  |
| 22. Temanggung                         | Temanggung  | 33,7  |
| 23. Kendal                             | Kendal  | 91,0  |

Lanjutan Tabel/*Continued Table* 1.1.3

| Kabupaten/Kota<br>Regency/Municipality |            | Ibukota Kabupaten/Kota<br>Capital of Regency/<br>Municipality | Jarak dari Kota Mungkid (km)<br>Distance from Kota Mungkid (km) |
|--|------------|---|---|
| (1)                                    |            | (2)   | (3)   |
| 24                                     | Batang     | Batang  | 108,0   |
| 25                                     | Pekalongan | Kajen   | 148,0   |
| 26                                     | Pemalang   | Pemalang  | 181,0   |
| 27                                     | Tegal      | Slawi   | 210,0   |
| 28                                     | Brebes     | Brebes  | 220,0   |
| Kota/Municipality                      |            |   |   |
| 1.                                     | Magelang   | Magelang  | 13,2  |
| 2.                                     | Surakarta  | Surakarta   | 94,1  |
| 3.                                     | Salatiga   | Salatiga  | 67,4  |
| 4.                                     | Semarang   | Semarang  | 95,4  |
| 5                                      | Pekalongan | Pekalongan  | 148,0   |
| 6                                      | Tegal      | Tegal   | 210,0   |

Sumber/Source: Badan Pusat Statistik Kabupaten Magelang/BPS - Statistics of Magelang Regency

**Tabel**  
**Table 1.1.4****Jumlah Desa/Kelurahan Menurut Topografi dan Kecamatan di Kabupaten Magelang, 2024**  
**Number of Villages by Topography and District in Magelang Regency, 2024**

| Kecamatan<br>District     | Lereng/Puncak<br>Slope/Peak | Lembah<br>Valley | Dataran<br>Plains | Jumlah<br>Total |
|---------------------------|-----------------------------|------------------|-------------------|-----------------|
| (1)                       | (2)                         | (3)              | (4)               | (5)             |
| 1 Salaman                 | 16                          | –                | 4                 | 20              |
| 2 Borobudur               | 9                           | –                | 11                | 20              |
| 3 Ngluwar                 | –                           | –                | 8                 | 8               |
| 4 Salam                   | –                           | –                | 12                | 12              |
| 5 Srumbung                | 8                           | –                | 9                 | 17              |
| 6 Dukun                   | 15                          | –                | –                 | 15              |
| 7 Muntilan                | 1                           | –                | 13                | 14              |
| 8 Mungkid                 | –                           | –                | 16                | 16              |
| 9 Sawangan                | 10                          | –                | 5                 | 15              |
| 10 Candimulyo             | 6                           | –                | 13                | 19              |
| 11 Mertoyudan             | –                           | –                | 13                | 13              |
| 12 Tempuran               | 7                           | –                | 8                 | 15              |
| 13 Kajoran                | 29                          | –                | –                 | 29              |
| 14 Kaliangkrik            | 20                          | –                | –                 | 20              |
| 15 Bandongan              | 14                          | –                | –                 | 14              |
| 16 Windusari              | 20                          | –                | –                 | 20              |
| 17 Secang                 | 1                           | –                | 19                | 20              |
| 18 Tegalrejo              | –                           | –                | 21                | 21              |
| 19 Pakis                  | 20                          | –                | –                 | 20              |
| 20 Grabag                 | 27                          | –                | 1                 | 28              |
| 21 Ngablak                | 16                          | –                | –                 | 16              |
| <b>Kabupaten Magelang</b> | <b>219</b>                  | <b>–</b>         | <b>153</b>        | <b>372</b>      |

Catatan/Note Periode pendataan Podes 2024 dilakukan pada Mei 2024/The 2024 Podes data collection period conducted in May 2024

Sumber/Source: Pendataan Potensi Desa/Kelurahan/Data Collection of Village Potentials

**Tabel 1.1.5** Jumlah Pengaturan Tanah Pemerintah Hak Pakai Menurut Bulan di Kabupaten Magelang, 2024  
**Number of Setting Government Land Use by Month in Magelang Regency, 2024**

| Bulan<br>Month            | PermohonanMasuk/<br>Petition Entry | Permohonan<br>Terselesaikan/<br>PetitionFinished | Luas (m <sup>2</sup> )<br>Wide (m <sup>2</sup> ) |
|---------------------------|------------------------------------|--|--|
| (1)                       | (2)                                | (3)  | (4)  |
| Januari/January           | 23                                 | 23   | 49.466   |
| Februari/February         | 2                                  | 2  | 711  |
| Maret/March               | 1                                  | 1  | 224  |
| April/April               | 4                                  | 4  | 2.027  |
| Mei/May                   | 37                                 | 37   | 231.157  |
| Juni/June                 | 24                                 | 24   | 80.499   |
| Juli/July                 | 35                                 | 35   | 99.720   |
| Agustus/August            | 18                                 | 18   | 59.245   |
| September/September       | 28                                 | 28   | 225.079  |
| Oktober/October           | 94                                 | 94   | 381.540  |
| November/November         | 164                                | 164  | 557.236  |
| Desember/December         | 113                                | 113  | 367.314  |
| <b>Kabupaten Magelang</b> | <b>543</b>                         | <b>543</b>                                       | <b>2.054.218</b>                                 |

Sumber/Source: KantorWilayahATR/BadanPertanahanNasionalKabupatenMagelang/*RegionalOffice of National Land Agency Magelang*

**Tabel**  
**Table 1.1.6****Jumlah Penetapan Tanah Hak Milik Menurut Bulan di Kabupaten Magelang, 2024**  
**Number of Determination of Land Ownership by Month in Magelang Regency, 2024**

| Bulan<br>Month            | PermohonanMasuk/<br>Petition Entry | Permohonan<br>Terselesaikan/<br>Petition Finished | Luas (m <sup>2</sup> )<br>Wide (m <sup>2</sup> ) |
|---------------------------|------------------------------------|---|--|
| (1)                       | (2)                                | (3)   | (4)  |
| Januari/January           | 226                                | 222   | 75.381   |
| Februari/February         | 1.304                              | 1.278   | 1.053.795  |
| Maret/March               | 1.104                              | 1.082   | 757.394  |
| April/April               | 1.226                              | 1.202   | 710.957  |
| Mei/May                   | 2.121                              | 2.079   | 1.747.260  |
| Juni/June                 | 1.799                              | 1.764   | 1.283.240  |
| Juli/July                 | 2.501                              | 2.452   | 1.691.166  |
| Agustus/August            | 3.692                              | 3.620   | 2.387.936  |
| September/September       | 3.098                              | 3.037   | 2.366.463  |
| Oktober/October           | 4.002                              | 3.924   | 2.741.597  |
| November/November         | 3.028                              | 2.969   | 2.230.740  |
| Desember/December         | 213                                | 209   | 113.898  |
| <b>Kabupaten Magelang</b> | <b>24.314</b>                      | <b>23.838</b>                                     | <b>17.159.827</b>                                |

Sumber/Source: Kantor Wilayah ATR/Badan Pertanahan Nasional Kabupaten Magelang/Regional Office of National Land Agency Magelang

**Tabel 1.1.7** Jumlah Penetapan Tanah Hak Guna Bangunan Menurut Bulan di Kabupaten Magelang, 2024  
**Number of Determination of Building Land Use Rights by Month in Magelang Regency, 2024**

| Bulan<br>Month            | Permohonan<br>Masuk/Petition<br>Entry | Permohonan<br>Terselesaikan/Petition<br>Finished | Luas (m <sup>2</sup> )<br>Wide (m <sup>2</sup> ) |
|---------------------------|---------------------------------------|--|--|
| (1)                       | (2)                                   | (3)  | (4)  |
| Januari/January           | 48                                    | 48   | 28.481   |
| Februari/February         | 373                                   | 373  | 47.115   |
| Maret/March               | 3                                     | 3  | 12.027   |
| April/April               | 13                                    | 13   | 3.523  |
| Mei/May                   | 39                                    | 39   | 12.423   |
| Juni/June                 | 103                                   | 103  | 60.459   |
| Juli/July                 | 101                                   | 101  | 12.641   |
| Agustus/August            | 76                                    | 76   | 27.805   |
| September/September       | 1                                     | 1  | 247  |
| Oktober/October           | 92                                    | 92   | 10.180   |
| November/November         | 91                                    | 91   | 44.496   |
| Desember/December         | 2                                     | 2  | 21.013   |
| <b>Kabupaten Magelang</b> | <b>942</b>                            | <b>942</b>                                       | <b>280.410</b>                                   |

Sumber/Source: Kantor Wilayah ATR/Badan Pertanahan Nasional Kabupaten Magelang/Regional Office of National Land Agency Magelang

**Tabel**  
**Table 1.1.8****Jumlah Penetapan Tanah Wakaf Bangunan Menurut Bulan  
Kabupaten Magelang, 2024**  
**Number of Determination of Building Waqf Land by Month  
in Magelang Regency, 2024**

| Bulan<br>Month            | Permohonan<br>Masuk/Petition<br>Entry | Permohonan<br>Terselesaikan/Petition<br>Finished | Luas (m <sup>2</sup> )<br>Wide (m <sup>2</sup> ) |
|---------------------------|---------------------------------------|--|--|
| (1)                       | (2)                                   | (3)  | (4)  |
| Januari/January           | 2                                     | 2  | 741  |
| Februari/February         | 1                                     | 1  | 271  |
| Maret/March               | –                                     | –  | –  |
| April/April               | 15                                    | 15   | 2.629  |
| Mei/May                   | 10                                    | 10   | 3.831  |
| Juni/June                 | 8                                     | 8  | 1.801  |
| Juli/July                 | 10                                    | 10   | 2.294  |
| Agustus/August            | 1                                     | 1  | 2.601  |
| September/September       | –                                     | –  | –  |
| Oktober/October           | 4                                     | 4  | 4.364  |
| November/November         | 4                                     | 4  | 1.301  |
| Desember/December         | 8                                     | 8  | 5.476  |
| <b>Kabupaten Magelang</b> | <b>63</b>                             | <b>63</b>  | <b>25.309</b>                                    |

Sumber/Source: Kantor Wilayah ATR/Badan Pertanahan Nasional Kabupaten Magelang/Regional Office of National Land Agency Magelang

**Tabel 1.1.9** Jumlah Penyelesaian Pendaftaran Hak Tanah Menurut Jenis Kegiatan di Kabupaten Magelang, 2024  
**Number of Settlement Land Rights Registration by Type of Activity in Magelang Regency, 2024**

|                           | Jenis Kegiatan<br>Type of Activity  | Jumlah<br>Total |
|---------------------------|---|-----------------|
|                           | (1)   | (2)             |
| 1                         | Pengakuan/Penegasan Hak/Recognition/enforcement of rights   | 803             |
| 2                         | PermohonanSKPemberianHak/aplicationforadecreegrantingrights   | 54              |
| 3                         | Perubahan Hak Atas Tanah /change of land rights   | 759             |
| 4                         | Penggabungan Bidang /merge fields   | 25              |
| 5                         | Pemecahan Bidang /solving fields  | 2.937           |
| 6                         | Pemisahan Bidang /separation of fields  | –               |
| 7                         | SertifikatPenggantiKarenaBlankoLama/replacementcertificateduetooldblanko  | 88              |
| 8                         | SertifikatPenggantiKarenaHilang/replacementcertificateduetolost   | 56              |
| 9                         | SertifikatPenggantiKarenaRusak/replacementcertificatebecauseitisdamaged   | 31              |
| 10                        | Hapusnya Hak /remove rights   | 169             |
| 11                        | SuratKeteranganPendaftaranTanah(SKPT)/landregistrationcertificate   | 543             |
| 12                        | PendaftaranTanahPertamaKalipengakuan/PenegasanHakWakaf/firsttimeland registration recognition/ affirmation of waqf rights | 7               |
| 13                        | Pemberian Hak Tanah Wakaf /grant of waqf land rights  | –               |
| 14                        | WakafdariTanahyangSudahBersertifikat/waqffromlandthathasbeencertified   | 57              |
| 15                        | Pengecekan Sertifikat /certificate checking   | 11.415          |
| 16                        | Pencabutan Blokir /removal of the block   | –               |
| 17                        | Blokir /block   | 5               |
| 18                        | Sita /confiscated   | 8               |
| 19                        | Pengangkatan Sita /appointment of confiscated   | 7               |
| 20                        | KegiatanBerdasarkanAPBN/APBD(PTSL/PendaftaranTanahSistematisLengkap)/ activities based on APBN/APBD                       | 21.578          |
| 21                        | UsahaKecilMikrodanMenengah(UKM)/smallmicroandmediumenterprises  | –               |
| 22                        | Perikanan Budidaya /aquaculture   | –               |
| 23                        | Proyek Daerah (Proda) APBD Tk. I /regional projects   | –               |
| 24                        | Peralihan Hak Atas Tanah / transfer of land right   | 3.843           |
| <b>Kabupaten Magelang</b> |   | <b>42.385</b>   |

Sumber/Source: KantorWilayahATR/BadanPertanahanNasionalKabupatenMagelang/RegionalOffice of National Land Agency Magelang

## 1.2 KEADAAN IKLIM CLIMATE CONDITION

**Tabel** 1.2.1 **Jumlah Curah Hujan dan Hari Hujan Menurut Bulan di Kabupaten Magelang, 2024**  
*Amount of Precipitation and Number of Rainy Days by Month in Magelang Regency, 2024*

| Bulan/Month         | Curah Hujan (mm)<br>Precipitation (mm) | Hari Hujan<br>Rainy Days |
|---------------------|--|--------------------------|
| (1)                 | (2)                                    | (3)                      |
| Januari/January     | 478                                    | 23                       |
| Februari/February   | 306                                    | 21                       |
| Maret/March         | 345                                    | 18                       |
| April/April         | 368                                    | 20                       |
| Mei/May             | 25                                     | 2                        |
| Juni/June           | 87                                     | 6                        |
| Juli/July           | 28                                     | 2                        |
| Agustus/August      | –                                      | –                        |
| September/September | 104                                    | 6                        |
| Oktober/October     | 52                                     | 4                        |
| November/November   | 472                                    | 23                       |
| Desember/December   | 602                                    | 26                       |

Sumber/Source: DPU dan Penataan Ruang Kabupaten Magelang/*Public Works and Patial Planning Department of Magelang Regency*



## BAB

# 02

## PEMERINTAHAN *Government*

Pegawai Negeri sipil perempuan lebih banyak dibandingkan dengan pegawai negeri sipil laki-laki

*There are more female civil servants than male civil servants*



**4.055** Perempuan  
*Females*

**2.169** Laki-laki  
*Males*

Jumlah PNS  
Pemerintah Daerah  
Kabupaten Magelang 2024

*Number of civil servants  
in Magelang Regency 2024*

**6.224** orang  
*peoples*

Jumlah PNS terbanyak menurut jabatan adalah Fungsional Guru sejumlah 2.649 orang.

*The highest number of civil servants  
by occupation is certain Functional Position  
for Teacher, amounting 2,649 people*





**PENJELASAN TEKNIS**

1. Secara administrasi, Kabupaten Magelang terdiri dari 21 kecamatan, 372 desa/kelurahan, 3.387 RW, dan 10.900 RT.
2. Desa adalah kesatuan masyarakat hukum yang memiliki batas-batas wilayah dan berwenang untuk mengatur dan mengurus kepentingan masyarakat setempat berdasarkan asal-usul dan adat istiadat setempat yang diakui dan dihormati dalam Sistem Pemerintahan Negara Kesatuan Republik Indonesia (UU No. 32 Tahun 2004). Kepala desa dipilih secara langsung oleh masyarakat di desa tersebut.
3. Kelurahan adalah suatu wilayah yang dipimpin oleh seorang lurah sebagai perangkat daerah kabupaten dan atau daerah kota di bawah kecamatan (UU No. 32 Tahun 2004). Lurah diangkat oleh Bupati/Walikota.
4. Badan Pusat Statistik (BPS) telah melakukan pendataan Potensi Desa (Podes) sejak tahun 1980. Sejak saat itu, Podes dilaksanakan secara rutin sebanyak 3 kali dalam kurun waktu sepuluh tahun untuk mendukung kegiatan Sensus Penduduk, Sensus Pertanian, ataupun Sensus Ekonomi. Dengan demikian, fakta penting terkait ketersediaan infrastruktur dan potensi yang dimiliki oleh

**TECHNICAL NOTES**

1. *Administratively, Magelang Regency made up of 21 districts, 372 villages, 3,387 RW, and 10,900 RT.*
2. *Village or that is called by another terms is the unity of the legal community who have territorial boundaries and the authority to regulate and manage the interests of local communities based on the origin and local customs that are acknowledged and respected within the Unitary System of Government Republic of Indonesia (Law No. 32 Year 2004). The village head is directly elected by the people in the village.*
3. *Kelurahan is an area that is led by a village chief (Lurah) as an apparatus of regency ang or city under the district (Law No. 32 Year 2004). Lurah appointed by the Regent/Mayor.*
4. *BPS–Statistics Indonesia has already recorded village potential (Podes) since 1980. Since then, Podes regularly implemented 3 (three) times within ten years to support the activities of the Population Census, Agriculture Census, or Economic Census. Thus, important facts related to the availability of infrastructure and the potential possessed by each region can be monitored regularly*

setiap wilayah dapat dipantau perkembangannya secara berkala dan terus menerus.

5. Metode Pengumpulan Data Podes 2024 dilakukan melalui wawancara langsung oleh petugas terlatih dengan narasumber yang relevan. Petugas adalah aparat atau pun mitra kerja BPS Kabupaten/ Kota, sementara narasumber adalah kepala desa/lurah atau narasumber lain yang memiliki pengetahuan terhadap wilayah target pencacahan.
6. Anggota Dewan Perwakilan Rakyat Daerah (DPRD) dipilih melalui pemilihan umum (pemilu) dan dilantik dalam masa jabatan lima tahun.
7. Pendapatan Asli Daerah (PAD) adalah pendapatan yang diperoleh daerah yang dipungut berdasarkan peraturan daerah sesuai dengan peraturan perundang-undangan, guna keperluan daerah yang bersangkutan dalam membiayai kegiatannya.
8. Dana Perimbangan adalah dana yang bersumber dari pendapatan APBN yang dialokasikan kepada Daerah untuk mendanai kebutuhan daerah dalam rangka pelaksanaan desentralisasi.
9. Lain-lain Pendapatan yang Sah adalah pendapatan lainnya dari

*and continually.*

5. *Method of Data Collection, Data collection of Podes 2024 carried out through direct interviews by trained personnel with relevant respondents. The interviewers are BPS Regency/City personnel or partners, meanwhile, the selected respondents are the village head/ District head or other respondents who have the knowledge towards the target area of enumeration.*
6. *Regional House of Representatives (DPRD) members are elected through a general election and appointed for a five-years membership.*
7. *Original Local Government Revenue is revenue that with held based on local regulations in accordance with the legislation, for the purposes of financing their activities.*
8. *Balanced Budget is the fund coming from the state budget that allocated to regions to fund their needs in the context of decentralization.*
9. *Other Legal Revenue is other income that coming from the central government and or from*

pemerintah pusat dan atau dari instansi pusat, serta dari daerah lainnya.

*the central agencies, as well as from other local government.*

**ULASAN****DESCRIPTION****Wilayah Administratif**

Kabupaten Magelang terbagi dalam 21 kecamatan yang terdiri dari 372 desa/kelurahan. Wilayah tersebut mencakup 2.783 dusun, 45 lingkungan, 3.387 rukun warga dan 10.900 rukun tetangga.

**Administrative Area**

*Magelang is divided into 21 District that consist of 372 villages. It consist 2,783 orchard, 45 orchard, 3,387 community areas and 10.900 neighborhood areas.*

**Dewan Perwakilan Rakyat Daerah**

Jumlah anggota DPRD Kabupaten Magelang sebanyak 50 orang. Partai politik dengan anggota terbanyak adalah dari Partai Demokrasi Indonesia Perjuangan (PDI-P) sebanyak 15 orang. Menurut tingkat pendidikannya, anggota DPRD terbanyak memiliki pendidikan tertinggi yaitu S1 (23 orang).

**Regional House of Representatives**

*Number of members of Magelang Regency House of Representatives by 50 people. Political party with the most members are from the Partai Demokrasi Indonesia-Perjuangan (PDI-P) as many as 15 people. According to the education level, most legislators have University Graduates (23 people)*

**Sumber Daya Manusia**

Pada kondisi Desember 2024, jumlah Pegawai Negeri Sipil (PNS) di lingkungan Pemerintah Kabupaten Magelang sebanyak 6.224 orang. Jumlah pegawai menurut pendidikan yang ditamatkan berturut-turut adalah sampai dengan SD sebanyak 38 orang, SMP sebanyak 101 orang, SMA sebanyak 602 orang, Diploma I/II/III sebanyak 1.584 orang dan sarjana/master sebanyak 3.899 orang.

**Human Resources**

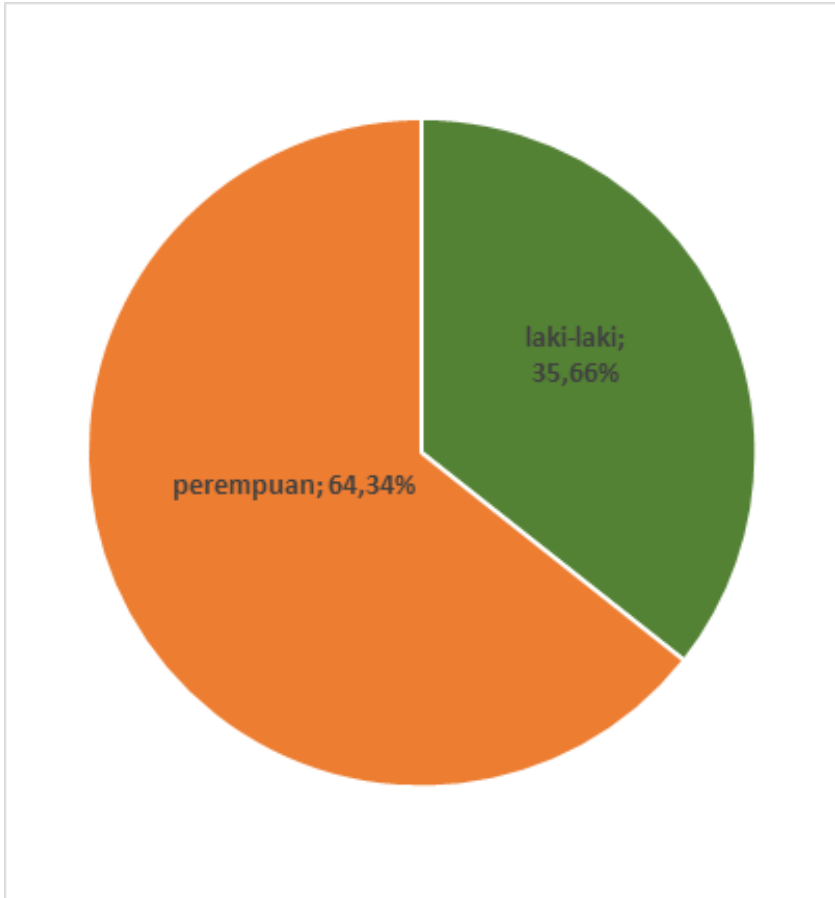
*In December 2024, number of civil servants in Magelang Regency about 6,224 orang. Based on level education, there are 38 people up to primary school, 101 people in Junior High School; 602 people in Senior High School; 1,584 people in diploma I/II/III; and 3,899 people in University graduates / Master Graduates.*

**Keuangan Pemerintah**

Realisasi pendapatan asli daerah pada tahun anggaran 2024 sebesar 520,847 milyar rupiah. Pajak daerah memberikan kontribusi sebesar 208,742 milyar rupiah.

**Government Finance**

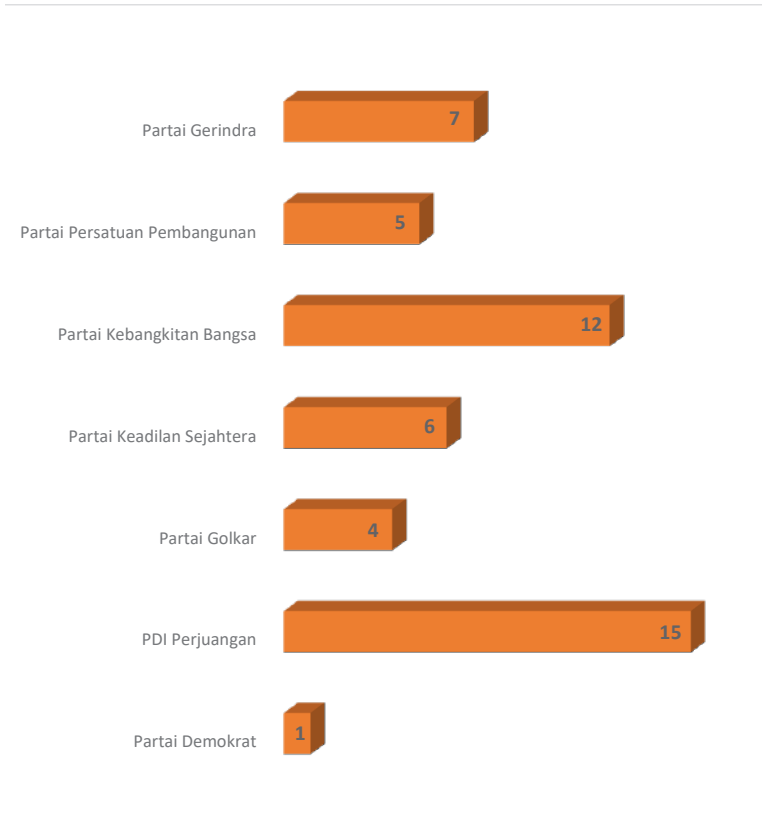
*The realization of original local government revenue in budget year 2024 reach 520.847 billion rupiahs. Realization of local government original revenue is contributed by local taxes receipt around 208.742 billion rupiahs.*



Sumber/Source : Badan Kepegawaian, Pendidikan, dan Pelatihan Daerah Kabupaten Magelang/  
Regional Employment Board of Magelang Regency

**Gambar** 2.1  
**Figures**

**Persentase Aparatur Sipil Negara Pemerintah Daerah Menurut Jenis Kelamin di Kabupaten Magelang, 2024**  
**Percentage of Civil Servants of Regional Government by Sex in Magelang Regency, 2024**



Sumber/Source : Sekretariat DPRD Kabupaten Magelang/Regional Representative Council of Magelang Regency

**Gambar** 2.2  
**Figures**

**Jumlah Anggota Dewan Perwakilan Rakyat Daerah Menurut Asal Partai Politik di Kabupaten Magelang, 2024**

***Number of Members of The Regional House of Representatives by Political Parties Origin in Magelang Regency, 2024***

## 2.1 WILAYAH ADMINISTRATIF ADMINISTRATIVE AREA

**Tabel 2.1.1** Jumlah Desa/Kelurahan Menurut Kecamatan di Kabupaten Magelang, 2020–2024  
*Number of Villages by District in Magelang Regency, 2020–2024*

| Kecamatan<br>District | 2020 | 2021 | 2022 | 2023 | 2024 |
|-----------------------|------|------|------|------|------|
| (1)                   | (2)  | (3)  | (4)  | (5)  | (6)  |
| 1 Salaman             | 20   | 20   | 20   | 20   | 20   |
| 2 Borobudur           | 20   | 20   | 20   | 20   | 20   |
| 3 Ngluwar             | 8    | 8    | 8    | 8    | 8    |
| 4 Salam               | 12   | 12   | 12   | 12   | 12   |
| 5 Srumbung            | 17   | 17   | 17   | 17   | 17   |
| 6 Dukun               | 15   | 15   | 15   | 15   | 15   |
| 7 Muntilan            | 14   | 14   | 14   | 14   | 14   |
| 8 Mungkid             | 16   | 16   | 16   | 16   | 16   |
| 9 Sawangan            | 15   | 15   | 15   | 15   | 15   |
| 10 Candimulyo         | 19   | 19   | 19   | 19   | 19   |
| 11 Mertoyudan         | 13   | 13   | 13   | 13   | 13   |
| 12 Tempuran           | 15   | 15   | 15   | 15   | 15   |
| 13 Kajoran            | 29   | 29   | 29   | 29   | 29   |
| 14 Kaliangkrik        | 20   | 20   | 20   | 20   | 20   |
| 15 Bandongan          | 14   | 14   | 14   | 14   | 14   |
| 16 Windusari          | 20   | 20   | 20   | 20   | 20   |
| 17 Secang             | 20   | 20   | 20   | 20   | 20   |
| 18 Tegalrejo          | 21   | 21   | 21   | 21   | 21   |
| 19 Pakis              | 20   | 20   | 20   | 20   | 20   |
| 20 Grabag             | 28   | 28   | 28   | 28   | 28   |
| 21 Ngablak            | 16   | 16   | 16   | 16   | 16   |
| Jumlah/Total          | 372  | 372  | 372  | 372  | 372  |

Sumber/Source: Peraturan Kepala Badan Pusat Statistik Nomor 3 Tahun 2019 Tanggal 6 Mei 2019 tentang Perubahan Atas Peraturan Kepala Badan Pusat Statistik Nomor 90 Tahun 2018 tentang Kodedan Nama Wilayah Kerja Statistik Tahun 2018 / Chief Statistician Regulation Number 3/2019/May 6 2019 as a revision of Chief Statistician Regulation Number 90 of 2018 on Code and Name of Regional Level of Data Collection.

**Tabel**  
**Table** 2.1.2

**Jumlah Dusun/Lingkungan, Rukun Warga (RW), dan Rukun Tetangga (RT) Menurut Kecamatan di Kabupaten Magelang, Februari 2024**  
**Number of Orchards, Community Areas, and Neighborhood Areas by District in Magelang Regency, Februari 2024**

| Kecamatan<br>District     | Desa /<br>Village | Kelurahan/<br>Village | Dusun /<br>Orchard | Lingkungan/<br>Orchard | RW<br>Community<br>Areas | RT<br>Neighbor<br>hoodAreas |
|---------------------------|-------------------|-----------------------|--------------------|------------------------|--------------------------|-----------------------------|
| (1)                       | (2)               | (2)                   | (2)                | (3)                    | (4)                      | (5)                         |
| 1 Salaman                 | 20                | –                     | 168                | –                      | 195                      | 658                         |
| 2 Borobudur               | 20                | –                     | 149                | –                      | 148                      | 470                         |
| 3 Ngluwar                 | 8                 | –                     | 71                 | –                      | 69                       | 345                         |
| 4 Salam                   | 12                | –                     | 111                | –                      | 116                      | 410                         |
| 5 Srumbung                | 17                | –                     | 142                | –                      | 159                      | 499                         |
| 6 Dukun                   | 15                | –                     | 145                | –                      | 157                      | 470                         |
| 7 Muntilan                | 13                | 1                     | 126                | 12                     | 191                      | 488                         |
| 8 Mungkid                 | 14                | 2                     | 86                 | 13                     | 198                      | 576                         |
| 9 Sawangan                | 15                | –                     | 167                | –                      | 167                      | 657                         |
| 10 Candimulyo             | 19                | –                     | 125                | –                      | 166                      | 384                         |
| 11 Mertoyudan             | 12                | 1                     | 151                | 10                     | 186                      | 733                         |
| 12 Tempuran               | 15                | –                     | 112                | –                      | 134                      | 419                         |
| 13 Kajoran                | 29                | –                     | 135                | –                      | 158                      | 590                         |
| 14 Kaliangkrik            | 20                | –                     | 124                | –                      | 141                      | 588                         |
| 15 Bandongan              | 14                | –                     | 132                | –                      | 128                      | 406                         |
| 16 Windusari              | 20                | –                     | 98                 | –                      | 131                      | 456                         |
| 17 Secang                 | 19                | 1                     | 166                | 10                     | 187                      | 544                         |
| 18 Tegalrejo              | 21                | –                     | 138                | –                      | 154                      | 424                         |
| 19 Pakis                  | 20                | –                     | 166                | –                      | 202                      | 544                         |
| 20 Grabag                 | 28                | –                     | 198                | –                      | 264                      | 828                         |
| 21 Ngablak                | 16                | –                     | 73                 | –                      | 136                      | 411                         |
| <b>Kabupaten Magelang</b> | <b>367</b>        | <b>5</b>              | <b>2.783</b>       | <b>45</b>              | <b>3.387</b>             | <b>10.900</b>               |

Catatan/Note : Data RT dan RW adalah angka sementara menunggu konsolidasi RT dan RW data are temporary figures waiting for consolidation

Sumber/Source: Dinas Pemberdayaan Masyarakat Desa Kabupaten Magelang Empowerment of Rural Communities Service of Magelang Regency

## 2.2 DEWAN PERWAKILAN RAKYAT DAERAH REGIONAL HOUSE OF REPRESENTATIVE

**Tabel** 2.2.1 **Jumlah Anggota Dewan Perwakilan Rakyat Daerah Menurut Asal Partai Politik dan Jenis Kelamin di Kabupaten Magelang, 2024**  
*Number of Members of The Regional House of Representatives by Political Parties Origin and Sex in Magelang Regency, 2024*

| Partai Politik<br>Political Parties | Jenis Kelamin/Sex |                     | Jumlah<br>Total |
|-------------------------------------|-------------------|---------------------|-----------------|
|                                     | Laki-laki<br>Male | Perempuan<br>Female |                 |
| (1)                                 | (2)               | (3)                 | (4)             |
| 1 Partai Demokrat                   | –                 | 1                   | 1               |
| 2 PDI Perjuangan                    | 14                | 1                   | 15              |
| 3 Partai Golkar                     | 4                 | –                   | 4               |
| 4 Partai Amanat Nasional            | –                 | –                   | –               |
| 5 Partai Keadilan Sejahtera         | 5                 | 1                   | 6               |
| 6 Partai Kebangkitan Bangsa         | 11                | 1                   | 12              |
| 7 Partai Persatuan Pembangunan      | 4                 | 1                   | 5               |
| 8 Partai Gerindra                   | 7                 | –                   | 7               |
| 9 Partai Nasional Demokrat          | –                 | –                   | –               |
| Kabupaten Magelang                  | 45                | 5                   | 50              |

Sumber/Source: Sekretariat DPRD Kabupaten Magelang/Regional Representative Council of Magelang Regency

**Tabel**  
**Table** 2.2.2

**Jumlah Anggota Dewan Perwakilan Rakyat Daerah Menurut Kelompok Umur dan Jenis Kelamin di Kabupaten Magelang, 2024**  
*Number of Members of The Regional House of Representatives by Age Group and Sex in Magelang Regency, 2024*

| Kelompok Umur<br>Age Group           | Jenis Kelamin/Sex |                     | Jumlah<br>Total |
|--------------------------------------|-------------------|---------------------|-----------------|
|                                      | Laki-laki<br>Male | Perempuan<br>Female |                 |
| (1)                                  | (2)               | (3)                 | (4)             |
| 1 21–35 tahun/years                  | 2                 | 1                   | 3               |
| 2 36–49 tahun/years                  | 15                | 1                   | 16              |
| 3 50–59 tahun/years                  | 20                | 2                   | 22              |
| 4 60 tahun ke atas/years<br>and over | 8                 | 1                   | 9               |
| Kabupaten Magelang                   | 45                | 5                   | 50              |

Sumber/Source: Sekretariat DPRD Kabupaten Magelang/Regional Representative Council of Magelang Regency

**Tabel**  
**Table 2.2.3**

**Jumlah Anggota Dewan Perwakilan Rakyat Daerah Menurut Pendidikan Tertinggi dan Jenis Kelamin di Kabupaten Magelang, 2024**  
*Number of Members of The Regional House of Representatives by Highest Education and Sex in Magelang Regency, 2024*

| Pendidikan Tertinggi<br>Highest Education               | Jenis Kelamin/Sex |                     | Jumlah<br>Total |
|---|-------------------|---------------------|-----------------|
|   | Laki-laki<br>Male | Perempuan<br>Female |                 |
| (1)   | (2)               | (3)                 | (4)             |
| 1 Kurang dari SMA/Sederajat<br>Under Senior High School | –                 | –                   | –               |
| 2 SMA /Sederajat<br>Senior High School                  | 15                | 3                   | 18              |
| 3 DI/DII/DIII/Diploma I/II/III                          | –                 | –                   | –               |
| 4 DIV/S1/DiplomaIV/University<br>Graduates              | 22                | 1                   | 23              |
| 5 S2/S3/MasterDegreeandAbove                            | 8                 | 1                   | 9               |
| Kabupaten Magelang                                      | 45                | 5                   | 50              |

Sumber/Source: Sekretariat DPRDKabupatenMagelang/RegionalRepresentativeCouncilofMagelangRegency

**Tabel**  
**Table** 2.2.4

**Rekapitulasi Jumlah Perolehan Suara Sah Partai Politik dalam Pemilu Anggota DPRD Menurut Partai Politik dan Daerah Pemilihan di Kabupaten Magelang, 2024 – 2029**  
*Recapitulation of Number of Valid Votes a Political Party Gains in Elections of Members by Political Parties and Electoral Districts in Magelang Regency, 2024 – 2029*

| Partai Politik<br>Political Parties | DapilMagelang<br>1 | DapilMagelang<br>2 | DapilMagelang<br>3 | DapilMagelang<br>4 |
|-------------------------------------|--------------------|--------------------|--------------------|--------------------|
| (1)                                 | (2)                | (3)                | (4)                | (5)                |
| 1 PKB                               | 32.868             | 23.898             | 16.949             | 28.535             |
| 2 GERINDRA                          | 26.451             | 15.955             | 13.335             | 18.117             |
| 3 PDIP                              | 41.592             | 35.056             | 42.427             | 59.013             |
| 4 GOLKAR                            | 10.184             | 9.863              | 9.650              | 7637               |
| 5 NASDEM                            | 7.679              | 1.160              | 984                | 684                |
| 6 BURUH                             | 647                | 438                | 213                | 226                |
| 7 GELORA                            | 813                | 259                | 623                | 195                |
| 8 PKS                               | 14.192             | 8.183              | 13.389             | 8.695              |
| 9 PKN                               | 68                 | 25                 | 31                 | 23                 |
| 10 HANURA                           | 365                | 50                 | 39                 | 49                 |
| 11 GARUDA                           | 219                | 154                | 119                | 106                |
| 12 PAN                              | 6.995              | 1.632              | 1.266              | 2.351              |
| 13 PBB                              | 91                 | 57                 | 40                 | 46                 |
| 14 DEMOKRAT                         | 7.833              | 1.817              | 913                | 2.044              |
| 15 PSI                              | 1.866              | 273                | 212                | 618                |
| 16 PERINDO                          | 400                | 348                | 302                | 177                |
| 17 PPP                              | 2.555              | 19.907             | 12.577             | 15.404             |
| 18 UMMAT                            | 1.956              | 475                | 261                | 265                |
| Kabupaten Magelang                  | 156.774            | 119.550            | 113.330            | 144.185            |

Lanjutan Tabel/*Continued Table 2.2.4*

| Partai Politik<br>Political Parties | DapilMagelang<br>5 | DapilMagelang<br>6 | Jumlah<br>Total |
|-------------------------------------|--------------------|--------------------|-----------------|
| (1)                                 | (6)                | (7)                | (8)             |
| 1 PKB                               | 30.235             | 57.497             | 189.982         |
| 2 GERINDRA                          | 23.919             | 15.678             | 113.455         |
| 3 PDIP                              | 44.592             | 51.360             | 274.040         |
| 4 GOLKAR                            | 13349              | 6922               | 57.605          |
| 5 NASDEM                            | 7.137              | 690                | 18.334          |
| 6 BURUH                             | 193                | 289                | 2.006           |
| 7 GELORA                            | 311                | 704                | 2.905           |
| 8 PKS                               | 10.115             | 10.630             | 65.204          |
| 9 PKN                               | 32                 | 31                 | 210             |
| 10 HANURA                           | 81                 | 324                | 908             |
| 11 GARUDA                           | 123                | 115                | 836             |
| 12 PAN                              | 3.128              | 7.342              | 22.714          |
| 13 PBB                              | 47                 | 61                 | 342             |
| 14 DEMOKRAT                         | 2.580              | 3.132              | 18.319          |
| 15 PSI                              | 242                | 988                | 4.199           |
| 16 PERINDO                          | 436                | 384                | 2.047           |
| 17 PPP                              | 11.026             | 11.699             | 73.168          |
| 18 UMMAT                            | 275                | 1.850              | 5.082           |
| Kabupaten Magelang                  | 147.821            | 169.696            | 851.356         |

## Catatan/Note:

- Dapil = Daerah Pemilihan/Electoral Districts
- Dapil Magelang 1 (Mungkid, Mertoyudan, dan Borobudur)
- Dapil Magelang 2 (Tempuran, Salaman, dan Kajoran)
- Dapil Magelang 3 (Bandongan, Windusari, dan Kaliangkrik)
- Dapil Magelang 4 (Secang, Grabag, dan Ngablak)
- Dapil Magelang 5 (Pakis, Tegalrejo, Candimulyo, dan Sawangan)
- Dapil Magelang 6 (Dukun, Muntilan, Srumbung, Salam, dan Ngluwar)

Sumber/Source: Hasil Pemilihan Umum Tahun 2019 Komisi Pemilihan Umum Kabupaten Magelang General Election Results 2019, Election Commission of Magelang Regency

**Tabel**  
**Table** 2.2.5

**Rekapitulasi Jumlah Perolehan Suara Sah Partai Politik dalam Pemilu Anggota DPRD Menurut Kecamatan dan Partai Politik di Kabupaten Magelang, 2024 – 2029**  
*Recapitulation of Number of Valid Votes a Political Party Gains in Elections of Members by District and Political Parties in Magelang Regency, 2024 – 2029*

| Kecamatan<br>District     | PKB            | GERINDRA       | PDIP           | GOLKAR        | NASDEM        |
|---------------------------|----------------|----------------|----------------|---------------|---------------|
| (1)                       | (2)            | (3)            | (4)            | (5)           | (6)           |
| 1 Salaman                 | 9.722          | 7.362          | 14.701         | 3.130         | 627           |
| 2 Borobudur               | 5.930          | 7.622          | 12.588         | 1.060         | 5.056         |
| 3 Ngluwar                 | 9.159          | 1.193          | 6.684          | 474           | 80            |
| 4 Salam                   | 12.328         | 2.080          | 9.228          | 1.637         | 125           |
| 5 Srumbung                | 8.774          | 5.210          | 8.964          | 2.787         | 104           |
| 6 Dukun                   | 10.975         | 3.021          | 9.766          | 979           | 157           |
| 7 Muntilan                | 16.261         | 4.174          | 16.718         | 1.045         | 224           |
| 8 Mungkid                 | 13.125         | 6.521          | 11.208         | 2.941         | 875           |
| 9 Sawangan                | 8.353          | 5.419          | 10.694         | 2.928         | 5.005         |
| 10 Candimulyo             | 7.504          | 5.385          | 9.503          | 4.361         | 786           |
| 11 Mertoyudan             | 13.813         | 12.308         | 17.796         | 6.183         | 1.748         |
| 12 Tempuran               | 9.380          | 3.621          | 10.077         | 5.248         | 347           |
| 13 Kajoran                | 4.796          | 4.972          | 10.278         | 1.485         | 186           |
| 14 Kaliangkrik            | 6.909          | 3.836          | 12.788         | 1.301         | 452           |
| 15 Bandongan              | 6.167          | 6.680          | 13.825         | 1.229         | 337           |
| 16 Windusari              | 3.873          | 2.819          | 15.814         | 7.120         | 195           |
| 17 Secang                 | 5.469          | 5.579          | 23.911         | 1.798         | 416           |
| 18 Tegalrejo              | 8.474          | 7.348          | 10.666         | 880           | 192           |
| 19 Pakis                  | 5.904          | 5.767          | 13.729         | 5.180         | 1.154         |
| 20 Grabag                 | 12.703         | 5.098          | 26.810         | 5.558         | 203           |
| 21 Ngablak                | 10.363         | 7.440          | 8.292          | 281           | 65            |
| <b>Kabupaten Magelang</b> | <b>189.982</b> | <b>113.455</b> | <b>274.040</b> | <b>57.605</b> | <b>18.334</b> |

Lanjutan Tabel/*Continued Table 2.2.5*

| Kecamatan<br>District | BURUH | GELORA | PKS    | PKN  | HANURA |
|-----------------------|-------|--------|--------|------|--------|
| (1)                   | (7)   | (8)    | (9)    | (10) | (11)   |
| 1 Salaman             | 146   | 98     | 3.502  | 13   | 18     |
| 2 Borobudur           | 110   | 147    | 2.525  | 26   | 155    |
| 3 Ngluwar             | 28    | 74     | 1.029  | 2    | 11     |
| 4 Salam               | 45    | 140    | 1.736  | 9    | 91     |
| 5 Srumbung            | 52    | 83     | 1.547  | 4    | 154    |
| 6 Dukun               | 43    | 136    | 1.835  | 5    | 19     |
| 7 Muntilan            | 121   | 271    | 4.483  | 11   | 49     |
| 8 Mungkid             | 135   | 253    | 6.313  | 14   | 66     |
| 9 Sawangan            | 46    | 79     | 2.352  | 7    | 21     |
| 10 Candimulyo         | 57    | 74     | 2.298  | 4    | 18     |
| 11 Mertoyudan         | 402   | 413    | 5.354  | 28   | 144    |
| 12 Tempuran           | 209   | 79     | 1.481  | 7    | 13     |
| 13 Kajoran            | 83    | 82     | 3.200  | 5    | 19     |
| 14 Kaliangkrik        | 41    | 247    | 5.837  | 11   | 13     |
| 15 Bandongan          | 117   | 269    | 6.000  | 9    | 18     |
| 16 Windusari          | 55    | 107    | 1.552  | 11   | 8      |
| 17 Secang             | 154   | 65     | 5.533  | 11   | 28     |
| 18 Tegalrejo          | 50    | 65     | 3.049  | 8    | 20     |
| 19 Pakis              | 40    | 93     | 2.416  | 13   | 22     |
| 20 Grabag             | 52    | 104    | 2.715  | 10   | 14     |
| 21 Ngablak            | 20    | 26     | 447    | 2    | 7      |
| Kabupaten Magelang    | 2.006 | 2.905  | 65.204 | 210  | 908    |

Lanjutan Tabel/*Continued Table 2.2.5*

| Kecamatan<br>District | GARUDA | PAN    | PBB  | DEMOKRAT | PSI   |
|-----------------------|--------|--------|------|----------|-------|
| (1)                   | (12)   | (13)   | (14) | (15)     | (16)  |
| 1 Salaman             | 49     | 521    | 22   | 645      | 125   |
| 2 Borobudur           | 51     | 1.294  | 23   | 1.844    | 297   |
| 3 Ngluwar             | 11     | 342    | 6    | 320      | 72    |
| 4 Salam               | 17     | 639    | 12   | 508      | 173   |
| 5 Srumbung            | 32     | 2.756  | 7    | 346      | 75    |
| 6 Dukun               | 27     | 1.543  | 16   | 620      | 145   |
| 7 Muntilan            | 28     | 2.062  | 20   | 1.338    | 523   |
| 8 Mungkid             | 39     | 1.557  | 26   | 2.525    | 352   |
| 9 Sawangan            | 34     | 2.425  | 11   | 1.047    | 60    |
| 10 Candimulyo         | 24     | 234    | 4    | 580      | 55    |
| 11 Mertoyudan         | 129    | 4.144  | 42   | 3.464    | 1.217 |
| 12 Tempuran           | 27     | 633    | 16   | 652      | 67    |
| 13 Kajoran            | 78     | 478    | 19   | 520      | 81    |
| 14 Kaliangkrik        | 39     | 611    | 19   | 299      | 61    |
| 15 Bandongan          | 54     | 479    | 12   | 419      | 113   |
| 16 Windusari          | 26     | 176    | 9    | 195      | 38    |
| 17 Secang             | 50     | 864    | 21   | 1.061    | 334   |
| 18 Tegalrejo          | 36     | 216    | 18   | 602      | 72    |
| 19 Pakis              | 29     | 253    | 14   | 351      | 55    |
| 20 Grabag             | 36     | 964    | 16   | 945      | 175   |
| 21 Ngablak            | 20     | 523    | 9    | 38       | 109   |
| Kabupaten Magelang    | 836    | 22.714 | 342  | 18.319   | 4.199 |

Lanjutan Tabel/*Continued Table 2.2.5*

| Kecamatan<br>District     | PERINDO      | PPP           | UMMAT        | Jumlah<br>Total |
|---------------------------|--------------|---------------|--------------|-----------------|
| (1)                       | (17)         | (18)          | (19)         | (20)            |
| 1 Salaman                 | 67           | 6.593         | 182          | 47.523          |
| 2 Borobudur               | 88           | 757           | 951          | 40.524          |
| 3 Ngluwar                 | 57           | 2.305         | 49           | 21.896          |
| 4 Salam                   | 46           | 2.313         | 267          | 31.394          |
| 5 Srumbung                | 61           | 1.716         | 111          | 32.783          |
| 6 Dukun                   | 40           | 2.144         | 265          | 31.736          |
| 7 Muntilan                | 180          | 3.221         | 1.158        | 51.887          |
| 8 Mungkid                 | 56           | 651           | 677          | 47.334          |
| 9 Sawangan                | 109          | 1.076         | 142          | 39.808          |
| 10 Candimulyo             | 59           | 2.881         | 44           | 33.871          |
| 11 Mertoyudan             | 256          | 1.147         | 328          | 68.916          |
| 12 Tempuran               | 68           | 1.537         | 133          | 33.595          |
| 13 Kajoran                | 213          | 11.777        | 160          | 38.432          |
| 14 Kaliangkrik            | 50           | 6.914         | 114          | 39.542          |
| 15 Bandongan              | 230          | 2.542         | 91           | 38.591          |
| 16 Windusari              | 22           | 3.121         | 56           | 35.197          |
| 17 Secang                 | 71           | 6.870         | 170          | 52.405          |
| 18 Tegalrejo              | 49           | 3.764         | 42           | 35.551          |
| 19 Pakis                  | 219          | 3.305         | 47           | 38.591          |
| 20 Grabag                 | 86           | 6.271         | 67           | 61.827          |
| 21 Ngablak                | 20           | 2.263         | 28           | 29.953          |
| <b>Kabupaten Magelang</b> | <b>2.047</b> | <b>73.168</b> | <b>5.082</b> | <b>851.356</b>  |

Sumber/Source: Hasil Pemilihan Umum Tahun 2019 Komisi Pemilihan Umum Kabupaten Magelang General Election Results 2019, Election Commission of Magelang Regency

**Tabel**  
**Table 2.2.6****Jumlah Kegiatan DPRD Menurut Jenisnya di Kabupaten Magelang, 2020–2024**  
**Number of Parliament Activities by Type in Magelang Regency, 2020–2024**

| Jenis Kegiatan<br>Type of Activity |   | 2020 | 2021 | 2022 | 2023 | 2024 |
|------------------------------------|---|------|------|------|------|------|
| (1)                                |   | (2)  | (3)  | (4)  | (5)  | (6)  |
| 1                                  | Rapat Paripurna/Plenary Meeting   | 16   | 23   | 29   | 27   | 39   |
| 2                                  | Rapat Paripurna Istimewa/Special Plenary Meeting  | 1    | 1    | 2    | 2    | 4    |
| 3                                  | Rapat Badan Musyawarah/Deliberation Committee   | 17   | 15   | 14   | 17   | 8    |
| 4                                  | Rapat Pimpinan Dewan/House Leadership Meeting   | –    | 36   | 12   | 3    | 2    |
| 5                                  | Rapat Fraksi/Faction Meeting  | 5    | 5    | 46   | 9    | 14   |
| 6                                  | Rapat Komisi/Commission Meeting   | 58   | 91   | 63   | 87   | 12   |
| 7                                  | Rapat Panitia Khusus/Special Committee Meeting  | 5    | 75   | 18   | 39   | 45   |
| 8                                  | Rapat Badan Anggaran/Budget Committee Meeting   | 30   | 25   | 10   | 22   | 16   |
| 9                                  | Kunjungan Kerja Luar & Dalam Daerah/Working Visit   | 133  | 108  | 122  | 109  | 55   |
| 10                                 | Rapat Badan Kehormatan/Committee of Dignity   | 5    | 5    | 5    | 6    | 7    |
| 11                                 | Rapat Gabungan Pimpinan DPRD/Combined Leadership of Regional Legislative Assembly Meeting | 16   | 21   | 10   | 10   | 9    |
| 12                                 | Rapat Badan Pembentukan Peraturan Daerah/Committee of Local Regulation Formation Meeting  | 7    | 14   | 20   | 18   | 7    |

Sumber/Source: Sekretariat DPRD Kabupaten Magelang/Regional Representative Council of Magelang Regency

**Tabel 2.2.7** Jumlah Keputusan yang Dihasilkan oleh DPRD Menurut Jenisnya di Kabupaten Magelang, 2020–2024  
**Number of Decisions Generated by Parliament by Type in Magelang Regency, 2020–2024**

| Jenis Kegiatan<br>Type of Activity |  | 2020 | 2021 | 2022 | 2023 | 2024 |
|------------------------------------|--|------|------|------|------|------|
| (1)                                |  | (2)  | (3)  | (4)  | (5)  | (6)  |
| 1                                  | Peraturan Daerah/Local Regulation  | 12   | 6    | 10   | 9    | 16   |
| 2                                  | Peraturan DPRD/Regional Legislative Regulation   | –    | –    | 1    | –    | 1    |
| 3                                  | SK DPRD/Decision of Regional Legislative Assembly  | 16   | 21   | 28   | 19   | 23   |
| 4                                  | SK Pimpinan DPRD/Decision of Leadership of Regional Legislative Assembly                   | 6    | 4    | 5    | 7    | 7    |
| 5                                  | Risalah Paripurna/Minute of Plenary  | 16   | 27   | 31   | 29   | 39   |
| 6                                  | Laporan Badan Musyawarah/Deliberation Committee Report                                     | 17   | 15   | 18   | 18   | 7    |
| 7                                  | Laporan Badan Anggaran/Budget Committee Report   | 30   | 25   | 17   | 22   | 16   |
| 8                                  | Laporan Komisi (I, II, III, IV)/Commission (I, II, III, IV) Report                         | 58   | 91   | 72   | 87   | 22   |
| 9                                  | Laporan Pimpinan Dewan/House Leadership Report   | 16   | 15   | 13   | 3    | 2    |
| 10                                 | Laporan Badan Kehormatan/Committee of Dignity Report                                       | 5    | 4    | 13   | 7    | 7    |
| 11                                 | Laporan Badan Pembentukan Peraturan Daerah/Committee of Local Regulation Formation Report  | 7    | 4    | 25   | 5    | 7    |
| 12                                 | Laporan Gabungan Pimpinan DPRD/Combined Leadership of Regional Legislative Assembly report | 16   | 21   | 10   | 10   | 9    |
| 13                                 | Laporan Pimpinan DPRD/Leadership of Regional Legislative Assembly Report                   | –    | –    | 12   | 3    | 2    |

Sumber/Source: Sekretariat DPRD Kabupaten Magelang/Regional Representative Council of Magelang Regency

**Tabel**  
**Table** 2.2.8

**Jumlah Produk Hukum Daerah di Kabupaten Magelang, 2024**  
**Number of Local Law Products in Magelang Regency, 2024**

|   | Produk Hukum Daerah<br>Local Law Product   | Jumlah<br>Total |
|---|--|-----------------|
|   | (1)  | (2)             |
| 1 | Prolegda/Local Legislation Program<br>Propemperda/Local Regulation Formation Program (*) | 19              |
| 2 | Perda yang disetujui/Approved Local Regulation (**)                                      | 16              |
| 3 | PerdayangDiundangkan/EnactedLocalRegulation(***)   | 3               |

Catatan/Note:

\*) Istilah Propemperda digunakan sejak diundangkannya UU Nomor 23 Tahun 2014 tentang Pemerintah Daerah

\*\*) Persetujuan Raperda dilaksanakan di Rapat Paripurna DPRD

\*\*) Pengundangan Raperda adalah penempatan di Lembaran Daerah Pengundangan dilaksanakan oleh Sekretaris Daerah

Sumber/Source: Sekretariat DPRD Kabupaten Magelang/Regional Representative Council of Magelang Regency

## 2.3 SUMBER DAYA MANUSIA HUMAN RESOURCES

**Tabel 2.3.1** Jumlah Aparatur Sipil Negara Menurut Jabatan dan Jenis Kelamin di Kabupaten Magelang, Desember 2024  
*Number of State Civil Service by Occupation and Sex in Magelang Regency, December 2024*

| Jabatan<br>Occupation   | Pegawai Negeri Sipil<br>Government Employee |                     |                 |
|---|---|---------------------|-----------------|
|   | Laki-laki<br>Male                           | Perempuan<br>Female | Jumlah<br>Total |
| (1)   | (2)   | (3)                 | (4)             |
| Jabatan Pimpinan Tinggi Utama/Senior Executives                           | –   | –                   | –               |
| Jabatan Pimpinan Tinggi Madya/Middle Executives                           | –   | –                   | –               |
| Jabatan Pimpinan Tinggi Pratama/Junior Executives                         | 27  | 2                   | 29              |
| Administrator / Administrator   | 112   | 53                  | 165             |
| Pengawas / Supervisor   | 131   | 173                 | 304             |
| Eselon V / 5th Echelon  | –   | –                   | –               |
| Jabatan Fungsional Dosen/Certain Functional Position for Lecturer         | –   | –                   | –               |
| Jabatan Fungsional Guru/Certain Functional Position for Teacher           | 806   | 1.843               | 2.649           |
| Jabatan Fungsional Medis/Certain Functional Position for Medical Field    | 225   | 1.441               | 1.666           |
| Jabatan Fungsional Teknis/Certain Functional Position for Technical Field | 249   | 231                 | 480             |
| Jabatan Fungsional Umum/General Functional Position                       | 619   | 312                 | 931             |
| Kabupaten Magelang  | 2.169                                       | 4.055               | 6.224           |

Lanjutan Tabel/Continued Table 2.3.1

| Jabatan<br>Occupation   | Pegawai Pemerintah dengan Perjanjian Kinerja<br>State Employees with Employment Agreements |                     |                 |
|---|--|---------------------|-----------------|
|   | Laki-laki<br>Male  | Perempuan<br>Female | Jumlah<br>Total |
| (1)   | (5)  | (6)                 | (7)             |
| Jabatan Pimpinan Tinggi Utama/Senior Executives                           | -  | -                   | -               |
| Jabatan Pimpinan Tinggi Madya/Middle Executives                           | -  | -                   | -               |
| Jabatan Pimpinan Tinggi Pratama/Junior Executives                         | -  | -                   | -               |
| Administrator / Administrator   | -  | -                   | -               |
| Pengawas / Supervisor   | -  | -                   | -               |
| Eselon V / 5th Echelon  | -  | -                   | -               |
| Jabatan Fungsional Dosen/Certain Functional Position for Lecturer         | -  | -                   | -               |
| Jabatan Fungsional Guru/Certain Functional Position for Teacher           | 727  | 2.212               | 2.939           |
| Jabatan Fungsional Medis/Certain Functional Position for Medical Field    | 47   | 229                 | 276             |
| Jabatan Fungsional Teknis/Certain Functional Position for Technical Field | 166  | 91                  | 257             |
| Jabatan Fungsional Umum/General Functional Position                       | -  | -                   | -               |
| <b>Kabupaten Magelang</b>   | <b>940</b>   | <b>2.532</b>        | <b>3.472</b>    |

Sumber/Source: Badan Pegawai Pendidikan dan Pelatihan Daerah Kabupaten Magelang Regional Staff Education and Training Agency of Magelang Regency;

Lanjutan Tabel/Continued Table 2.3.1

| Jabatan<br>Occupation   | Aparatur Sipil Negara<br>State Civil Service |                     |                 |
|---|--|---------------------|-----------------|
|   | Laki-laki<br>Male                            | Perempuan<br>Female | Jumlah<br>Total |
| (1)   | (5)  | (6)                 | (7)             |
| Jabatan Pimpinan Tinggi Utama/Senior Executives                           | –  | –                   | –               |
| Jabatan Pimpinan Tinggi Madya/Middle Executives                           | –  | –                   | –               |
| Jabatan Pimpinan Tinggi Pratama/Junior Executives                         | 27   | 2                   | 29              |
| Administrator / Administrator   | 112  | 53                  | 165             |
| Pengawas / Supervisor   | 131  | 173                 | 304             |
| Eselon V / 5th Echelon  | –  | –                   | –               |
| Jabatan Fungsional Dosen/Certain Functional Position for Lecturer         | –  | –                   | –               |
| Jabatan Fungsional Guru/Certain Functional Position for Teacher           | 1.533  | 4.055               | 5.588           |
| Jabatan Fungsional Medis/Certain Functional Position for Medical Field    | 272  | 1.670               | 1.942           |
| Jabatan Fungsional Teknis/Certain Functional Position for Technical Field | 415  | 322                 | 737             |
| Jabatan Fungsional Umum/General Functional Position                       | 619  | 312                 | 931             |
| <b>Kabupaten Magelang</b>   | <b>3.109</b>                                 | <b>6.587</b>        | <b>9.696</b>    |

Sumber/Source: Badan Kepegawaian, Pendidikan dan Pelatihan Daerah Kabupaten Magelang Regional Staff Education and Training Agency of Magelang Regency;

**Tabel**  
**Table** 2.3.2

**Jumlah Aparatur Sipil Negara (ASN) Pemerintah Kabupaten Magelang Menurut Tingkat Pendidikan, Jenis ASN, dan Jenis Kelamin (orang) 2024**  
**Number of State Civil Service (ASN) of Magelang Regency by Educational Level, Type of ASN, and Sex (people) 2024**

| Tingkat Pendidikan<br>Educational Level              | Pegawai Negeri Sipil<br>Government Employee |                     |                 |
|--|---|---------------------|-----------------|
|  | Laki-laki<br>Male                           | Perempuan<br>Female | Jumlah<br>Total |
| (1)  | (2)   | (3)                 | (4)             |
| Sekolah Dasar (SD)<br>Primary School                 | 37  | 1                   | 38              |
| Sekolah Menengah Pertama (SMP)<br>Junior High School | 95  | 6                   | 101             |
| Sekolah Menengah Atas (SMA)<br>Senior High School    | 420   | 182                 | 602             |
| Diploma I/Akta I<br>Diploma I/Akta I                 | 3   | 26                  | 29              |
| Diploma II/Akta II<br>Diploma II/Akta II             | 50  | 75                  | 125             |
| Diploma III/Akta III<br>Diploma III/Akta III         | 255   | 1.175               | 1.430           |
| Diploma IV/Akta IV<br>Diploma IV/Akta IV             | –   | –                   | –               |
| S1/Sarjana<br>Under Graduate/Bachelor                | 1.065                                       | 2.347               | 3.412           |
| S2/Pasca Sarjana<br>Graduate                         | 244   | 242                 | 486             |
| S3/Doktor/Ph.D<br>Post Graduate                      | –   | 1                   | 1               |
| Kabupaten Magelang                                   | 2.169                                       | 4.055               | 6.224           |

Lanjutan Tabel/Continued Table 2.3.2

| Tingkat Pendidikan<br>Educational Level              | Pegawai Pemerintah dengan Perjanjian Kinerja<br>Government Employees with Employment Agreements |                     |                 |
|--|---|---------------------|-----------------|
|  | Laki-laki<br>Male   | Perempuan<br>Female | Jumlah<br>Total |
| (1)  | (5)   | (6)                 | (7)             |
| Sekolah Dasar (SD)<br>Primary School                 | 1   | 1                   | 2               |
| Sekolah Menengah Pertama (SMP)<br>Junior High School | –   | –                   | –               |
| Sekolah Menengah Atas (SMA)<br>Senior High School    | 84  | 16                  | 100             |
| Diploma I/Akta I<br>Diploma I/Akta I                 | –   | 1                   | 1               |
| Diploma II/Akta II<br>Diploma II/Akta II             | –   | 2                   | 2               |
| Diploma III/Akta III<br>Diploma III/Akta III         | 57  | 204                 | 261             |
| Diploma IV/Akta IV<br>Diploma IV/Akta IV             | –   | –                   | –               |
| S1/Sarjana<br>Under Graduate/Bachelor                | 797   | 2.308               | 3.105           |
| S2/Pasca Sarjana<br>Graduate                         | 1   | –                   | 1               |
| S3/Doktor/Ph.D<br>Post Graduate                      | –   | –                   | –               |
| <b>Kabupaten Magelang</b>                            | <b>940</b>  | <b>2.532</b>        | <b>3.472</b>    |

Sumber/Source: Badan Pegawai Pendidikan dan Pelatihan Daerah Kabupaten Magelang Regional Staff Education and Training Agency of Magelang Regency;

Lanjutan Tabel/Continued Table 2.3.2

| Tingkat Pendidikan<br>Educational Level              | Aparatur Sipil Negara<br>State Civil Service |                     |                 |
|--|--|---------------------|-----------------|
|  | Laki-laki<br>Male                            | Perempuan<br>Female | Jumlah<br>Total |
| (1)  | (5)  | (6)                 | (7)             |
| Sekolah Dasar (SD)<br>Primary School                 | 38   | 2                   | 40              |
| Sekolah Menengah Pertama (SMP)<br>Junior High School | 95   | 6                   | 101             |
| Sekolah Menengah Atas (SMA)<br>Senior High School    | 504  | 198                 | 702             |
| Diploma I/Akta I<br>Diploma I/Akta I                 | 3  | 27                  | 30              |
| Diploma II/Akta II<br>Diploma II/Akta II             | 50   | 77                  | 127             |
| Diploma III/Akta III<br>Diploma III/Akta III         | 312  | 1.379               | 1.691           |
| Diploma IV/Akta IV<br>Diploma IV/Akta IV             | –  | –                   | –               |
| S1/Sarjana<br>Under Graduate/Bachelor                | 1.862  | 4.655               | 6.517           |
| S2/Pasca Sarjana<br>Graduate                         | 245  | 242                 | 487             |
| S3/Doktor/Ph.D<br>Post Graduate                      | –  | 1                   | 1               |
| <b>Kabupaten Magelang</b>                            | <b>3.109</b>                                 | <b>6.587</b>        | <b>9.696</b>    |

Sumber/Source: Badan Kepegawaian Pendidikan dan Pelatihan Daerah Kabupaten Magelang Regional Staffing, Education and Training Agency of Magelang Regency;

**Tabel**  
**Table 2.3.3****Jumlah Pegawai Negeri Sipil Pemerintah Kabupaten Magelang Menurut Tingkat Kepangkatan dan Jenis Kelamin (orang), Desember 2024**  
**Number of Magelang Regency State Civil Service by Hierarchy and Sex (people), December 2024**

| Pangkat/Golongan/Ruang Hierarchy                                    | Laki-laki Male | Perempuan Female | Jumlah Total |
|---|----------------|------------------|--------------|
| (1)   | (2)            | (3)              | (4)          |
| <b>Golongan I/Range I</b>   |                |                  |              |
| 1. I/A (Juru Muda/Junior Clerk)                                     | –              | –                | –            |
| 2. I/A (Juru Muda Tingkat I/First Class Junior Clerk)               | –              | –                | –            |
| 3. I/C (Juru/Clerk)   | 4              | 1                | 5            |
| 4. I/D (Juru Tingkat I/First Class Clerk)                           | 20             | –                | 20           |
| <b>Golongan II/Range II</b>   |                |                  |              |
| 5. II/A (Pengatur Muda/Junior Supervisor)                           | 78             | –                | 78           |
| 6. II/B (Pengatur Muda Tingkat I/First Class Junior Supervisor)     | 51             | 7                | 58           |
| 7. II/C (Pengatur/Supervisor)                                       | 211            | 387              | 598          |
| 8. II/D (Pengatur Tingkat I/First Class Supervisor)                 | 170            | 290              | 460          |
| <b>Golongan III/Range III</b>                                       |                |                  |              |
| 9. III/A (Penata Muda/Junior Superintendent)                        | 287            | 398              | 685          |
| 10. III/B (Penata Muda Tingkat I/First Class Junior Superintendent) | 328            | 876              | 1.204        |
| 11. III/C (Penata/Superintendent)                                   | 291            | 731              | 1.022        |
| 12. III/D (Penata Tingkat I/First Class Superintendent)             | 299            | 759              | 1.058        |
| <b>Golongan IV/Range IV</b>   |                |                  |              |
| 13. IV/A (Pembina/Administrator)                                    | 308            | 436              | 744          |
| 14. IV/B (Pembina Tingkat I/First Class Administrator)              | 90             | 150              | 240          |
| 15. IV/C (Pembina Utama Muda/Junior Administrator)                  | 31             | 18               | 49           |
| 16. IV/D (Pembina Utama Madya/Middle Administrator)                 | 1              | 2                | 3            |
| 17. IV/E (Pembina Utama/Senior Administrator)                       | –              | –                | –            |
| <b>Kabupaten Magelang</b>   | <b>2.169</b>   | <b>4.055</b>     | <b>6.224</b> |

Sumber/Source: Badan Kepegawaian, Pendidikan dan Pelatihan Daerah Kabupaten Magelang/Regional Staffing, Education and Training Agency of Magelang Regency;

**Tabel**  
**Table** 2.3.4

**Jumlah Pegawai Pemerintah dengan Perjanjian Kerja Pemerintah Kabupaten Magelang Menurut Tingkat Kepangkatan dan Jenis Kelamin (orang), Desember 2024**  
**Number of Government Employees with Performance Agreements by Rank and Gender (person), December 2024**

| Pangkat/Golongan/Runag<br>Hierarchy | Jenis Kelamin/Sex |                     | Jumlah<br>Total |
|-------------------------------------|-------------------|---------------------|-----------------|
|                                     | Laki-laki<br>Male | Perempuan<br>Female |                 |
| (1)                                 | (2)               | (3)                 | (4)             |
| 1 I                                 | -                 | -                   | -               |
| 2 II                                | -                 | -                   | -               |
| 3 III                               | -                 | -                   | -               |
| 4 IV                                | -                 | -                   | -               |
| 5 V                                 | 84                | 14                  | 98              |
| 6 VI                                | -                 | -                   | -               |
| 7 VII                               | 56                | 200                 | 256             |
| 8 VIII                              | -                 | -                   | -               |
| 9 IX                                | 789               | 2.295               | 3.084           |
| 10 X                                | 10                | 23                  | 33              |
| 11 XI                               | 1                 | -                   | 1               |
| 12 XII                              | -                 | -                   | -               |
| 13 XIII                             | -                 | -                   | -               |
| 14 XIV                              | -                 | -                   | -               |
| 15 XV                               | -                 | -                   | -               |
| 16 XVI                              | -                 | -                   | -               |
| 17 XVII                             | -                 | -                   | -               |
| <b>Kabupaten Magelang</b>           | <b>940</b>        | <b>2.532</b>        | <b>3.472</b>    |

Sumber/Source: Badan Pegawai Pendidikan dan Pelatihan Daerah Kabupaten Magelang Regional Staff Education and Training Agency of Magelang Regency;

**Tabel**  
**Table 2.3.5****Jumlah Aparatur Sipil Negara Menurut Dinas/Instansi Pemerintah dan Jenis Kelamin di Kabupaten Magelang, Desember 2024**  
***Number of Civil Servants by Institution/Office and Sex in Magelang Regency, December 2024***

| Dinas/Instansi Pemerintahan<br>Institution/Office   | Jenis Kelamin/Sex |                     | Jumlah<br>Total |
|---|-------------------|---------------------|-----------------|
|   | Laki-laki<br>Male | Perempuan<br>Female |                 |
| (1)   | (2)               | (3)                 | (4)             |
| 1 Sekretariat Daerah  | 5                 | –                   | 5               |
| 2 Bagian Pemerintahan   | 7                 | 4                   | 11              |
| 3 Bagian Hukum  | 4                 | 10                  | 14              |
| 4 Bagian Kesejahteraan Rakyat   | 7                 | 2                   | 9               |
| 5 Bagian Perekonomian Dan Sumber Daya Alam  | 4                 | 3                   | 7               |
| 6 Bagian Administrasi Pembangunan   | 2                 | 4                   | 6               |
| 7 Bagian Pengadaan Barang Dan Jasa  | 16                | 13                  | 29              |
| 8 Bagian Umum   | 21                | 19                  | 40              |
| 9 Bagian Organisasi   | 4                 | 6                   | 10              |
| 10 Bagian Protokol Dan Komunikasi Pimpinan  | 5                 | 5                   | 10              |
| 11 Sekretariat Dewan Perwakilan Rakyat Daerah   | 14                | 15                  | 29              |
| 12 Dinas Pendidikan Dan Kebudayaan  | 1.649             | 4.120               | 5.769           |
| 13 Dinas Kesehatan  | 186               | 1.103               | 1.289           |
| 14 Dinas Pertanian Dan Pangan   | 124               | 97                  | 221             |
| 15 Dinas Pariwisata, Kepemudaan, Dan Olahraga   | 22                | 21                  | 43              |
| 16 Dinas Sosial, Pengendalian Penduduk Dan Keluarga Berencana, Pemberdayaan Perempuan Dan Perlindungan Anak | 16                | 21                  | 37              |
| 17 Dinas Pekerjaan Umum Dan Penataan Ruang  | 125               | 21                  | 146             |

Lanjutan Tabel/*Continued Table 2.3.5*

|    | Dinas/Instansi Pemerintahan<br>Institution/Office                | Jenis Kelamin/Sex |                     | Jumlah<br>Total |
|----|--|-------------------|---------------------|-----------------|
|    |  | Laki-laki<br>Male | Perempuan<br>Female |                 |
|    | (1)  | (2)               | (3)                 | (4)             |
| 18 | DinasPerumahanRakyatDanKawasan<br>Permukiman                     | 9                 | 14                  | 23              |
| 19 | DinasPerindustrianDanTenagaKerja                                 | 25                | 27                  | 52              |
| 20 | DinasPerdagangan,Koperasi,UsahaKecil<br>Dan Menengah             | 54                | 15                  | 69              |
| 21 | Dinas Perhubungan  | 25                | 10                  | 35              |
| 22 | DinasPeternakanDanPerikanan                                      | 28                | 23                  | 51              |
| 23 | DinasKependudukanDanPencatatanSipil                              | 10                | 18                  | 28              |
| 24 | DinasKomunikasiDanInformatika                                    | 34                | 14                  | 48              |
| 25 | DinasPemberdayaanMasyarakatDanDesa                               | 13                | 10                  | 23              |
| 26 | Dinas Lingkungan Hidup   | 85                | 19                  | 104             |
| 27 | DinasPenanamanModalDanPelayanan<br>Terpadu Satu Pintu            | 9                 | 14                  | 23              |
| 28 | DinasPerpustakaanDanKearsipan                                    | 13                | 17                  | 30              |
| 29 | Satuan Polisi Pamong Praja Dan<br>Penanggulangan Kebakaran       | 86                | 6                   | 92              |
| 30 | Inspektorat  | 22                | 26                  | 48              |
| 31 | BadanKepegawaian,Pendidikan,Dan<br>Pelatihan Daerah              | 17                | 21                  | 38              |
| 32 | BadanPerencanaanPembangunan,<br>Penelitian,DanPengembanganDaerah | 20                | 17                  | 37              |
| 33 | BadanPendapatan,Pengelolaan<br>Keuangan, Dan Aset Daerah         | 41                | 40                  | 81              |
| 34 | BadanKesatuanBangsaDanPolitik                                    | 9                 | 6                   | 15              |
| 35 | BadanPenanggulanganBencanaDaerah                                 | 16                | 12                  | 28              |
| 36 | Kecamatan Bandongan  | 8                 | 6                   | 14              |
| 37 | Kecamatan Borobudur  | 8                 | 3                   | 11              |
| 38 | Kecamatan Candimulyo   | 7                 | 5                   | 12              |
| 39 | Kecamatan Dukun  | 8                 | 1                   | 9               |
| 40 | Kecamatan Grabag   | 8                 | 4                   | 12              |

Lanjutan Tabel/*Continued Table 2.3.5*

| Dinas/Instansi Pemerintahan<br>Institution/Office | Jenis Kelamin/Sex |                     | Jumlah<br>Total |       |
|---|-------------------|---------------------|-----------------|-------|
|   | Laki-laki<br>Male | Perempuan<br>Female |                 |       |
| (1)   | (2)               | (3)                 | (4)             |       |
| 41 Kecamatan Kajoran                              | 9                 | 2                   | 11              |       |
| 42 Kecamatan Kaliangkrik                          | 7                 | 3                   | 10              |       |
| 43 Kecamatan Mertoyudan                           | 10                | 9                   | 19              |       |
| 44 Kecamatan Mungkid                              | 11                | 10                  | 21              |       |
| 45 Kecamatan Muntilan                             | 10                | 7                   | 17              |       |
| 46 Kecamatan Ngablak                              | 11                | 4                   | 15              |       |
| 47 Kecamatan Ngluwar                              | 4                 | 8                   | 12              |       |
| 48 Kecamatan Pakis                                | 11                | 3                   | 14              |       |
| 49 Kecamatan Salam                                | 8                 | 4                   | 12              |       |
| 50 Kecamatan Salaman                              | 10                | 5                   | 15              |       |
| 51 Kecamatan Sawangan                             | 9                 | 5                   | 14              |       |
| 52 Kecamatan Secang                               | 13                | 7                   | 20              |       |
| 53 Kecamatan Srumbung                             | 7                 | 3                   | 10              |       |
| 54 Kecamatan Tegalrejo                            | 7                 | 6                   | 13              |       |
| 55 Kecamatan Tempuran                             | 8                 | 3                   | 11              |       |
| 56 Kecamatan Windusari                            | 9                 | 5                   | 14              |       |
| 57 RumahSakitUmumDaerahBukit<br>Menoreh           | 12                | 67                  | 79              |       |
| 58 RumahSakitUmumDaerahCandi<br>Umbul             | 17                | 55                  | 72              |       |
| 59 RumahSakitUmumDaerahMerah<br>Putih             | 58                | 237                 | 295             |       |
| 60 RumahSakitUmumDaerahMuntilan                   | 112               | 352                 | 464             |       |
| Jumlah/Total                                      | 2024              | 3.109               | 6.587           | 9.696 |
|   | 2023              | 2.384               | 4.302           | 6.686 |
|   | 2022              | 3.229               | 6.302           | 9.531 |
|   | 2021              | 2.819               | 4.621           | 7.440 |

Sumber/Source: Badan Kepegawaian, Pendidikan dan Pelatihan Daerah Kabupaten Magelang Regional Staffing, Education and Training Agency of Magelang Regency;

**Tabel**  
**Table 2.3.6****Jumlah Pegawai Negeri Sipil pada Instansi Vertikal Menurut Instansi di Kabupaten Magelang, 2024**  
**Number of Civil Servants at Vertical Institution by Institution in Magelang Regency, 2024**

| Unit/Instansi/Kantor<br>Unit/Institution/Office    | Jumlah Pegawai |                  |            |
|--|----------------|------------------|------------|
|  | PNS            | Personil/Anggota | PPPK       |
| (1)  | (2)            | (3)              | (4)        |
| 1 Pengadilan Negeri Mungkid                        | 50             | –                | 1          |
| 2 Pengadilan Agama Mungkid                         | 49             | –                | –          |
| 3 Kejaksaan Negeri Kabupaten Magelang              | 74             | –                | –          |
| 4 Politeknik Pembangunan Pertanian Magelang        | 96             | –                | 2          |
| 5 BPS Kabupaten Magelang                           | 50             | –                | 1          |
| 6 Kemenag Kab. Magelang                            | 713            | –                | 234        |
| 7 PSMP “Antasena” Magelang                         | 64             | –                | 2          |
| 8 Kantor Pertanahan Kabupaten Magelang             | 67             | –                | 5          |
| 9 Balai Laboratorium Kesehatan Masyarakat Magelang | 55             | –                | 3          |
| 10 KPU Kab. Magelang                               | 16             | –                | 1          |
| 11 POLRESTA Magelang                               | 27             | 954              | –          |
| 12 Balai Konservasi Borobudur                      | –              | –                | –          |
| <b>Kabupaten Magelang</b>                          | <b>1.261</b>   | <b>954</b>       | <b>249</b> |

Sumber/Source: Kantor Pelayanan Perbendaharaan Negara Magelang/Regional Employment Board of Magelang Regency  
 Catatan/Note: Satker Balai Konservasi Borobudur sejak Tahun 2024 tidak lagi menjadi Mitra KPPN Magelang

## 2.4 KEUANGAN PEMERINTAH GOVERNMENT FINANCE

**Tabel 2.4.1** Realisasi Pendapatan Pemerintah Kabupaten Magelang Menurut Jenis Pendapatan (rupiah), 2021–2024  
*Actual Magelang Regency Government Revenues by Kind of Revenues (rupiah), 2021–2024*

| Jenis Pendapatan/Kind of Revenues   | 2021                     | 2022                     |
|---|--------------------------|--------------------------|
| (1)   | (2)                      | (3)                      |
| 1. Pendapatan Asli Daerah (PAD)/Regional Revenue  | 375.378.465.373          | 432.688.035.341          |
| 1.1 Pajak Daerah/Regional Taxes   | 120.093.411.768          | 169.682.578.756          |
| 1.2 Retribusi Daerah/Regional Retributions  | 21.156.190.869           | 18.953.321.094           |
| 1.3 Hasil Pengelolaan Kekayaan Daerah yang Dipisahkan/<br>Revenue and Separated Management of Regional  | 26.880.782.928           | 28.082.640.133           |
| 1.4 Lain-lain PAD yang Sah/Other Regional Revenue   | 207.248.079.808          | 215.969.495.358          |
| 2. Pendapatan Transfer/Transfer Revenue   | 1.982.641.210.547        | 2.100.710.656.495        |
| 2.1 Pendapatan transfer Pemerintah Pusat/Central<br>Government Transfer Revenue   | 1.797.468.218.695        | 1.888.749.459.461        |
| 2.2 Pendapatan Transfer Antar Daerah/Inter-Regional<br>Transfer Revenue   | 185.172.991.852          | 211.961.197.034          |
| 3. Lain-lain Pendapatan yang Sah/Other Revenue  | 111.734.639.179          | 24.625.485.254           |
| 3.1 Pendapatan Hibah/Grant  | 111.734.639.179          | 24.625.485.254           |
| 3.2 Lain-lain Pendapatan Sesuai dengan Ketentuan<br>Perundang-undangan/Other Income in Accordance<br>with the Provisions of Laws and Regulation | –                        | –                        |
| <b>Jumlah/Total</b>   | <b>2.469.754.315.099</b> | <b>2.558.024.177.090</b> |

Lanjutan Tabel/*Continued Table 2.4.1*

| Jenis Pendapatan/Kind of Revenues   | 2023                     | 2024 <sup>1</sup>        |
|---|--------------------------|--------------------------|
| (1)   | (4)                      | (5)                      |
| 1. Pendapatan Asli Daerah (PAD)/Regional Revenue  | 465.486.053.517          | 520.847.740.395          |
| 1.1 Pajak Daerah/Regional Taxes   | 189.568.476.778          | 208.742.000.202          |
| 1.2 Retribusi Daerah/Regional Retributions  | 18.992.881.583           | 263.434.622.999          |
| 1.3 Hasil Pengelolaan Kekayaan Daerah yang Dipisahkan/<br>Revenue and Separated Management of Regional  | 30.598.215.796           | 33.095.080.432           |
| 1.4 Lain-lain PAD yang Sah/Other Regional Revenue   | 226.326.479.360          | 15.576.036.762           |
| 2. Pendapatan Transfer/Transfer Revenue   | 2.089.541.001.808        | 2.249.187.553.796        |
| 2.1 Pendapatan transfer Pemerintah Pusat/Central<br>Government Transfer Revenue   | 1.878.067.824.890        | 2.012.879.145.512        |
| 2.2 Pendapatan Transfer Antar Daerah/Inter-Regional<br>Transfer Revenue   | 211.473.176.918          | 236.308.408.284          |
| 3. Lain-lain Pendapatan yang Sah/Other Revenue  | 18.454.635.298           | 10.495.547.244           |
| 3.1 Pendapatan Hibah/Grant  | 18.454.635.298           | 10.495.547.244           |
| 3.2 Lain-lain Pendapatan Sesuai dengan Ketentuan<br>Perundang-undangan/Other Income in Accordance<br>with the Provisions of Laws and Regulation | –                        | –                        |
| <b>Jumlah/Total</b>   | <b>2.573.481.690.623</b> | <b>2.780.530.841.435</b> |

Catatan/Note: <sup>1</sup> Data belum diaudit kondisi 19 Februari 2025/Data Unaudited in 19 of February 2025

Sumber/Source: Badan Pendapatan Pengelolaan Keuangan dan Aset Daerah Kabupaten Magelang/Board of Revenue, Financial and Regional Assets Management of Magelang Regency

**Tabel 2.4.2** **Realisasi Belanja Pemerintah Kabupaten Magelang Menurut Jenis Belanja (rupiah), 2021–2024**  
**Actual Magelang Regency Government Expenditures by Kind of Expenditures (rupiah), 2021–2024**

| Jenis Belanja<br>Kind of Expenditures  | 2021              | 2022              |
|--|-------------------|-------------------|
| (1)  | (2)               | (3)               |
| 1. Belanja Operasi/Operation Expenditure   | 1.470.374.919.809 | 1.579.734.196.385 |
| 1.1 Belanja Pegawai/Personnel Expenditures   | 872.000.973.628   | 909.490.218.457   |
| 1.2 Belanja Barang dan Jasa/Goods and Services Expenditure                                       | 497.012.849.640   | 517.021.760.709   |
| 1.3 Belanja Hibah/Grant Expenditures   | 95.879.446.541    | 138.442.265.179   |
| 1.4 Belanja Bantuan Sosial/Social Aid Expenditures   | 5.481.650.000     | 14.779.952.040    |
| 2. Belanja Modal/Capital Expenditures  | 251.160.713.253   | 304.002.891.493   |
| 2.1 Belanja Modal Tanah/Land Capital Expenditure   | 1.282.719.408     | 29.958.753.449    |
| 2.2 Belanja Modal Perabotan Mesin/Equipment and Machinery Capital Expenditure                    | 79.475.721.306    | 125.167.670.997   |
| 2.3 Belanja Modal Gedung dan Bangunan/Building Capital Expenditure                               | 118.861.327.368   | 49.618.052.297    |
| 2.4 Belanja Modal Jalan, Jaringan, dan Irigasi/Road, Network, and Irrigation Capital Expenditure | 43.812.356.370    | 89.144.512.113    |
| 2.5 Belanja Modal Aset Tetap Lainnya/Other Fixed Assets Capital Expenditure                      | 7.286.258.061     | 10.113.902.637    |
| 2.6 Belanja Modal Aset Tak Berwujud/Intangible Asset Capital Expenditure                         | 442.330.740       | 0                 |
| 3. Belanja Tidak Terduga/Unexpected Expenditure  | 50.039.581.363    | 3.345.921.800     |
| 3.1 Belanja Tidak Terduga/Unexpected Expenditure   | 50.039.581.363    | 3.345.921.800     |
| 4. Belanja Transfer/Transfer Expenditures  | 641.588.574.467   | 683.242.991.999   |
| 4.1 Belanja Bagi Hasil/Expenditure for profit sharing  | 13.628.409.596    | 18.398.958.004    |
| 4.2 Belanja Bantuan Keuangan/Expenditure of Financial Aid  | 627.960.164.871   | 664.844.033.995   |
| Jumlah/Total   | 2.413.163.788.892 | 2.570.326.001.677 |

Lanjutan Tabel/*Continued Table 2.4.2*

| Jenis Belanja/ Kind of Expenditures   | 2023              | 2024 <sup>1</sup> |
|---|-------------------|-------------------|
| (1)   | (4)               | (5)               |
| 1. Belanja Operasi/Operation Expenditure  | 1.711.794.748.890 | 1.912.219.026.392 |
| 1.1 Belanja Pegawai/Personnel Expenditures  | 979.808.617.479   | 1.147.555.914.649 |
| 1.2 Belanja Barang dan Jasa/Goods and Services Expenditure                                      | 553.587.132.203   | 580.308.946.970   |
| 1.3 Belanja Hibah/Grant Expenditures  | 173.254.489.708   | 178.695.982.973   |
| 1.4 Belanja Bantuan Sosial/Social Aid Expenditures  | 5.144.509.500     | 5.658.181.800     |
| 2. Belanja Modal/Capital Expenditures   | 318.001.060.309   | 300.038.589.964   |
| 2.1 Belanja Modal Tanah/Land Capital Expenditure  | 837.573.180       | 15.601.780        |
| 2.2 Belanja Modal Perabotan dan Mesin/Equipment and Machinery Capital Expenditure               | 111.034.686.354   | 97.491.373.887    |
| 2.3 Belanja Modal Gedung dan Bangunan/Building Capital Expenditure                              | 121.599.150.695   | 102.238.004.134   |
| 2.4 Belanja Modal Jalan, Jaringan dan Irigasi/Road, Network, and Irrigation Capital Expenditure | 67.330.738.100    | 86.415.388.168    |
| 2.5 Belanja Modal Aset Tetap Lainnya/Other Fixed Assets Capital Expenditure                     | 14.017.171.980    | 9.039.088.995     |
| 2.6 Belanja Modal Aset Tak Berwujud/Intangible Asset Capital Expenditure                        | 3.181.740.000     | 4.839.133.000     |
| 3. Belanja Tidak Terduga/Unexpected Expenditure   | 5.106.915.740     | 4.120.214.822     |
| 3.1 Belanja Tidak Terduga/Unexpected Expenditure  | 5.106.915.740     | 4.120.214.822     |
| 4. Belanja Transfer/Transfer Expenditures   | 652.922.214.101   | 654.221.721.549   |
| 4.1 Belanja Bagi Hasil/Expenditure for profit sharing   | 19.923.238.867    | 22.014.336.507    |
| 4.2 Belanja Bantuan Keuangan/Expenditure for Financial Aid                                      | 632.998.975.234   | 632.207.385.042   |
| Jumlah/Total  | 2.687.824.939.040 | 2.870.599.552.727 |

Catatan/Note: <sup>1</sup> Data belum diaudit/Data Unaudited

Sumber/Source: Badan Pendapatan Pengelolaan Keuangan dan Aset Daerah Kabupaten Magelang/Board of Revenue, Financial and Regional Assets Management of Magelang Regency

**Tabel 2.4.3** **Anggaran Pendapatan Pemerintah Kabupaten Magelang Menurut Jenis Pendapatan (rupiah), 2023–2025**  
***Budget Magelang Regency Government Revenues by Kind of Revenues (rupiah), 2023–2025***

| Jenis Pendapatan/Kind of Revenues   | Anggaran Pendapatan 2023 (Penetapan per Tanggal 28 Desember 2022) | Anggaran Pendapatan 2024 (Penetapan per Tanggal 28 Desember 2023) |
|---|---|---|
| (1)   | (2)   | (3)   |
| 4.1 Pendapatan Asli Daerah (PAD)/Regional Revenue   | 432.819.901.874   | 459.053.234.338   |
| 4.1.01 Pajak Daerah/Regional Taxes  | 163.822.957.907   | 173.916.518.657   |
| 4.1.02 Retribusi Daerah/Regional Retribution  | 30.609.442.000  | 241.292.922.730   |
| 4.1.03 Hasil Pengelolaan Kekayaan Daerah yang Dipisahkan/Revenue of Separated Management of Regional Wealth   | 31.267.381.928  | 31.570.000.000  |
| 4.1.04 Lain-lain PAD yang Sah/Other Regional Revenue  | 207.120.120.039   | 12.273.792.951  |
| 4.2 Pendapatan Transfer/Transfer Revenue  | 2.025.292.476.707   | 2.203.244.728.888   |
| 4.2.01 Pendapatan Transfer Pemerintah Pusat/Central Government Transfer Revenue   | 1.853.488.200.626   | 1.987.159.543.888   |
| 4.2.02 Pendapatan Transfer Antar Daerah/Inter-Regional Transfer Revenue   | 171.804.276.081   | 216.085.185.000   |
| 4.3 Lain-lain Pendapatan yang Sah/Other Revenue   | 21.497.000.000  | 11.150.811.000  |
| 4.3.01 Pendapatan Hibah/Grant   | 21.497.000.000  | 11.150.811.000  |
| 4.3.02 Lain-lain Pendapatan Sesuai dengan Ketentuan Peraturan Perundang-Undangan/Other Income in accordance with the Provisions of Laws and Regulations | –   | –   |
| Jumlah/Total  | 2.479.609.378.581   | 2.673.448.774.226   |

Lanjutan Tabel/*Continued Table 2.4.3*

| Jenis Pendapatan/Kind of Revenues |  | Anggaran Pendapatan 2025<br>( Penetapan per Tanggal 30<br>Desember 2024) |
|-----------------------------------|--|--|
| (1)                               |  | (4)  |
| 4.1                               | Pendapatan Asli Daerah (PAD)/Regional Revenue  | 600.433.997.871  |
| 4.1.01                            | Pajak Daerah/Regional Taxes  | 295.693.741.433  |
| 4.1.02                            | Retribusi Daerah/Regional Retribution  | 255.394.056.642  |
| 4.1.03                            | Hasil Pengelolaan Kekayaan Daerah yang Dipisahkan/Revenue of Separated Management of Regional Wealth   | 36.383.590.923   |
| 4.1.04                            | Lain-lain PAD yang Sah/Other Regional Revenue  | 12.962.608.873   |
| 4.2                               | Pendapatan Transfer/Transfer Revenue   | 2.080.529.962.022  |
| 4.2.01                            | Pendapatan Transfer Pemerintah Pusat/Central Government Transfer Revenue   | 1.946.404.939.000  |
| 4.2.02                            | Pendapatan Transfer Antar Daerah/Inter-Regional Transfer Revenue   | 134.125.023.022  |
| 4.3                               | Lain-lain Pendapatan yang Sah/Other Revenue  | 12.504.200.000   |
| 4.3.01                            | Pendapatan Hibah/Grant   | 12.504.200.000   |
| 4.3.03                            | Lain-lain Pendapatan Sesuai dengan Ketentuan Peraturan Perundang-Undangan/Other Income in accordance with the Provisions of Laws and Regulations | –  |
| <b>Jumlah/Total</b>               |  | <b>2.693.468.159.893</b>   |

Sumber/Source: Badan Pendapatan Pengelolaan Keuangan dan Aset Daerah Kabupaten Magelang/Board of Revenue, Financial and Regional Assets Management of Magelang Regency

**Tabel 2.4.4** **Anggaran Belanja Pemerintah Kabupaten Magelang Menurut Jenis Belanja (rupiah), 2023–2025**  
**Budget Magelang Regency Government Expenditures by Kind of Expenditures (rupiah), 2023–2025**

| Jenis Belanja<br>Kind of Expenditures   | Anggaran Belanja 2023<br>(Penetapan per Tanggal<br>28 Desember 2022) | Anggaran Belanja 2024<br>(Penetapan per Tanggal<br>28 Desember 2023) |
|---|--|--|
| (1)   | (3)  | (2)  |
| 5.1 Belanja Operasi/Operation Expenditure   | 1.837.077.429.622  | 1.986.083.982.166  |
| 5.1.1 Belanja Pegawai/Personnel Expenditure   | 1.135.700.310.622  | 1.224.721.014.430  |
| 5.1.2 Belanja Barang dan Jasa/Goods and Services Expenditure                                      | 560.030.333.295  | 581.220.091.437  |
| 5.1.3 Belanja Hibah/Grant Expenditure   | 135.822.101.205  | 174.581.390.524  |
| 5.1.4 Belanja Bantuan Sosial/Social Aid Expenditure   | 5.524.684.500  | 5.561.485.775  |
| 5.2 Belanja Modal/Capital Expenditures  | 255.241.499.546  | 299.431.728.020  |
| 5.2.1 Belanja Modal Tanah/Land Capital Expenditure  | 10.000.000   | 8.183.618.566  |
| 5.2.2 Belanja Modal Peralatan dan Mesin/Equipment and Machinery Capital Expenditure               | 74.537.839.580   | 88.823.024.732   |
| 5.2.3 Belanja Modal Gedung dan Bangunan/Building and Building Capital Expenditure                 | 119.367.022.275  | 106.859.093.724  |
| 5.2.4 Belanja Modal Jalan, Jaringan, dan Irigasi/Road, Network and Irrigation Capital Expenditure | 48.369.610.577   | 79.061.913.643   |
| 5.2.5 Belanja Modal Aset Tetap Lainnya/Other Fixed Assets Capital Expenditure                     | 12.957.027.114   | 9.208.155.884  |
| 5.2.6 Belanja Modal Aset Lainnya/Other Assets   | –  | 7.295.921.471  |
| 5.3 Belanja Tidak Terduga/Unexpected Expenditure  | 15.000.000.000   | 17.438.117.463   |
| 5.3.1 Belanja Tidak Terduga/Unexpected Expenditure  | 15.000.000.000   | 17.438.117.463   |
| 5.4 Belanja Transfer/Transfer Expenditure   | 613.462.065.082  | 643.875.001.832  |
| 5.4.1 Belanja bagi Hasil/Expenditure for Profit Sharing   | 19.622.425.789   | 20.046.815.379   |
| 5.4.2 Belanja bantuan Keuangan/Expenditure for Financial Aid                                      | 593.839.639.293  | 623.828.186.453  |
| Jumlah/Total  | 2.720.780.994.250  | 2.946.828.829.481  |

Lanjutan Tabel/*Continued Table 2.4.4*

| Jenis Belanja<br>Kind of Expenditures |   | Anggaran Belanja 2025<br>(Penetapan per Tanggal 30<br>Desember 2024) |
|---------------------------------------|---|--|
| (1)                                   |   | (2)  |
| 5.1                                   | Belanja Operasi/Operation Expenditure   | 1.909.971.121.621  |
| 5.1.1                                 | Belanja Pegawai/Personnel Expenditure   | 1.207.227.134.084  |
| 5.1.2                                 | Belanja Barang dan Jasa/Goods and Services Expenditure                                      | 593.646.344.914  |
| 5.1.3                                 | Belanja Hibah/Grant Expenditure   | 104.680.106.633  |
| 5.1.4                                 | Belanja Bantuan Sosial/Social Aid Expenditure   | 4.417.535.990  |
| 5.2                                   | Belanja Modal/Capital Expenditures  | 179.205.542.330  |
| 5.2.1                                 | Belanja Modal Tanah/Land Capital Expenditure  | 2.500.000.000  |
| 5.2.2                                 | Belanja Modal Peralatan dan Mesin/Equipment and Machinery Capital Expenditure               | 84.756.113.238   |
| 5.2.3                                 | Belanja Modal Gedung dan Bangunan/Building and Building Capital Expenditure                 | 52.446.395.890   |
| 5.2.4                                 | Belanja Modal Jalan, Jaringan, dan Irigasi/Road, Network and Irrigation Capital Expenditure | 26.661.204.840   |
| 5.2.5                                 | Belanja Modal Aset Tetap Lainnya/Other Fixed Assets Capital Expenditure                     | 7.788.742.774  |
| 5.2.6                                 | Belanja Modal Aset Lainnya/Other Assets   | 5.053.085.587  |
| 5.3                                   | Belanja Tidak Terduga/Unexpected Expenditure  | 22.875.000.000   |
| 5.3.1                                 | Belanja Tidak Terduga/Unexpected Expenditure  | 22.875.000.000   |
| 5.4                                   | Belanja Transfer/Transfer Expenditure   | 649.019.905.421  |
| 5.4.1                                 | Belanja bagi Hasil/ Expenditure for Profit Sharing  | 32.952.634.208   |
| 5.4.2                                 | Belanja bantuan Keuangan/ Expenditure for Financial Aid                                     | 616.067.271.213  |
| <b>Jumlah/Total</b>                   |   | <b>2.761.071.569.372</b>   |

Sumber/Source: Badan Pendapatan Pengelolaan Keuangan dan Aset Daerah Kabupaten Magelang Board of Revenue, Financial and Regional Assets Management of Magelang Regency



# 03

## BAB

### PENDUDUK DAN KETENAGAKERJAAN

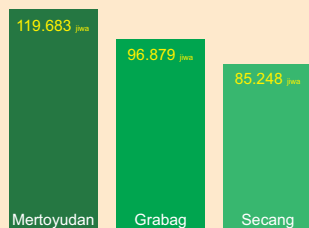
#### Population and Employment

Jumlah Penduduk Kabupaten Magelang 2024 sebanyak 1.341.447 jiwa dengan kepadatan penduduk 1.187 jiwa/km<sup>2</sup>

*Population of Magelang district reaches 1.341.447 people with population density 1.187 people/square km*

Kecamatan dengan penduduk **TERBANYAK**

*Subdistricts with the most population*



Laki-laki/*Male*

**674.347** orang/people

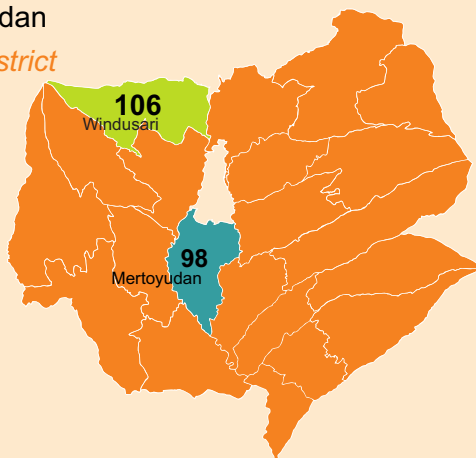


Perempuan/*Female*

**667.100** orang/people

Rasio jenis kelamin tertinggi di Kecamatan Windusari dan terendah di Kecamatan Mertoyudan

*Highest sex ratio in Windusari Subdistrict and the lowest sex ratio in Mertoyudan Subdistrict.*



Sumber : Dinas Kependudukan dan Pencatatan Sipil Kabupaten Magelang

*Source: Demography and Certificate Service of Magelang Regency*



## PENJELASAN TEKNIS

1. Salah satu sumber data kependudukan adalah sensus penduduk yang dilaksanakan setiap sepuluh tahun sekali. Sensus penduduk telah dilaksanakan sebanyak tujuh kali sejak Indonesia merdeka, yaitu tahun 1961, 1971, 1980, 1990, 2000, 2010, dan 2020.

Keenam sensus penduduk sebelumnya dilaksanakan dengan menggunakan metode tradisional, yaitu mencatat setiap penduduk dari rumah ke rumah. Pertama kalinya dalam sejarah sensus penduduk di Indonesia, Sensus Penduduk 2020 (SP2020) menggunakan metode kombinasi yaitu dengan memanfaatkan data Administrasi Kependudukan (Adminduk) dari Direktorat Jenderal Kependudukan dan Pencatatan Sipil (Ditjen Dukcapil) Kementerian Dalam Negeri (Kemendagri) sebagai data dasar pelaksanaan SP2020. Hal ini dirancang dan dilaksanakan sebagai upaya untuk mewujudkan "SATU DATA KEPENDUDUKAN INDONESIA".

SP2020 mencakup seluruh penduduk yang tinggal di wilayah teritorial Indonesia, mencakup Warga Negara Indonesia (WNI) dan Warga Negara Asing (WNA) yang telah menetap atau berencana menetap di wilayah Indonesia selama minimal satu tahun. WNI yang dicakup juga termasuk mereka yang berada di

## TECHNICAL NOTES

1. One of the sources of demographic data is population census, which is conducted every ten years. Population Census has been conducted seven times since Indonesia's independence: 1961, 1971, 1980, 1990, 2000, 2010, and 2020.

*The previous six population censuses were carried out using the traditional method, canvassing each person door-to-door. For the first time in the history of the population census in Indonesia, the 2020 Population Census (PC2020) used a combined method, that is utilizing Population Administration data managed by the Directorate General of Population and Civil Registration of the Ministry of Home Affairs as the basic data for the population census. This is designed and implemented as an effort to realize "ONE INDONESIAN POPULATION DATA".*

*PC2020 covered all residents who live in Indonesia's territory, including Indonesian citizens (WNI) and foreign citizens (WNA) who have stayed or plan to stay in Indonesian territory for at least one year. The Indonesian citizens who are covered also include those who are abroad,*

luar negeri, yaitu Anggota Korps Diplomatik Republik Indonesia beserta keluarganya di luar negeri dan Anggota TNI/POLRI beserta keluarganya yang sedang melakukan misi perdamaian di luar negeri.

Untuk tahun yang tidak dilaksanakan sensus penduduk, data kependudukan diperoleh dari hasil proyeksi penduduk. Proyeksi penduduk merupakan suatu perhitungan ilmiah yang didasarkan pada asumsi dari komponen-komponen perubahan penduduk, yaitu kelahiran, kematian, dan migrasi (migrasi internasional dan migrasi risen antar provinsi). Proyeksi penduduk interim 2020-2024 dihitung menggunakan data dasar penduduk hasil perapihan umur dari data Administrasi Kependudukan dan SP2020 dengan menggunakan asumsi Angka Kelahiran Total sejak tahun 2020 konstan 2,1 (sesuai Proyeksi Survei Penduduk antar Sensus (SUPAS) 2015-2045), Angka Kematian Bayi (AKB) meneruskan hasil Proyeksi SUPAS 2015-2045, dan pola migrasi 2020 sama dengan pola migrasi hasil SUPAS 2015.

Dalam publikasi ini, data yang disajikan merupakan hasil SP2020 (September), dan hasil proyeksi penduduk interim 2020-2024 (pertengahan tahun/Juni).

*namely members of the Diplomatic Corps of the Republic of Indonesia and their families abroad and members of the TNI/POLRI and their families who are carrying out Peace keeping Missions abroad.*

*For the periods besides the census year, population projection is applied to estimate population for those years. The population projection is an estimation based on the demographic components, such as birth, death, and migration (international migration and recent migration). The interim population projection for 2020-2024 is calculated from the single age smoothed combined from Population Administration Data and the 2020 Population Census. It uses the assumption that the Total Fertility Rate (TFR) since 2020 is constant at 2.1 (according to the population projection of 2015-2045 Intercensal Population Survey (SUPAS)), Infant Mortality Rate (IMR) continues the results of the 2015-2045 SUPAS Projection, and the 2020 migration pattern is the same as the pattern of migration in SUPAS2015 results.*

*The data presented in this publication are the PC2020 results (September) and the result of interim population projection 2020-2024 (midyear/June).*

2. Penduduk Indonesia adalah semua orang yang berdomisili di wilayah teritorial Indonesia, mencakup Warga Negara Indonesia (WNI) dan Warga Negara Asing (WNA) yang telah menetap selama satu tahun atau lebih atau berencana menetap di wilayah Indonesia selama minimal satu tahun. Pada sensus sebelumnya referensi waktu dalam konsep kependudukan adalah enam bulan. Perubahan ini didasari oleh UU No. 24 Tahun 2013 tentang Perubahan atas UU No. 23 Tahun 2006 tentang Administrasi Kependudukan pada Pasal 15.

3. Laju pertumbuhan penduduk per tahun adalah angka yang menunjukkan rata-rata tingkat pertambahan penduduk per tahun dalam jangka waktu tertentu. Angka ini dinyatakan sebagai persentase dari penduduk dasar. Metode penghitungan laju pertumbuhan penduduk yang digunakan oleh BPS adalah metode geometrik.

4. Kepadatan penduduk adalah ukuran persebaran penduduk yang menunjukkan jumlah penduduk untuk setiap kilometer persegi luas wilayah.

2. *The population of Indonesia are all people who live in Indonesia's territory, including Indonesian citizens and foreign citizens who have lived for one year or more or plan to stay in Indonesia territory for at least one year. In the previous census the time reference in the population concept was six months. This change is based on Law no.24 of 2013 concerning Amendments to Law no. 23 of 2006 concerning Population Administration in Article 15.*

3. *Annual population growth rate is a number that shows the average rate of population growth per year in a certain period. This rate is a percentage of the basic population. The method used by Statistics Indonesia is the geometric method.*

4. *Population density is a measure of the distribution of the population which shows the total population for each square kilometer of area.*

5. Rasio jenis kelamin adalah perbandingan antara jumlah penduduk laki-laki dan jumlah penduduk perempuan pada suatu daerah dan waktu tertentu, yang biasanya dinyatakan dalam banyaknya penduduk laki-laki per 100 perempuan.

6. Distribusi penduduk adalah pola persebaran penduduk di suatu wilayah, baik berdasarkan batas-batas geografis maupun berdasarkan batas-batas administrasi pemerintahan.

7. Komposisi penduduk adalah pola persebaran penduduk menurut karakteristiknya, contoh: penduduk menurut kelompok umur, penduduk menurut jenis kelamin.

8. Sumber data kependudukan lainnya berasal dari hasil registrasi penduduk di Dinas Kependudukan dan Pencatatan Sipil Kabupaten Magelang yang merupakan data penduduk hasil administrasi kependudukan secara hukum.

9. Penduduk usia kerja adalah penduduk yang berumur 15 tahun ke atas.

10. Angkatan kerja adalah penduduk usia kerja (15 tahun ke atas) yang bekerja, punya pekerjaan namun sementara tidak bekerja, dan pengangguran.

*5. Sex ratio is the ratio between total male population and female population in a certain area and at a certain time, which is usually stated in the number of male residents per 100 females*

*6. Population distribution is the pattern of population distribution in an area, either by geographic boundaries or by government administrative boundaries.*

*7. Population composition is the pattern of population distribution by its characteristics, example: population by age group, population by sex.*

*8. Another source of population data from the results of population registration at the Department of Population and Civil Demography and Certificate Service of Magelang Regency which are population data resulting from population administration by de jure.*

*9. Working age population is persons of 15 years and over.*

*10. Labor force or economically active are persons of 15 years and over, who in the previous week were working, temporarily absent from work but having jobs, and unemployment.*

11. Bekerja adalah kegiatan ekonomi yang dilakukan oleh seseorang dengan maksud memperoleh atau membantu memperoleh pendapatan atau keuntungan dan lamanya bekerja paling sedikit 1 jam secara terus menerus dalam seminggu yang lalu (termasuk pekerja keluarga tanpa upah yang membantu dalam suatu usaha/kegiatan ekonomi).

12. Jumlah jam kerja seluruhnya adalah jumlah jam kerja yang digunakan untuk bekerja (tidak termasuk jam kerja istirahat resmi dan jam kerja yang digunakan untuk hal-hal di luar pekerjaan).

13. Lapangan usaha adalah bidang kegiatan dari pekerjaan/tempat bekerja di mana seseorang bekerja. Klasifikasi lapangan usaha mengikuti Klasifikasi Baku Lapangan Usaha Indonesia (KBLI) dalam 1 digit.

14. Status pekerjaan adalah kedudukan seseorang dalam unit usaha/kegiatan dalam melakukan pekerjaan.

15. Berusaha sendiri tanpa dibantu orang lain adalah bekerja atau berusaha dengan menanggung risiko secara ekonomis, yaitu dengan tidak kembalinya ongkos produksi yang telah dikeluarkan dalam rangka usahanya tersebut, serta tidak menggunakan pekerja dibayar maupun pekerja tak dibayar, termasuk yang sifat pekerjaannya memerlukan teknologi atau keahlian khusus.

*11. Working is economic activity conducted by a person and intended to earn income by doing work or helping to do work at least one hour continuously during the reference week (including unpaid family worker/s for any economic activity).*

*12. Total working hours is the total hours spent by an employee to perform all jobs (excluding the time used for other activities which are not classified as work).*

*13. Industry is field of a person's activity or establishment. The classification of industries follows the Indonesia Standard Industrial Classification (KBLI) in one digit.*

*14. Employment status is the status of a person at his place of work or establishment where he was employed.*

*15. Own-account worker is a person who works at his own risk without assisted by paid per mount worker or unpaid worker include technical job or skill job.*

16. Berusaha dibantu buruh tidak tetap/buruh tidak dibayar adalah bekerja atau berusaha atas risiko sendiri, dan menggunakan buruh/pekerja tak dibayar dan atau buruh/pekerja tidak tetap.

17. Berusaha dibantu buruh tetap/buruh dibayar adalah berusaha atas risiko sendiri dan mempekerjakan paling sedikit satu orang buruh/pekerja tetap yang dibayar.

18. Buruh/karyawan/pegawai adalah seseorang yang bekerja pada orang lain atau instansi/kantor/perusahaan secara tetap dengan menerima upah/gaji baik berupa uang maupun barang. Buruh yang tidak mempunyai majikan tetap, tidak digolongkan sebagai buruh/karyawan, tetapi sebagai pekerja bebas. Seseorang dianggap memiliki majikan tetap jika memiliki 1 (satu) majikan (orang/rumah tangga) yang sama dalam sebulan terakhir, khusus pada sektor bangunan batasannya tiga bulan. Apabila majikannya instansi/lembaga, boleh lebih dari satu.

19. Pekerja bebas adalah seseorang yang bekerja pada orang lain/majikan/institusi yang tidak tetap (lebih dari 1 majikan dalam sebulan terakhir) di usaha pertanian baik berupa usaha rumah tangga maupun bukan usaha rumah tangga, ataupun di nonpertanian atas dasar balas jasa dengan menerima upah atau imbalan baik berupa uang maupun barang, dan baik dengan sistem pembayaran harian maupun borongan

*Employer assisted by temporary workers/unpaid worker is a person who works at his own risk and assisted by temporary worker/unpaid worker.*

*17. Employer assisted by permanent workers/paid workers is a person who does his business at her/his own risk at least one assisted by paid permanent worker.*

*18. Employee is a person who work permanently for other people or institution/office/company and gains some money/cash or goods as wage/salary. Labor who have no permanent employer is not categorized as a laborer/worker/employee but casual worker. A laborers in general is considered to have a permanent employer if he has the same employer during the past month, particularly for building construction sector is 3 months. If the employer is an institution, more than 1 (one) employer is allowed.*

*19. Casual employee is a person who does not work permanently for other people/employer/institution (more than 1 employer during the last 1 month) in agricultural sector, either home industry or not home industry, or in non-agricultural sector based on remuneration paid with money or goods, and based on daily or contact payment system.*

20. Pekerja tak dibayar adalah seseorang yang bekerja membantu usaha untuk memperoleh penghasilan/keuntungan yang dilakukan oleh salah seorang anggota rumah tangga atau bukan anggota rumah tangga tanpa mendapat upah/gaji baik berupa uang maupun barang.

20. *Unpaid worker is a person who intended to work without pay, either with money or good, in an establishment run by other members of the family, relative or neighbour.*

**ULASAN**

**DESCRIPTION**

**Penduduk**

**Population**

Penduduk Kabupaten Magelang tahun 2024 berdasarkan Proyeksi Penduduk Kabupaten/Kota Provinsi Jawa Tengah 2020-2035 Sensus Penduduk 2020 sebanyak 1.341.447 jiwa yang terdiri dari 674.347 jiwa penduduk laki-laki dan 667.100 jiwa penduduk perempuan.

*The population of Magelang Regency 2024 based on the results of 2020–2035 Indonesia population projection result of 2020 Population Census is 1,341,447 people, consisting of 674,347 male residents and 667,100 female residents.*

Laju pertumbuhan penduduk Kabupaten Magelang dari tahun 2023 ke 2024 adalah 0,81 persen per tahun. Sedangkan rasio jenis kelamin tahun 2023 sebesar 101.

*Annual population growth rate of Magelang Regency from 2023 until 2024 was 0.81 percent per year. Meanwhile, the gender ratio in 2023 is 101.*

Kepadatan penduduk di Kabupaten Magelang tahun 2024 mencapai 1.187 jiwa/km<sup>2</sup>. Kepadatan tertinggi berada di Kecamatan Muntilan sebesar 2.686 jiwa/km<sup>2</sup> dan terendah di Kecamatan Kajoran sebesar 712 jiwa/km<sup>2</sup>.

*Population density of Magelang Regency in 2024 reached 1,187 people per sq.km. The highest population density in Muntilan District with 2,686 people per sq.km and the lowest in Kajoran District with 712 people per sq.km.*

**Ketenagakerjaan**

**Employment**

Berdasarkan hasil Survei Angkatan Kerja Nasional (Sakernas), angkatan kerja di Kabupaten Magelang tahun 2024 mencapai 823.413 orang. Tingkat Partisipasi Angkatan Kerja (TPAK) tercatat sebesar 77,72 persen. Sedangkan Tingkat Pengangguran Terbuka (TPT) mencapai persen 3,55 persen.

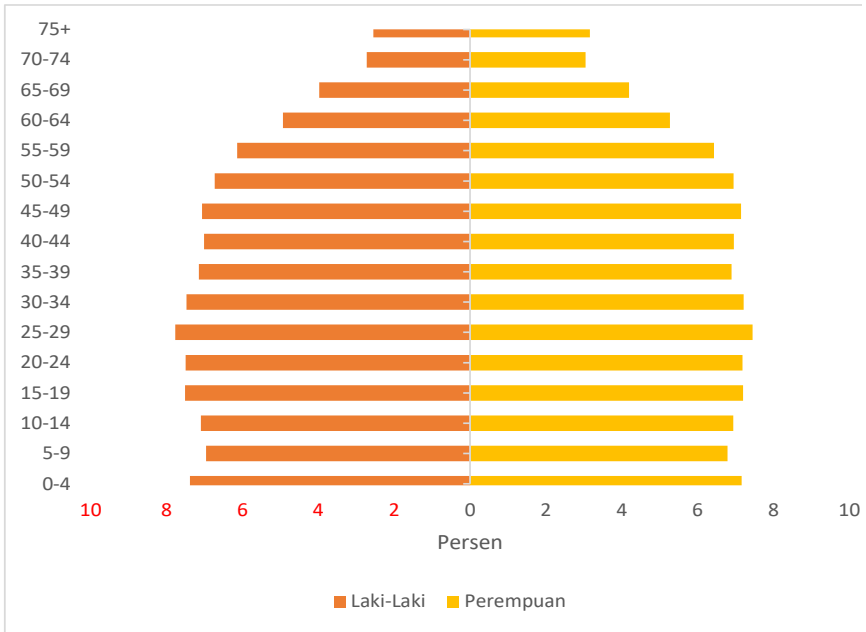
*Based on National Labour Force Survey, the number of Economically Active of Magelang Regency in 2024 reach 823,413 people. Economically Active Partisipation Rate was recorded at percent. Meanwhile the Unemployment Rate was recorded at 3.55 percent.*

Jumlah penduduk yang bekerja pada Agustus 2024 sebesar 794.173 orang. Sektor jasa merupakan sektor yang paling banyak menyerap tenaga kerja. Sektor jasa mampu menyerap hingga 325.892 pekerja atau 41,04% dari total penduduk yang bekerja. Sementara sektor manufaktur merupakan sektor yang paling sedikit menyerap tenaga kerja yaitu hanya menyerap 199.008 pekerja atau sekitar 25,06%.

Proporsi terbesar pada Agustus 2024 masih didominasi oleh buruh/karyawan/pegawai sebesar 31,37% atau 249.170 orang. Sementara proporsi terkecil pekerja adalah pekerja berusaha dibantu buruh tetap/buruh dibayar hanya sebesar 4,20% atau 33.390 orang.

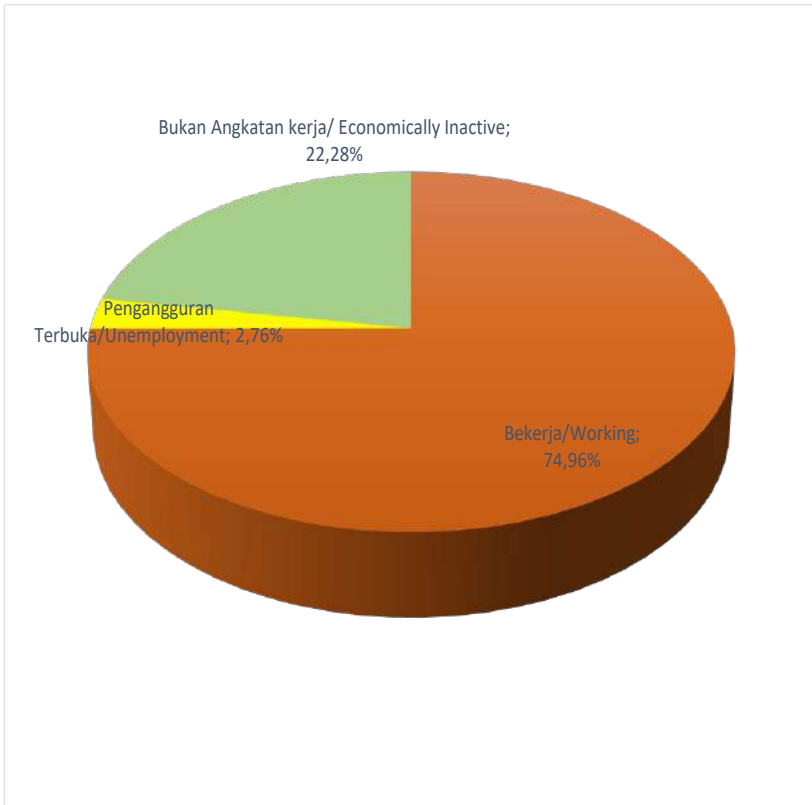
*The total number people who working of Magelang in August 2024 was 794,173 people. The sector of services was still the most worker absorbed sector that took 325,892 workers or about 41.04%. Manufactur was the least worker absorber one, which only 199,008 workers or about 25.06% absorbed.*

*The largest proportion of workers in August 2024 was still dominated by regular employee as 31.37% or 249,170 workers. While the smallest proportion is employer assisted by permanent worker/paid worker was only amounted to 4.20% or 33,390 workers.*



Sumber/ Source: Badan Pusat Statistik, Proyeksi Penduduk Kabupaten/Kota Provinsi Jawa Tengah 2020–2035 Hasil Sensus Penduduk 2020/ BPS-StatisticsIndonesia,2020–2035Indonesiaipopulationprojectionresultof2020PopulationCensus

**Gambar 3.1** Piramida Penduduk Kabupaten Magelang, 2024  
**Figures 3.1** Population Pyramid of Magelang Regency, 2024



Sumber/Source : Badan Pusat Statistik, Survei Angkatan Kerja Nasional Agustus/August National Labor Force Survey

**Gambar** 3.2  
**Figures**

**Persentase Penduduk Berumur 15 Tahun Ke Atas Menurut Jenis Kegiatan Selama Seminggu yang Lalu di Kabupaten Magelang, 2024**

*Percentage of Population Aged 15 Years and Over by Type of Activity During The Previous Week in Magelang Regency, 2024*

**3.1 PENDUDUK  
POPULATION**

**Tabel 3.1.1 Penduduk, Laju Pertumbuhan Penduduk, Distribusi Persentase Penduduk, Kepadatan Penduduk, dan Rasio Jenis Kelamin Penduduk Menurut Kecamatan di Kabupaten Magelang, 2024**  
*Population, Population Growth Rate, Percentage Distribution of Population, Population Density, and Population Sex Ratio by District in Magelang Regency, 2024*

| Kecamatan<br>District | Penduduk/Population |                     |                 | Laju Pertumbuhan<br>Penduduk per Tahun<br>2023–2024 |
|-----------------------|---------------------|---------------------|-----------------|---|
|                       | Laki-laki<br>Male   | Perempuan<br>Female | Jumlah<br>Total | Annual Population Growth<br>Rate (%) 2023–2024      |
| (1)                   | (2)                 | (3)                 | (4)             | (5)   |
| 1 Salaman             | 38.570              | 38.367              | 76.937          | 1,01  |
| 2 Borobudur           | 32.498              | 32.131              | 64.629          | 0,98  |
| 3 Ngluwar             | 16.553              | 16.694              | 33.247          | 0,67  |
| 4 S a l a m           | 24.543              | 24.733              | 49.276          | 0,64  |
| 5 Srumbung            | 24.708              | 24.883              | 49.591          | 0,62  |
| 6 D u k u n           | 23.813              | 23.986              | 47.799          | 0,67  |
| 7 Muntilan            | 40.636              | 40.919              | 81.555          | 0,52  |
| 8 Mungkid             | 38.165              | 38.613              | 76.778          | 0,70  |
| 9 Sawangan            | 29.599              | 29.443              | 59.042          | 0,59  |
| 10 Candimulyo         | 25.982              | 25.351              | 51.333          | 0,78  |
| 11 Mertoyudan         | 59.199              | 60.484              | 119.683         | 0,84  |
| 12 Tempuran           | 27.289              | 26.766              | 54.055          | 0,98  |
| 13 Kajoran            | 31.670              | 30.715              | 62.385          | 1,26  |
| 14 Kaliangkrik        | 31.716              | 30.401              | 62.117          | 1,12  |
| 15 Bandongan          | 32.428              | 31.085              | 63.513          | 0,99  |
| 16 Windusari          | 27.506              | 26.055              | 53.561          | 0,94  |
| 17 Secang             | 42.594              | 42.654              | 85.248          | 0,84  |
| 18 Tegalrejo          | 27.602              | 27.856              | 55.458          | 0,21  |
| 19 Pakis              | 28.278              | 27.042              | 55.320          | 0,32  |
| 20 Grabag             | 49.091              | 47.788              | 96.879          | 1,13  |
| 21 Ngablak            | 21.907              | 21.134              | 43.041          | 0,80  |
| Kabupaten Magelang    | 674.347             | 667.100             | 1.341.447       | 0,81  |

Lanjutan Tabel/*Continued Table 3.1.1*

| Kecamatan<br>District | Persentase<br>Penduduk<br>Percentage of Total<br>Population | Kepadatan<br>Penduduk per km <sup>2</sup><br>Population Density<br>per sq.km | Rasio Jenis Kelamin<br>Penduduk<br>Population Sex Ratio |
|-----------------------|---|--|---|
| (1)                   | (6)   | (7)  | (8)   |
| 1 Salaman             | 5,74  | 1.119  | 100,53  |
| 2 Borobudur           | 4,82  | 1.122  | 101,14  |
| 3 Ngluwar             | 2,48  | 1.388  | 99,16   |
| 4 Sa l a m            | 3,67  | 1.547  | 99,23   |
| 5 Srumbung            | 3,70  | 802  | 99,30   |
| 6 D u k u n           | 3,56  | 830  | 99,28   |
| 7 Muntilan            | 6,08  | 2.686  | 99,31   |
| 8 Mungkid             | 5,72  | 1.908  | 98,84   |
| 9 Sawangan            | 4,40  | 799  | 100,53  |
| 10 Candimulyo         | 3,83  | 1.041  | 102,49  |
| 11 Mertoyudan         | 8,92  | 2.586  | 97,88   |
| 12 Tempuran           | 4,03  | 1.141  | 101,95  |
| 13 Kajoran            | 4,65  | 719  | 103,11  |
| 14 Kaliangkrik        | 4,63  | 1.103  | 104,33  |
| 15 Bandongan          | 4,73  | 1.307  | 104,32  |
| 16 Windusari          | 3,99  | 860  | 105,57  |
| 17 Secang             | 6,35  | 1.658  | 99,86   |
| 18 Tegalrejo          | 4,13  | 1.448  | 99,09   |
| 19 Pakis              | 4,12  | 817  | 104,57  |
| 20 Grabag             | 7,22  | 1.172  | 102,73  |
| 21 Ngablak            | 3,21  | 919  | 103,66  |
| Kabupaten Magelang    | 100,00  | 1.187  | 101,09  |

Sumber/Source: Badan Pusat Statistik, Proyeksi Penduduk Kabupaten/Kota Provinsi Jawa Tengah 2020–2035 Hasil Sensus Penduduk 2020/  
BPS-Statistics Indonesia, 2020–2035 Indonesia population projection result of 2020 Population Census

**Tabel 3.1.2** Jumlah Penduduk Menurut Kelompok Umur dan Jenis Kelamin di Kabupaten Magelang, 2024  
*Population by Age Groups and Sex in Magelang Regency, 2024*

| Kelompok Umur<br>Age Groups | Jenis Kelamin/Sex |                     | Jumlah<br>Total  |
|-----------------------------|-------------------|---------------------|------------------|
|                             | Laki-Laki<br>Male | Perempuan<br>Female |                  |
| (1)                         | (2)               | (3)                 | (4)              |
| 0-4                         | 49.816            | 47.759              | 97.575           |
| 5-9                         | 46.962            | 45.310              | 92.272           |
| 10-14                       | 47.861            | 46.330              | 94.191           |
| 15-19                       | 50.700            | 48.033              | 98.733           |
| 20-24                       | 50.558            | 47.947              | 98.505           |
| 25-29                       | 52.396            | 49.724              | 102.120          |
| 30-34                       | 50.413            | 48.123              | 98.536           |
| 35-39                       | 48.195            | 45.995              | 94.190           |
| 40-44                       | 47.292            | 46.396              | 93.688           |
| 45-49                       | 47.638            | 47.659              | 95.297           |
| 50-54                       | 45.412            | 46.370              | 91.782           |
| 55-59                       | 41.433            | 42.923              | 84.356           |
| 60-64                       | 33.276            | 35.176              | 68.452           |
| 65-69                       | 26.813            | 27.957              | 54.770           |
| 70-74                       | 18.394            | 20.321              | 38.715           |
| 75+                         | 17.188            | 21.077              | 38.265           |
| <b>Kabupaten Magelang</b>   | <b>674.347</b>    | <b>667.100</b>      | <b>1.341.447</b> |

Sumber/Source: Badan Pusat Statistik Proyeksi Penduduk Kabupaten/Kota Provinsi Jawa Tengah 2020–2035 Hasil Sensus Penduduk 2020 / BPS-Statistics Indonesia, 2020–2035 Indonesia population projection result of 2020 Population Census

**Tabel 3.1.3 Kejadian Nikah Menurut Kecamatan di Kabupaten Magelang, 2024**  
**Table Number of Marriage by District in Magelang Regency, 2024**

|                   | Kecamatan<br>District | Nikah<br>Marriage |
|-------------------|-----------------------|-------------------|
|                   | (1)                   | (2)               |
| 1                 | Salaman               | 465               |
| 2                 | Borobudur             | 478               |
| 3                 | Ngluwar               | 184               |
| 4                 | Salaman               | 279               |
| 5                 | Srumbung              | 248               |
| 6                 | Dukun                 | 258               |
| 7                 | Muntilan              | 434               |
| 8                 | Mungkid               | 431               |
| 9                 | Sawangan              | 310               |
| 10                | Candimulyo            | 316               |
| 11                | Mertoyudan            | 615               |
| 12                | Tempuran              | 348               |
| 13                | Kajoran               | 429               |
| 14                | Kaliangkrik           | 367               |
| 15                | Bandongan             | 435               |
| 16                | Windusari             | 378               |
| 17                | Secang                | 508               |
| 18                | Tegalrejo             | 360               |
| 19                | Pakis                 | 359               |
| 20                | Grabag                | 672               |
| 21                | Ngablak               | 233               |
| Jumlah /<br>Total | 2024                  | 8.107             |
|                   | 2023                  | 8.656             |
|                   | 2022                  | 8.992             |
|                   | 2021                  | 9.080             |
|                   | 2020                  | 9.265             |
|                   | 2019                  | 10.126            |

Sumber/Source: KantorKementrianAgamaKabupatenMagelang/ReligiousAffairsofMagelangRegency

**Tabel 3.1.4** **Kejadian Cerai Berdasarkan Perolehan Akta Cerai Menurut Bulan di Kabupaten Magelang, 2024**  
*Divorce Based on Acquisition of Divorce Act by Month in Magelang Regency, 2024*

| Bulan<br>Mounth           | Cerai/<br>Divorce |
|---------------------------|-------------------|
| (1)                       | (2)               |
| Januari/January           | 155               |
| Februari/February         | 112               |
| Maret/March               | 130               |
| April/April               | 109               |
| Mei/May                   | 96                |
| Juni/June                 | 133               |
| Juli/July                 | 201               |
| Agustus/August            | 177               |
| September/September       | 129               |
| Oktober/October           | 168               |
| November/November         | 180               |
| Desember/December         | 154               |
| <b>Kabupaten Magelang</b> | <b>1.744</b>      |

Sumber/Source: Pengadilan Agama Mungkid/ Religion Court of Mungkid

**3.2 KETENAGAKERJAAN  
EMPLOYMENT**

**Tabel 3.2.1 Jumlah Penduduk Berumur 15 Tahun Ke Atas Menurut Jenis Kegiatan Selama Seminggu yang Lalu dan Jenis Kelamin di Kabupaten Magelang, 2024**  
*Number of Population Aged 15 Years and Over by Type of Activity During The Previous Week and Sex in Magelang Regency, 2024*

| Kegiatan Utama<br>Main Activity  | Jenis Kelamin/Sex |                     | Jumlah<br>Total |
|--|-------------------|---------------------|-----------------|
|  | Laki-Laki<br>Male | Perempuan<br>Female |                 |
| (1)  | (2)               | (3)                 | (4)             |
| Angkatan Kerja<br>Economically Active  | 464.412           | 359.001             | 823.413         |
| Bekerja/Working  | 445.217           | 348.956             | 794.173         |
| Pengangguran Terbuka/<br>Unemployment  | 19.195            | 10.045              | 29.240          |
| Bukan Angkatan Kerja<br>Economically Inactive  | 66.286            | 169.750             | 236.036         |
| Sekolah/Attending School   | 31.458            | 34.501              | 65.959          |
| Mengurus Rumah Tangga/<br>Housekeeping   | 13.732            | 122.520             | 136.252         |
| Lainnya/Others   | 21.096            | 12.729              | 33.825          |
| Kabupaten Magelang   | 530.698           | 528.751             | 1.059.449       |
| Tingkat Kesempatan Kerja (TKK)/<br>Employment Rate                                     | 95,87             | 97,20               | 96,45           |
| Tingkat Partisipasi Angkatan Kerja<br>(TPAK)<br>Economically Active Participation Rate | 87,51             | 67,90               | 77,72           |
| Tingkat Pengangguran Terbuka (TPT)<br>Unemployment Rate                                | 4,13              | 2,80                | 3,55            |

Sumber/Source: Badan Pusat Statistik Survei Angkatan Kerja Nasional (Sakernas) Agustus/BPS-Statistic Indonesia August National Labor Force Survey

**Tabel**  
**Table** 3.2.2

**Penduduk Berumur 15 Tahun Ke Atas Menurut Pendidikan Tertinggi yang Ditamatkan dan Jenis Kegiatan Selama Seminggu yang Lalu di Kabupaten Magelang, 2024**  
*Population 15 Years of Age and Over by Educational Attainment and Type of Activity During the Previous Week in Magelang Regency, 2024*

| Pendidikan Tertinggi yang Ditamatkan <sup>1</sup><br>Educational Attainment <sup>1</sup> | Angkatan Kerja/Economically Active |  |   |
|--|------------------------------------|--|---|
|  | Bekerja/<br>Working                | Pengangguran/<br>Unemployment <sup>2</sup> | Jumlah Angkatan Kerja<br>Total of Economically Active |
| (1)  | (2)                                | (3)  | (4)   |
| ≤ Sekolah Dasar (SD)   | 357.274                            | 4.481                                      | 361.755   |
| Sekolah Menengah Pertama   | 177.555                            | 7.758                                      | 185.313   |
| Sekolah Menengah Atas  | 205.620                            | 15.961                                     | 221.581   |
| Perguruan Tinggi   | 53.724                             | 1.040                                      | 54.764  |
| Kabupaten Magelang   | 794.173                            | 29.240                                     | 823.413   |

Lanjutan Tabel/*Continued Table* 3.2.2

| Pendidikan Tertinggi yang Ditamatkan <sup>1</sup><br>Educational Attainment <sup>1</sup> | Persentase Bekerja terhadap Angkatan Kerja | Bukan Angkatan Kerja<br>Not Economically Active |
|--|--|---|
| (1)  | (5)  | (6)   |
| ≤ Sekolah Dasar (SD)   | 98,76%                                     | 89.794  |
| Sekolah Menengah Pertama   | 95,81%                                     | 86.408  |
| Sekolah Menengah Atas  | 92,80%                                     | 47.997  |
| Perguruan Tinggi   | 98,10%                                     | 11.837  |
| Kabupaten Magelang   | 96,45%                                     | 236.036   |

Sumber/Source: Badan Pusat Statistik, Survei Angkatan Kerja Nasional (Sakernas) Agustus/BPS-Statistic Indonesia August National Labor Force Survey

Lanjutan Tabel/*Continued Table* 3.2.2

| Pendidikan Tertinggi yang Ditamatkan <sup>1</sup><br>Educational Attainment <sup>1</sup> | Jumlah Penduduk Usia 15 tahun ke atas/<br>Total of Population 15 Years of Age | Persentase Angkatan Kerja terhadap Penduduk Usia Kerja<br>Percentage of Economically Active to Working Age Population |
|--|---|---|
| (1)  | (7)   | (8)   |
| ≤ Sekolah Dasar (SD)   | 451.549   | 80,11   |
| Sekolah Menengah Pertama   | 271.721   | 68,20   |
| Sekolah Menengah Atas  | 269.578   | 82,20   |
| Perguruan Tinggi   | 66.601  | 82,23   |
| Kabupaten Magelang   | 1.059.449   | 77,72   |

Sumber/Source: Badan Pusat Statistik, Survei Angkatan Kerja Nasional (Sakernas) Agustus/BPS-Statistics Indonesia, August National Labor Force Survey

**Tabel**  
**Table** 3.2.3

**Persentase Penduduk Berumur 15 Tahun Ke Atas Menurut Jenis Kegiatan Selama Seminggu yang Lalu di Kabupaten Magelang, 2020 - 2024**  
**Percentage of Population 15 Years of Age and Over by Type of Activity During the Previous Week in Magelang Regency, 2020 - 2024**

| Kegiatan Utama<br>Main Activity  | 2020   | 2021   | 2022   | 2023   | 2024   |
|--|--------|--------|--------|--------|--------|
| (1)  | (2)    | (3)    | (4)    | (5)    | (6)    |
| Angkatan Kerja<br>Economically Active  | 76,60  | 75,78  | 79,57  | 79,45  | 77,72  |
| Bekerja/Working  | 73,33  | 71,97  | 75,62  | 75,93  | 74,96  |
| Pengangguran Terbuka<br>Unemployment   | 3,27   | 3,81   | 3,96   | 3,51   | 2,76   |
| Bukan Angkatan Kerja<br>Economically Inactive                                | 23,40  | 24,22  | 20,43  | 20,55  | 22,28  |
| Sekolah/Attending School   | 5,67   | 5,64   | 5,39   | 4,81   | 6,22   |
| Mengurus Rumah Tangga<br>Housekeeping  | 15,09  | 14,43  | 11,02  | 10,99  | 12,86  |
| Lainnya/Others   | 2,64   | 4,15   | 4,02   | 4,75   | 3,19   |
| Jumlah/Total   | 100,00 | 100,00 | 100,00 | 100,00 | 100,00 |
| Tingkat Partisipasi Angkatan Kerja<br>Economically Active Participation Rate | 76,60  | 75,78  | 79,57  | 79,45  | 77,72  |
| Tingkat Pengangguran<br>Unemployment Rate                                    | 4,27   | 5,03   | 4,97   | 4,42   | 3,55   |

Sumber/Source: Survei Angkatan Kerja Nasional (Sakernas) Agustus/BPS-Statistic Indonesia/August National Labor Force Survey

**Tabel 3.2.4** Jumlah Penduduk Berumur 15 Tahun Ke Atas yang Bekerja Selama Seminggu yang Lalu Menurut Lapangan Pekerjaan Utama dan Jenis Kelamin di Kabupaten Magelang, 2024  
*Number of Population 15 Years of Age and Over who Worked During the Previous Week by Main Industry and Sex in Magelang Regency, 2024*

| Lapangan Pekerjaan Utama<br>Main Industry | Jenis Kelamin/Sex |                     | Jumlah Total |
|---|-------------------|---------------------|--------------|
|   | Laki-Laki<br>Male | Perempuan<br>Female |              |
| (1)                                       | (2)               | (3)                 | (4)          |
| 1 Pertanian / Agriculture                 | 148.279           | 120.994             | 269.273      |
| 2 Manufaktur /Manufacturing               | 130.850           | 68.158              | 199.008      |
| 3 Jasa / Services Activities              | 166.088           | 159.804             | 325.892      |
| Kabupaten Magelang                        | 445.217           | 348.956             | 794.173      |

Sumber/Source: Badan Pusat Statistik, Survei Angkatan Kerja Nasional Agustus/August National Labor Force Survey

**Tabel**  
**Table** 3.2.5

**Jumlah Penduduk Berumur 15 Tahun Ke Atas yang Bekerja Selama Seminggu yang Lalu Menurut Status Pekerjaan Utama dan Jenis Kelamin di Kabupaten Magelang, 2024**  
*Number of Population 15 Years of Age and Over who Worked During the Previous Week by Main Employment Status and Sex in Magelang Regency, 2024*

| Status Pekerjaan Utama<br>Main Employment Status   | Jenis Kelamin/Sex |                     | Jumlah<br>Total |
|--|-------------------|---------------------|-----------------|
|  | Laki-Laki<br>Male | Perempuan<br>Female |                 |
| (1)  | (2)               | (3)                 | (4)             |
| Berusaha sendiri/Own account worker  | 83.207            | 76.128              | 159.335         |
| Berusaha dibantu buruh tidak tetap/pekerja keluarga/<br>buruh tidak dibayar/Employer assisted by temporary<br>worker/family worker/unpaid worker | 100.607           | 40.317              | 140.924         |
| Berusaha dibantu buruh tetap dan dibayar/Employer<br>assisted by permanent worker and paid   | 22.138            | 11.252              | 33.390          |
| Buruh/karyawan/pegawai/Regular employee  | 149.980           | 99.190              | 249.170         |
| Pekerja bebas / casual employee  | 52.759            | 13.848              | 66.607          |
| Pekerja keluarga/tidak dibayar/Family worker/unpaid<br>worker  | 36.526            | 108.221             | 144.747         |
| <b>Kabupaten Magelang</b>  | <b>445.217</b>    | <b>348.956</b>      | <b>794.173</b>  |

Sumber/Source: Badan Pusat Statistik, Survei Angkatan Kerja Nasional Agustus/August National Labor Force Survey

**Tabel 3.2.6** Jumlah Pencari Kerja Terdaftar Menurut Tingkat Pendidikan Tertinggi yang Ditamatkan dan Jenis Kelamin di Kabupaten Magelang, 2024  
*Number of Registered Job Applicants by Educational Attainment and Sex in Magelang Regency, 2024*

| Pendidikan Tertinggi yang Ditamatkan<br>Educational Attainment | Jenis Kelamin/Sex |                     | Jumlah Total |
|--|-------------------|---------------------|--------------|
|  | Laki-Laki<br>Male | Perempuan<br>Female |              |
| (1)  | (2)               | (3)                 | (4)          |
| Tidak/Belum Pernah Sekolah/ No Schooling                       | –                 | –                   | –            |
| Tidak/Belum Tamat SD/Not yet Completed Primary School          | –                 | –                   | –            |
| Sekolah Dasar/Primary School                                   | 25                | 35                  | 60           |
| Sekolah Menengah Pertama/Junior High School                    | 66                | 113                 | 179          |
| Sekolah Menengah Atas/Senior High School                       | 144               | 233                 | 377          |
| Sekolah Menengah Atas Kejuruan/Vocational Senior High School   | 727               | 441                 | 1 168        |
| Diplomal/II/III/Akademi/Diplomal/II/III/Academy                | 15                | 43                  | 58           |
| Universitas/University   | 97                | 171                 | 268          |
| <b>Kabupaten Magelang</b>                                      | <b>1.074</b>      | <b>1.036</b>        | <b>2.110</b> |

Sumber/Source: Dinas Perindustrian dan Tenaga Kerja Kabupaten Magelang/Department of Industry and Manpower of Magelang Regency

**Tabel**  
**Table 3.2.7**

**Realisasi Penempatan Pencari Kerja Terdaftar Menurut Tingkat Pendidikan Tertinggi yang Ditamatkan di Kabupaten Magelang, 2024**  
**Realization of Placement of Registered Job Applicants by Educational Attainment in Magelang Regency, 2024**

| Pendidikan Tertinggi yang Ditamatkan<br>Educational Attainment | Pencari Kerja<br>Job Applicants | Realisasi Penempatan<br>Realization of Placement |
|--|---------------------------------|--|
| (1)  | (2)                             | (3)  |
| Tidak/Belum Pernah Sekolah/ No Schooling                       | –                               | –  |
| Tidak/Belum Tamat SD/Not Yet Completed Primary School          | –                               | –  |
| Sekolah Dasar/Primary School                                   | 60                              | 59   |
| Sekolah Menengah Pertama/Junior High School                    | 179                             | 137  |
| Sekolah Menengah Atas/Senior High School                       | 377                             | 197  |
| Sekolah Menengah Atas Kejuruan/Vacational Senior High School   | 1.168                           | 451  |
| Diplomal/II/III/Akademi/Diplomal/II/III/Academy                | 58                              | 8  |
| Universitas/University   | 268                             | 20   |
|  | 2024                            | 872  |
|  | 2023                            | 1.471  |
| Jumlah/Total   | 2022                            | 1.580  |
|  | 2021                            | 901  |
|  | 2020                            | 323  |

Catatan : Realisasi penempatan berdasarkan laporan yang masuk ke dinas

Sumber/Source: Dinas Perindustrian dan Tenaga Kerja Kabupaten Magelang/Department of Industry and Manpower of Magelang Regency

**Tabel 3.2.8** Jumlah Realisasi Penempatan Tenaga Kerja Terdaftar Menurut Bulan dan Jenis Kelamin di Kabupaten Magelang, 2024  
*Number of Realization of Placement of Registered Job Applicants by Month and Sex in Magelang Regency, 2024*

| Bulan<br>Month      | Jenis Kelamin/Sex |                     | Jumlah<br>Total |
|---------------------|-------------------|---------------------|-----------------|
|                     | Laki-Laki<br>Male | Perempuan<br>Female |                 |
| (1)                 | (2)               | (3)                 | (4)             |
| Januari/January     | 13                | 36                  | 49              |
| Februari/February   | 25                | 57                  | 82              |
| Maret/March         | 22                | 103                 | 125             |
| April/April         | 19                | 31                  | 50              |
| Mei/May             | 12                | 41                  | 53              |
| Juni/June           | 37                | 24                  | 61              |
| Juli/July           | 3                 | 49                  | 52              |
| Agustus/August      | 26                | 100                 | 126             |
| September/September | 23                | 27                  | 50              |
| Oktober/October     | 40                | 38                  | 78              |
| November/November   | 27                | 56                  | 83              |
| Desember/December   | 13                | 50                  | 63              |
| Kabupaten Magelang  | 260               | 612                 | 872             |

Sumber/Source: Dinas Perindustrian dan Tenaga Kerja Kabupaten Magelang/Department of Industry and Manpower of Magelang Regency

**Tabel**  
**Table** 3.2.9

**Realisasi Pemberangkatan Transmigran Menurut Kecamatan, Jenis Transmigrasi, dan Daerah Tujuan di Kabupaten Magelang, 2024**  
*Realization of Transmigrant Departure by District, Type of Transmigration, and Destination Area in Magelang Regency, 2024*

| Kecamatan<br>District     | Jenis Transmigrasi/Type of Transmigration <sup>1</sup> |                 |                    |                 | Daerah Tujuan<br>Destination Area |
|---------------------------|--|-----------------|--------------------|-----------------|-----------------------------------|
|                           | Umum/General   |                 | Swakarsa           |                 |                                   |
|                           | Keluarga<br>Family                                     | Orang<br>Person | Keluarga<br>Family | Orang<br>Person |                                   |
| (1)                       | (2)  | (3)             | (4)                | (5)             | (6)                               |
| 1 Salaman                 | -  | -               | -                  | -               | -                                 |
| 2 Borobudur               | -  | -               | -                  | -               | -                                 |
| 3 Ngluwar                 | -  | -               | -                  | -               | -                                 |
| 4 Salam                   | -  | -               | -                  | -               | -                                 |
| 5 Srumbung                | -  | -               | -                  | -               | -                                 |
| 6 Dukun                   | -  | -               | -                  | -               | -                                 |
| 7 Muntilan                | -  | -               | -                  | -               | -                                 |
| 8 Mungkid                 | -  | -               | -                  | -               | -                                 |
| 9 Sawangan                | -  | -               | -                  | -               | -                                 |
| 10 Candimulyo             | -  | -               | -                  | -               | -                                 |
| 11 Mertoyudan             | -  | -               | -                  | -               | -                                 |
| 12 Tempuran               | -  | -               | -                  | -               | -                                 |
| 13 Kajoran                | -  | -               | -                  | -               | -                                 |
| 14 Kaliangkrik            | -  | -               | -                  | -               | -                                 |
| 15 Bandongan              | -  | -               | -                  | -               | -                                 |
| 16 Windusari              | -  | -               | -                  | -               | -                                 |
| 17 Secang                 | -  | -               | -                  | -               | -                                 |
| 18 Tegalrejo              | -  | -               | -                  | -               | -                                 |
| 19 Pakis                  | -  | -               | -                  | -               | -                                 |
| 20 Grabag                 | 1  | 4               | -                  | -               | -                                 |
| 21 Ngablak                | -  | -               | -                  | -               | -                                 |
| <b>Kabupaten Magelang</b> | <b>1</b>   | <b>4</b>        | <b>-</b>           | <b>-</b>        | <b>-</b>                          |

Sumber/Source: Dinas Perindustrian dan Tenaga Kerja Kabupaten Magelang/Department of Industry and Manpower of Magelang Regency

**Tabel 3.2.10** Upah Minimum Kabupaten Magelang dan Sekitarnya, 2021-2025  
**Table** *Minimum Wage in Magelang Regency and Near Regency/ Municipal, 2021-2025*

| Kabupaten/Kota<br>Regency/Municipality | 2021      | 2022      | 2023      | 2024      | 2025      |
|--|-----------|-----------|-----------|-----------|-----------|
| (1)                                    | (2)       | (3)       | (4)       | (5)       | (6)       |
| 1 Kabupaten Magelang                   | 2.075.000 | 2.081.807 | 2.236.777 | 2.316.890 | 2.467.488 |
| 2 Kota Magelang                        | 1.914.000 | 1.935.913 | 2.066.007 | 2.142.000 | 2.281.230 |
| 3 Kabupaten Wonosobo                   | 1.920.000 | 1.931.285 | 2.076.210 | 2.159.175 | 2.299.521 |
| 4 Kabupaten Purworejo                  | 1.905.400 | 1.911.850 | 2.043.902 | 2.127.641 | 2.265.938 |
| 5 Kabupaten Temanggung                 | 1.885.000 | 1.887.832 | 2.027.569 | 2.109.690 | 2.246.850 |
| 6 Kabupaten Kebumen                    | 1.895.000 | 1.906.781 | 2.035.890 | 2.121.947 | 2.259.874 |

Sumber/Source: Dinas Perindustrian dan Tenaga Kerja Kabupaten Magelang/Department of Industry and Manpower of Magelang Regency

# 04

## BAB

# SOSIAL DAN KESEJAHTERAAN RAKYAT

*Social and Welfare*

### Kemiskinan di Kabupaten Magelang 2024

Pada Maret 2024 terdapat **10,83 %** atau **143,80 ribu** penduduk miskin di Kabupaten Magelang dengan garis kemiskinan **431.289** rupiah/kapita/bulan.

*In March 2024 there were **10,83 %** or **143,80 thousand** poor people in Magelang Regency with poverty line **431.289** rupiah/capita/month*



### INDEKS PEMBANGUNAN MANUSIA

4 dimensi pembentuk IPM Kabupaten Magelang



**UHH**

**74,68** tahun

Umur Harapan  
Hidup



**HLS**

tahun

Harapan Lama  
Sekolah



**RLS**

tahun

Rata-rata  
Lama Sekolah

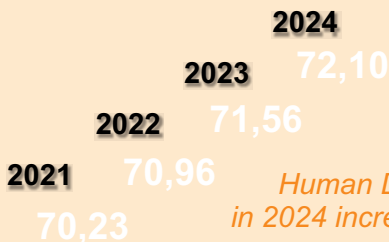


**PPP**

**Rp.10.926.000**

Pengeluaran  
per Kapita  
d disesuaikan

### Perkembangan IPM Kabupaten Magelang



Indeks Pembangunan Manusia (IPM) Kabupaten Magelang tahun 2024 mengalami peningkatan sebesar 0,54 poin dibandingkan tahun 2023.

*Human Development Index in Magelang Regency in 2024 increased about 0,54 point compared to 2023*



**PENJELASAN TEKNIS**

1. Tidak/belum pernah sekolah adalah mereka yang tidak pernah atau belum pernah terdaftar dan tidak pernah atau belum pernah aktif mengikuti pendidikan di suatu jenjang pendidikan formal. Termasuk juga yang tamat/belum tamat taman kanak-kanak tetapi tidak melanjutkan ke sekolah dasar.
2. Masih bersekolah adalah mereka yang terdaftar dan aktif mengikuti pendidikan formal dan nonformal (Paket A, B, atau C), baik pendidikan dasar, menengah maupun pendidikan tinggi. Bagi mahasiswa yang sedang cuti dianggap masih bersekolah.
3. Tidak bersekolah lagi adalah mereka yang pernah terdaftar dan aktif mengikuti pendidikan di suatu jenjang pendidikan formal dan nonformal (Paket A, B, atau C), tetapi pada saat pencacahan tidak lagi terdaftar dan tidak aktif mengikuti pendidikan.
4. Tamat sekolah adalah menyelesaikan pelajaran yang ditandai dengan lulus ujian akhir pada kelas atau tingkat terakhir suatu jenjang pendidikan di sekolah negeri maupun swasta dengan mendapatkan tanda tamat belajar/ijazah. Seseorang yang belum mengikuti pelajaran pada kelas tertinggi tetapi telah

**TECHNICAL NOTES**

1. *Not/never attending school is someone who has never attended or never been registered in a formal education, such as primary, secondary, and tertiary education. Those who just completed kindergarten are considered as never attended school.*
2. *Attending school is someone who is currently attending primary, secondary, or tertiary education, including package A, package B, or package C. College pupil who postpones his/her study is considered as attending school.*
3. *Not attending school anymore is someone who had enrolled and participated in formal and non-formal education in the past including package A, package B, or package C, but currently does not attend school.*
4. *Completed particular level of education is someone who has completed particular level of education in private or public school and accepting graduation certificate. Someone who has never attended the highest grade but passed the final exam is considered as completed particular level of education.*

mengikuti ujian akhir dan lulus dianggap tamat sekolah.

5. Jalur Pendidikan di Indonesia terdiri atas 1) pendidikan formal, 2) pendidikan nonformal, dan 3) pendidikan informal yang ketiganya dapat saling melengkapi dan memperkaya (Undang-Undang No. 20 Tahun 2013 tentang Sistem Pendidikan Nasional).
  6. Jenjang Pendidikan Formal terdiri atas pendidikan dasar, pendidikan menengah, dan pendidikan tinggi. Jenis pendidikan yang diajarkan mencakup pendidikan umum, kejuruan, akademik, profesi, vokasi, keagamaan, dan khusus.
    - Pendidikan Dasar berbentuk Sekolah Dasar (SD) dan Madrasah Ibtidaiyah (MI) atau bentuk lain yang sederajat serta Sekolah Menengah Pertama (SMP) dan Madrasah Tsanawiyah (MTs), atau bentuk lain yang sederajat.
    - Pendidikan Menengah berbentuk Sekolah Menengah Atas (SMA), Madrasah Aliyah (MA), Sekolah Menengah Kejuruan (SMK), dan Madrasah Aliyah Kejuruan (MAK), atau bentuk lain yang sederajat.
    - Pendidikan Tinggi merupakan jenjang pendidikan setelah
5. *The Education System in Indonesia consists of 1) a formal education, 2) non-formal education, and 3) informal education that all three can be complementary and enriching (Law No. 20 Year 2013 about The National Education System).*
  6. *The Formal Education Level consists of primary education, secondary education, and high education. The kind of education that taught consists of general education, vocational, academic, professional, religious, and specific education.*
    - *The Primary Education consists of Primary School and Islamic Primary School or other equivalent forms and Lower Secondary School and MTs, or other equivalent forms.*
    - *The Secondary Education consists of the Upper Secondary school, MA, Vocational School, and Vocational Madrasah Aliyah, or other equivalent forms.*
    - *The High Education consists of the education level after the secondary education that consists of diplomas, bachelor, master, specialist, and doctoral degrees that are held by the college. The colleges can be academy,*

pendidikan menengah yang mencakup program pendidikan diploma, sarjana, magister, spesialis, dan doktor yang diselenggarakan oleh perguruan tinggi. Perguruan tinggi dapat berbentuk akademi, politeknik, sekolah tinggi, institut, atau universitas.

*polytechnic, high school, institute, or university.*

7. Rumah Sakit adalah tempat pemeriksaan dan perawatan kesehatan, biasanya berada di bawah pengawasan dokter/tenaga medis, yang melayani penderita yang sakit untuk berobat rawat jalan atau rawat inap.
 

*7. Hospital is a place for health check, usually controlled/supervised by doctors/medical personnel to serve the ill patients to get outpatient or inpatient treatment services.*
8. Rumah Sakit Bersalin adalah rumah sakit khusus untuk persalinan, dilengkapi pelayanan spesialis pemeriksaan kehamilan, persalinan, rawat inap dan rawat jalan ibu dan anak yang berada di bawah pengawasan dokter spesialis kandungan.
 

*8. Maternity Hospital is a specialized hospital for childbirth, has specialist inspection service to pregnancy, childbirth, hospitalization and outpatient for mothers and children that is under the supervision of an obstetrician.*
9. Poliklinik adalah sarana kesehatan yang dipakai untuk pelayanan berobat jalan, biasanya berada di bawah pengawasan dokter/tenaga medis.
 

*9. Polyclinic is a health facility in which to get outpatient services, usually under the control of doctor/medical personnel.*
10. Puskesmas (Pusat Kesehatan Masyarakat) adalah unit pelaksana teknis dinas kesehatan kabupaten/kota yang mempunyai fungsi utama sebagai penyelenggara
 

*10. Public Health Center is technical implementation unit of regency health department that have the primary function as a first-level health care providers. The*

pelayanan kesehatan tingkat pertama. Wilayah kerja puskesmas maksimal adalah satu kecamatan dan untuk dapat menjangkau wilayah kerjanya, puskesmas mempunyai jaringan pelayanan yang meliputi unit Puskesmas Pembantu (Pustu), unit Puskesmas Keliling (Puskel), dan unit bidan desa/komunitas (Peraturan Menteri Kesehatan RI No. 75 Tahun 2014 Tentang Pusat Kesehatan Masyarakat).

*working area standard of public health center is one district and to reach their working areas, public health centers have a service network covering subsidiary of public health center, mobile public health center units, and midwife units (Regulation of the Minister of Health of Indonesia Number 75 Year 2014 about Public Health Center).*

11. Imunisasi adalah memasukkan kuman atau racun penyakit tertentu yang sudah dilemahkan (vaksin) ke dalam tubuh dengan cara disuntik atau diminum (diteteskan dalam mulut) dengan maksud agar terjadi kekebalan tubuh terhadap penyakit tersebut.
12. BCG (Bacillus Calmette Guerin) merupakan vaksinasi untuk mencegah penyakit TBC, diberikan pada bayi baru lahir atau anak, dengan suntikan pada kulit pangkal lengan atas. Bekas suntikan kemudian akan membentuk tonjolan kecil jaringan parut pada kulit lengan atas. Suntikan BCG diberikan kepada anak sebanyak 1 kali.
13. DPT (Difteri, Pertusis, Tetanus) merupakan vaksin untuk mencegah penyakit Difteri, Pertusis, dan Tetanus yang diberikan pada bayi berumur 3

11. *Immunization is putting enervated microbe of a certain disease into human body by injection or drinking (dropping into mouth) to make the body immune to that disease.*
12. *BCG (Bacillus Calmette Guerin) is a vaccine to prevent TBC disease, given to newborns or children, by injection at the base of the skin of the upper arm. Injection site will form little bumps of scar tissue in the skin of the upper arm. BCG injections given to children 1 times.*
13. *DPT (Diphtheria, Pertussis, Tetanus) is a vaccine to prevent the diphtheria, pertussis, and tetanus disease, given to infants aged 3 months and above, with a shot*

bulan ke atas, dengan suntikan pada paha, diulang 1 bulan dan 2 bulan kemudian, sehingga suntikan imunisasi DPT lengkap pada balita berjumlah 3 kali (kadang-kadang selang waktu antar suntikan bisa lebih dari 1 bulan).

*in the thigh, repeated one month and two months later, so that the complete DPT immunization shots at toddler totaling 3 times (sometimes the time interval between injections can be more than 1 month).*

14. Jumlah tindak pidana menggambarkan jumlah kasus tindak pidana yang terjadi pada kurun waktu tertentu.

14. *Crime total refers to the number of criminal cases occurring during a given period.*

15. Persentase penyelesaian tindak pidana

15. *Crime clearance rate*

$$\frac{\text{Jumlah tindak pidana yang diselesaikan}}{\text{Jumlah peristiwa tindak pidana yang dilaporkan}} \times 100\%$$

$$\frac{\text{Number of cleared criminal cases}}{\text{Number of reported criminal cases}} \times 100\%$$

Persentase penyelesaian peristiwa tindak pidana menyatakan persentase penyelesaian tindak pidana oleh polisi. Suatu tindak pidana dinyatakan sebagai kasus yang selesai di tingkat kepolisian, apabila:

*Crime clearance rate refers to percentage of crime clearance by police. A criminal case is categorized as a cleared case by police, if:*

- berkas perkaranya sudah siap untuk diserahkan atau telah diserahkan kepada kejaksaan;
- dalam hal delik aduan, pengaduannya dicabut dalam tenggang waktu yang telah ditentukan menurut undang-undang;
- telah diselesaikan oleh kepolisian berdasarkan azas plichmatigheid (kewajiban

- *All documents are ready to submit or already submitted to justice court;*
- *In the case of attense that warrants complaint, the complaint was withdraw within a given period state in the law;*
- *The case was cleared by police based on the principle of plichmatigheid (obligation on the basis of law outhority);*
- *The case was not the responsibility of police office;*
- *The suspect died;*
- *The case was out of date.*

- berdasarkan kewenangan hukum);
- kasus yang dimaksud tidak termasuk kompetensi kepolisian
- tersangka meninggal dunia;
- kasus kadaluwarsa.

16. Untuk mengukur kemiskinan, BPS menggunakan konsep kemampuan memenuhi kebutuhan dasar (basic needs approach). Dengan pendekatan ini, kemiskinan dipandang sebagai ketidakmampuan dari sisi ekonomi untuk memenuhi kebutuhan dasar makanan dan bukan makanan yang diukur dari sisi pengeluaran. Metode yang digunakan adalah menghitung Garis Kemiskinan (GK), yang terdiri dari dua komponen yaitu Garis Kemiskinan Makanan (GKM) dan Garis Kemiskinan Non-Makanan (GKNM). Penghitungan Garis Kemiskinan dilakukan secara terpisah untuk daerah perkotaan dan perdesaan.

17. Penduduk miskin adalah penduduk yang memiliki rata-rata pengeluaran per kapita per bulan di bawah Garis Kemiskinan.

18. Garis Kemiskinan Makanan (GKM) merupakan nilai pengeluaran kebutuhan minimum makanan yang disetarakan dengan 2.100 kkalori per kapita per hari. Garis Kemiskinan Non-Makanan

16. *To measure poverty, BPS-Statistics Indonesia has used the concept of basic needs approach. Therefore, poverty is viewed as economic inability to fulfill food and non-food basic needs which are measured by consumption/expenditure. The method used is calculating poverty line, which consists of two components that are Food Poverty Line (FPL) and Non-Food Poverty Line (NFPL). The poverty line was calculated separately for urban and rural areas.*

17. *A person whose expenditure per capita per month is below the poverty line is considered to be poor.*

18. *The Food Poverty Line refers to the daily minimum requirement of 2,100 kcal per capita per day. The Non-Food Poverty Line refers to the minimum requirement for household necessities for clothing,*

(GKNM) adalah kebutuhan minimum untuk perumahan, sandang, pendidikan, kesehatan, dan kebutuhan dasar lainnya.

*education, health, and other basic individual needs.*

19. Indeks Pembangunan Manusia (IPM) menjelaskan bagaimana penduduk dapat mengakses hasil pembangunan dalam memperoleh pendapatan, kesehatan, pendidikan dan sebagainya. IPM diperkenalkan oleh UNDP pada tahun 1990 dan dipublikasikan secara berkala dalam laporan tahunan Human Development Report (HDR). IPM dibentuk oleh 3 (tiga) dimensi dasar: Umur panjang dan hidup sehat; pengetahuan; dan standar hidup layak.
  20. Rumah Susun adalah bangunan gedung bertingkat yang dibangun dalam suatu lingkungan yang terbagi dalam bagian-bagian yang distrukturkan secara fungsional, baik dalam arah horizontal maupun vertikal dan merupakan satuan-satuan yang masing-masing dapat dimiliki dan digunakan secara terpisah, terutama untuk tempat hunian yang dilengkapi dengan bagian bersama, benda bersama dan tanah bersama.
  21. Rumah Khusus adalah rumah yang diselenggarakan untuk memenuhi kebutuhan khusus.
19. *The Human Development Index (HDI) explains how people can access development results in obtaining income, health, education and so forth. HDI was introduced by United Nations Development Programme (UNDP) in 1990 and published periodically in the annual report of the Human Development Report. HDI was formed by three basic dimensions: a long and healthy life; knowledge; and a decent standard of living.*
  20. *Flats is a multi-storey building that is built in environment that is divided into functionally structured sections, both in horizontal and vertical directions where the units that can be owned and used separately, especially for residential areas.*
  21. *Special House is a house that is held to meet special needs.*

ULASAN

DESCRIPTION

Pendidikan

Education

Untuk mengetahui seberapa banyak penduduk yang memanfaatkan fasilitas pendidikan dapat dilihat dari penduduk menurut kategori partisipasi sekolah. Berdasarkan partisipasi sekolah, penduduk dikelompokkan dalam tiga kategori, yaitu: tidak/belum pernah sekolah, masih sekolah, dan tidak bersekolah lagi.

*To find out how many people who take advantage of educational facilities can be seen from the population school participation. Based on school participation, population grouped in three categories, namely: not/never attending school, attending school, and not attending school anymore.*

Persentase penduduk di Kabupaten Magelang tahun 2024 yang masih sekolah pada kelompok umur 7–12 tahun sebesar 99,02 persen, kelompok umur 13–15 tahun sebesar 93,99 persen, kelompok umur 16–18 sebesar 67,97 persen.

*Magelang Regency in 2024, the percentage of people who attending school at the age group 7–12 years amounted 99.02 percent, the age group 13–15 years amounted 93.99 percent, the age group 16–18 years amounted 67.97 percent.*

Angka Partisipasi Murni (APM) Kabupaten Magelang 2024 pada jenjang pendidikan SD/MI sebesar 97,35, sementara jenjang SMP/MTs sebesar 80,55, dan pada jenjang SMA/SMK/MA sebesar 63,87. Secara umum APM lebih rendah dari Angka Partisipasi Kasar (APK) karena APK memperhitungkan jumlah penduduk di luar usia sekolah pada jenjang pendidikan yang bersangkutan.

*Net Enrollment Rate (NER) of Magelang Regency in 2024 at primary School level amounted 97.35, while at Lower Secondary school level amounted 80.55, and at Upper Secondary school level amounted 63.87. Generally NER will always be lower than Gross Enrollment Rate (GER) because GER considers with population outside the school age in education is concerned.*

Secara umum APK digunakan untuk mengukur keberhasilan program pembangunan pendidikan yang diselenggarakan dalam rangka memperluas kesempatan bagi penduduk untuk mengenyam pendidikan. APK pada jenjang pendidikan SD/MI sebesar 101,95, sementara APK pada jenjang pendidikan SMP/MTs sebesar 93,34, dan APK pada jenjang pendidikan SMA/SMK/MA sebesar 85,10.

*In general, GER is used to measure the success of the development education program in order to expand the opportunities people to get an education. GER in Primary School amounted 101.95, while GER in Lower Secondary school amounted 93.34 and GER in Upper Secondary school amounted 85.10.*

## Kesehatan

## Healthy

Tersedianya fasilitas kesehatan yang memadai sangat diperlukan dalam upaya peningkatan status kesehatan dan gizi masyarakat. Hal ini akan terwujud bila ada dukungan pemerintah dan swasta sekaligus.

*Health facilities are required in improving health and nutritional status. Beside the share of government and privates subsidies have also supported health facilities.*

Pada tahun 2024, jumlah rumah sakit di Kabupaten Magelang sebanyak 7 unit. Puskesmas yang tersebar di kecamatan tercatat sebanyak 29 unit, posyandu sebanyak 2.487 unit, poskesdes 275 unit, klinik pratama 47 unit, dan klinik utama sebanyak 16 unit.

*In 2024, number of hospitals in Magelang Regency were recorded at 7 units. Public health center that are available in Districts were recorded at 29 units, 2,487 units of integrated health post, 275 units of village health post, 47 units of primary clinic, and 16 units of clinic/health center.*

Jumlah tenaga kesehatan di Kabupaten Magelang sebanyak 360 dokter, 929 perawat, 642 bidan dan 642 tenaga kesehatan lainnya.

*Number of medical personnel in Magelang Regency are 360 doctors, 929 nurses, 642 midwives, and 642 other medical personnel.*

## Agama dan Sosial Lainnya

Jumlah tempat ibadah di Kabupaten Magelang pada tahun 2024 terdiri dari 3.077 masjid, 3.325 mushola, 70 gereja protestan, 8 gereja katolik, 37 kapel (gereja katolik pembantu), 5 vihara, dan 1 klenteng.

Jumlah tindak pidana di Kabupaten Magelang pada tahun 2024 sebanyak 361 kasus. Tindak pidana paling banyak terjadi di Kecamatan Mertoyudan sebanyak 80 kasus dan yang paling sedikit di Kecamatan Kajoran, Ngluwar, Windusari, dan Pakis masing-masing 4, 5, 5, dan 5 kasus.

Jumlah kecelakaan lalu lintas pada tahun 2024 sebanyak 977 kejadian dengan korban meninggal sebanyak 148 orang, tidak ada luka berat, dan luka ringan sebanyak 1.109 orang. Kerugian materil mencapai 572,1 juta rupiah.

## Kemiskinan

Jumlah penduduk miskin di Kabupaten Magelang tahun 2024 sebanyak 143.800 orang (10,83 persen). Jika dibandingkan dengan tahun sebelumnya mengalami penurunan. Sedangkan garis kemiskinan sebesar 431.289 rupiah/kapita/bulan.

## Religion and Other Social Affairs

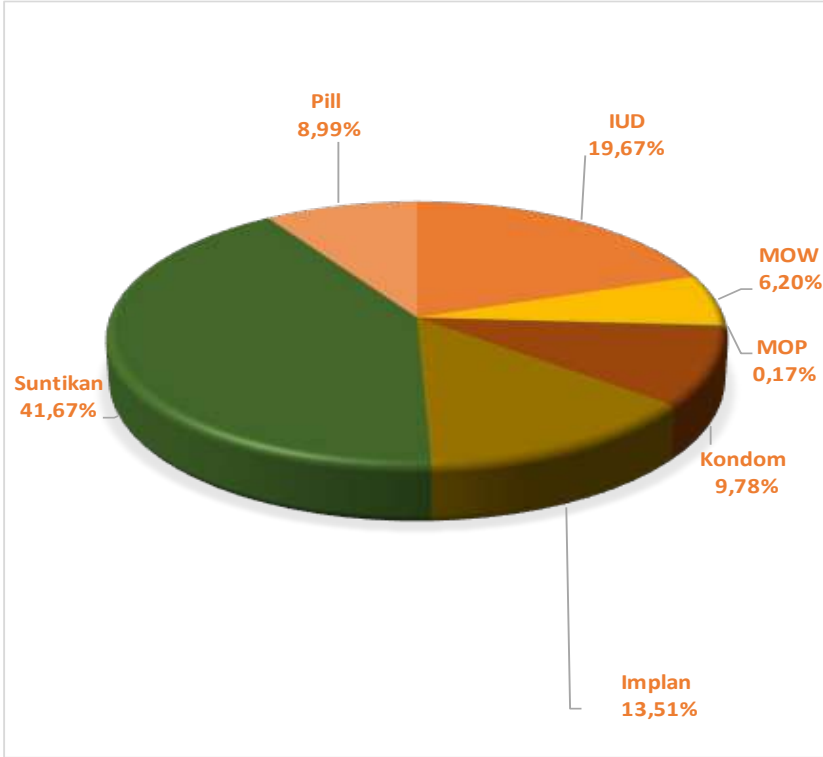
*Number of places worship in Magelang Regency in 2024 was recorded around to 3,077 mosques, 3,325 pray rooms, 70 protestant churches, 8 catholic churches, 37 kapel (auxiliary catholic church), 5 vihara, and 1 klenteng.*

*Number of reported criminal cases in Magelang Regency in 2024 amount to 361 cases. Mostly came from Mertoyudan District amount to 80 cases and the lowest cases came from Kajoran, Ngluwar, Windusari, and Pakis District with 4, 5, 5, and 5 cases each.*

*Number of traffic accidents in 2024 as many as 977 accidents with victim reached 148 people death, no heavy injury, and 1,109 people easy injury. The material loss amounted to 572,100 million rupiahs.*

## Poverty

*In 2024, number of poor people in Magelang Regency reached 143,800 people (10.83 percent). When compared with the previous year this number decreased. While poverty line was 431,289 rupiahs/capita/month.*



Sumber/Source: DinasosialPengendalianPendudukdanKeluargaBerencanaPemberdayaanPerempuanandPerlindunganAnakKabupaten Magelang/SocialPopulationControlandFamilyPlanning/WomanEmpowermentandChildProtectionServiceofMagelang Regency

**Gambar** 4.1  
**Figures**

**Persentase Peserta KB Aktif (Usia 15–49 Tahun) Menurut Alat Kontrasepsi di Kabupaten Magelang, 2024**  
**Percentage of Family Planning Participants (15–49 Years Old) by Contraception in Magelang Regency, 2024**

**4.1 PENDIDIKAN  
EDUCATION**

**Tabel 4.1.1 Jumlah Sekolah, Guru, dan Murid Taman Kanak-Kanak (TK) di Bawah Kementerian Pendidikan dan Kebudayaan Menurut Kecamatan di Kabupaten Magelang, 2023/2024 dan 2024/2025**  
*Number of Schools, Teachers, and Pupils in Kindergarten Under The Ministry of Education and Culture by District in Magelang Regency, 2022/2023 and 2023/2024*

| Kecamatan<br>District     | Sekolah/Schools |           |                |            |              |            |
|---------------------------|-----------------|-----------|----------------|------------|--------------|------------|
|                           | Negeri/Public   |           | Swasta/Private |            | Jumlah/Total |            |
|                           | 2023/2024       | 2024/2025 | 2023/2024      | 2024/2025  | 2023/2024    | 2024/2025  |
| (1)                       | (2)             | (3)       | (4)            | (5)        | (6)          | (7)        |
| 1 Salaman                 | –               | –         | 23             | 23         | 23           | 23         |
| 2 Borobudur               | –               | –         | 17             | 17         | 17           | 17         |
| 3 Ngluwar                 | –               | –         | 10             | 10         | 10           | 10         |
| 4 Salam                   | –               | –         | 19             | 19         | 19           | 19         |
| 5 Srumbung                | –               | –         | 19             | 19         | 19           | 19         |
| 6 Dukun                   | –               | –         | 20             | 20         | 20           | 20         |
| 7 Muntilan                | –               | –         | 39             | 39         | 39           | 39         |
| 8 Mungkid                 | –               | –         | 25             | 25         | 25           | 25         |
| 9 Sawangan                | –               | –         | 21             | 21         | 21           | 21         |
| 10 Candimulyo             | –               | –         | 24             | 24         | 24           | 24         |
| 11 Mertoyudan             | 1               | 1         | 35             | 35         | 36           | 36         |
| 12 Tempuran               | –               | –         | 16             | 16         | 16           | 16         |
| 13 Kajoran                | –               | –         | 8              | 8          | 8            | 8          |
| 14 Kaliangkrik            | –               | –         | 19             | 19         | 19           | 19         |
| 15 Bandongan              | –               | –         | 12             | 12         | 12           | 12         |
| 16 Windusari              | –               | –         | 15             | 15         | 15           | 15         |
| 17 Secang                 | –               | –         | 19             | 19         | 19           | 19         |
| 18 Tegalrejo              | –               | –         | 23             | 23         | 23           | 23         |
| 19 Pakis                  | –               | –         | 20             | 20         | 20           | 20         |
| 20 Grabag                 | –               | –         | 33             | 33         | 33           | 33         |
| 21 Ngablak                | –               | –         | 15             | 15         | 15           | 15         |
| <b>Kabupaten Magelang</b> | <b>1</b>        | <b>1</b>  | <b>432</b>     | <b>432</b> | <b>433</b>   | <b>433</b> |

Lanjutan Tabel/*Continued Table* 4.1.1

| Kecamatan<br>District | Guru <sup>1</sup> /Teachers <sup>1</sup> |           |                |           |              |           |
|-----------------------|--|-----------|----------------|-----------|--------------|-----------|
|                       | Negeri/Public                            |           | Swasta/Private |           | Jumlah/Total |           |
|                       | 2023/2024                                | 2024/2025 | 2023/2024      | 2024/2025 | 2023/2024    | 2024/2025 |
| (1)                   | (8)                                      | (9)       | (10)           | (11)      | (12)         | (13)      |
| 1 Salaman             | –  | 2         | 75             | 129       | 75           | 131       |
| 2 Borobudur           | –  | 5         | 52             | 114       | 52           | 119       |
| 3 Ngluwar             | –  | 9         | 23             | 43        | 23           | 52        |
| 4 Salam               | –  | 13        | 50             | 90        | 50           | 103       |
| 5 Srumbung            | –  | 8         | 42             | 72        | 42           | 80        |
| 6 Dukun               | –  | 7         | 54             | 90        | 54           | 97        |
| 7 Muntilan            | –  | 8         | 144            | 217       | 144          | 225       |
| 8 Mungkid             | –  | 12        | 81             | 161       | 81           | 173       |
| 9 Sawangan            | –  | 4         | 70             | 104       | 70           | 108       |
| 10 Candimulyo         | –  | 10        | 47             | 69        | 47           | 79        |
| 11 Mertoyudan         | 7  | 11        | 98             | 163       | 105          | 174       |
| 12 Tempuran           | –  | 2         | 45             | 80        | 45           | 82        |
| 13 Kajoran            | –  | –         | 16             | 110       | 16           | 110       |
| 14 Kaliangkrik        | –  | –         | 53             | 115       | 53           | 115       |
| 15 Bandongan          | –  | 4         | 45             | 61        | 45           | 65        |
| 16 Windusari          | –  | 6         | 41             | 75        | 41           | 81        |
| 17 Secang             | –  | 6         | 72             | 130       | 72           | 136       |
| 18 Tegalrejo          | –  | 4         | 57             | 91        | 57           | 95        |
| 19 Pakis              | –  | 3         | 39             | 54        | 39           | 57        |
| 20 Grabag             | –  | 4         | 96             | 143       | 96           | 147       |
| 21 Ngablak            | –  | 4         | 38             | 67        | 38           | 71        |
| Kabupaten Magelang    | 7  | 122       | 1.238          | 2 178     | 1.245        | 2 300     |

Lanjutan Tabel/*Continued Table* 4.1.1

| Kecamatan<br>District | Murid/Pupils  |           |                |           |              |           |
|-----------------------|---------------|-----------|----------------|-----------|--------------|-----------|
|                       | Negeri/Public |           | Swasta/Private |           | Jumlah/Total |           |
|                       | 2023/2024     | 2024/2025 | 2023/2024      | 2024/2025 | 2023/2024    | 2024/2025 |
| (1)                   | (14)          | (15)      | (16)           | (17)      | (18)         | (19)      |
| 1 Salaman             | -             | -         | 904            | 901       | 904          | 901       |
| 2 Borobudur           | -             | -         | 771            | 736       | 771          | 736       |
| 3 Ngluwar             | -             | -         | 210            | 198       | 210          | 198       |
| 4 Salam               | -             | -         | 475            | 464       | 475          | 464       |
| 5 Srumbung            | -             | -         | 449            | 417       | 449          | 417       |
| 6 Dukun               | -             | -         | 662            | 664       | 662          | 664       |
| 7 Muntilan            | -             | -         | 1.611          | 1 549     | 1.611        | 1 549     |
| 8 Mungkid             | -             | -         | 998            | 978       | 998          | 978       |
| 9 Sawangan            | -             | -         | 959            | 984       | 959          | 984       |
| 10 Candimulyo         | -             | -         | 834            | 846       | 834          | 846       |
| 11 Mertoyudan         | 101           | 103       | 1.398          | 1 370     | 1.499        | 1 473     |
| 12 Tempuran           | -             | -         | 666            | 654       | 666          | 654       |
| 13 Kajoran            | -             | -         | 191            | 170       | 191          | 170       |
| 14 Kaliangkrik        | -             | -         | 793            | 744       | 793          | 744       |
| 15 Bandongan          | -             | -         | 583            | 561       | 583          | 561       |
| 16 Windusari          | -             | -         | 543            | 541       | 543          | 541       |
| 17 Secang             | -             | -         | 784            | 793       | 784          | 793       |
| 18 Tegalrejo          | -             | -         | 975            | 973       | 975          | 973       |
| 19 Pakis              | -             | -         | 742            | 730       | 742          | 730       |
| 20 Grabag             | -             | -         | 1.460          | 1 438     | 1.460        | 1 438     |
| 21 Ngablak            | -             | -         | 550            | 521       | 550          | 521       |
| KabupatenMagelang     | 101           | 103       | 16.558         | 16 232    | 16.659       | 16 335    |

Catatan/Note: <sup>1</sup> Jumlah guru termasuk kepala sekolah dan guru/ The total of teachers including headmaster and teacher  
 Sumber/Source: Kementerian Pendidikan, Kebudayaan, Riset dan Teknologi, Sistem Data Pokok Pendidikan, data semester ganjil/Ministry of Education, Culture, Research, and Technology, Basic Education Data System, odd semester

Tabel  
Table 4.1.2

**Jumlah Sekolah, Guru dan Murid Roudlotul Atfal (RA)  
di Bawah Kementerian Agama Menurut Kecamatan di  
Kabupaten Magelang, 2023/2024 dan 2024/2025**  
*Number of Schools, Teachers and Pupils in Roudlotul Atfal  
(RA) Under The Ministry of Religious Affairs by District in  
Magelang Regency, 2023/2024 dan 2024/2025*

| Kecamatan<br>District    | Sekolah/Schools |            | Guru/Teachers |            | Murid/Pupils  |               |
|--------------------------|-----------------|------------|---------------|------------|---------------|---------------|
|                          | 2023/2024       | 2024/2025  | 2023/2024     | 2024/2025  | 2023/2024     | 2024/2025     |
| (1)                      | (2)             | (3)        | (4)           | (5)        | (6)           | (7)           |
| 1 Salaman                | 29              | 29         | 60            | 60         | 1.242         | 1.136         |
| 2 Borobudur              | 17              | 17         | 36            | 37         | 768           | 684           |
| 3 Ngluwar                | 24              | 24         | 50            | 49         | 565           | 541           |
| 4 Sa l a m               | 29              | 29         | 63            | 63         | 852           | 814           |
| 5 Srumbung               | 24              | 24         | 45            | 45         | 724           | 650           |
| 6 D u k u n              | 12              | 12         | 37            | 38         | 445           | 513           |
| 7 Muntilan               | 18              | 18         | 48            | 46         | 684           | 643           |
| 8 Mungkid                | 26              | 26         | 61            | 62         | 940           | 858           |
| 9 Sawangan               | 8               | 8          | 15            | 14         | 366           | 378           |
| 10 Candimulyo            | 12              | 12         | 19            | 23         | 446           | 498           |
| 11 Mertoyudan            | 25              | 25         | 83            | 83         | 1.471         | 1.433         |
| 12 Tempuran              | 17              | 17         | 49            | 45         | 983           | 845           |
| 13 Kajoran               | 31              | 31         | 50            | 51         | 892           | 879           |
| 14 Kaliangkrik           | 20              | 20         | 49            | 50         | 989           | 812           |
| 15 Bandongan             | 29              | 29         | 63            | 63         | 1.370         | 1.326         |
| 16 Windusari             | 17              | 17         | 30            | 28         | 662           | 639           |
| 17 Secang                | 30              | 30         | 88            | 88         | 1.488         | 1.461         |
| 18 Tegalrejo             | 22              | 22         | 35            | 36         | 674           | 674           |
| 19 Pakis                 | 14              | 14         | 21            | 23         | 626           | 565           |
| 20 Grabag                | 21              | 21         | 43            | 47         | 1.206         | 1.169         |
| 21 Ngablak               | 4               | 4          | 11            | 11         | 345           | 326           |
| <b>KabupatenMagelang</b> | <b>429</b>      | <b>429</b> | <b>956</b>    | <b>962</b> | <b>17.738</b> | <b>16.844</b> |

Catatan/Note: Seluruh Raudatul Athfal (RA) berstatus swasta/ All Raudatul Athfal are private  
Sumber/Source: Kantor Kementerian Agama Kabupaten Magelang/ Religious Affairs of Magelang Regency

Tabel  
Table 4.1.3

**Jumlah Sekolah, Guru, dan Murid Sekolah Dasar (SD) di Bawah Kementerian Pendidikan dan Kebudayaan Menurut Kecamatan di Kabupaten Magelang, 2023/2024 dan 2024/2025**

***Number of Schools, Teachers, and Pupils in Primary Schools Under The Ministry of Education and Culture by District in Magelang Regency, 2023/2024 and 2024/2025***

| Kecamatan<br>District | Sekolah/Schools |           |                |           |              |           |
|-----------------------|-----------------|-----------|----------------|-----------|--------------|-----------|
|                       | Negeri/Public   |           | Swasta/Private |           | Jumlah/Total |           |
|                       | 2023/2024       | 2024/2025 | 2023/2024      | 2024/2025 | 2023/2024    | 2024/2025 |
| (1)                   | (2)             | (3)       | (4)            | (5)       | (6)          | (7)       |
| 1 Salaman             | 30              | 30        | 5              | 5         | 35           | 35        |
| 2 Borobudur           | 27              | 27        | 4              | 4         | 31           | 31        |
| 3 Ngluwar             | 19              | 17        | 1              | 1         | 20           | 18        |
| 4 Salam               | 19              | 19        | 3              | 3         | 22           | 22        |
| 5 Srumbung            | 27              | 27        | 2              | 2         | 29           | 29        |
| 6 Dukun               | 25              | 25        | 2              | 2         | 27           | 27        |
| 7 Muntilan            | 30              | 29        | 8              | 8         | 38           | 37        |
| 8 Mungkid             | 23              | 23        | 4              | 4         | 27           | 27        |
| 9 Sawangan            | 28              | 28        | 4              | 4         | 32           | 32        |
| 10 Candimulyo         | 26              | 26        | –              | –         | 26           | 26        |
| 11 Mertoyudan         | 36              | 34        | 6              | 6         | 42           | 40        |
| 12 Tempuran           | 23              | 23        | 3              | 3         | 26           | 26        |
| 13 Kajoran            | 29              | 29        | –              | –         | 29           | 29        |
| 14 Kaliangkrik        | 23              | 23        | 1              | 1         | 24           | 24        |
| 15 Bandongan          | 27              | 27        | 2              | 2         | 29           | 29        |
| 16 Windusari          | 21              | 21        | –              | –         | 21           | 21        |
| 17 Secang             | 23              | 22        | 5              | 5         | 28           | 27        |
| 18 Tegalrejo          | 26              | 26        | 1              | 1         | 27           | 27        |
| 19 Pakis              | 30              | 30        | 1              | 1         | 31           | 31        |
| 20 Grabag             | 34              | 34        | 2              | 2         | 36           | 36        |
| 21 Ngablak            | 23              | 22        | –              | –         | 23           | 22        |
| KabupatenMagelang     | 549             | 542       | 54             | 54        | 603          | 596       |

Lanjutan Tabel/*Continued Table* 4.1.3

| Kecamatan<br>District | Guru <sup>1</sup> /Teachers <sup>1</sup> |           |                |           |              |           |
|-----------------------|--|-----------|----------------|-----------|--------------|-----------|
|                       | Negeri/Public                            |           | Swasta/Private |           | Jumlah/Total |           |
|                       | 2023/2024                                | 2024/2025 | 2023/2024      | 2024/2025 | 2023/2024    | 2024/2025 |
| (1)                   | (8)                                      | (9)       | (10)           | (11)      | (12)         | (13)      |
| 1 Salaman             | 277                                      | 261       | 26             | 26        | 303          | 287       |
| 2 Borobudur           | 264                                      | 245       | 22             | 27        | 286          | 272       |
| 3 Ngluwar             | 162                                      | 150       | 16             | 19        | 178          | 169       |
| 4 Salam               | 167                                      | 170       | 23             | 21        | 190          | 191       |
| 5 Sumbing             | 236                                      | 224       | 28             | 23        | 264          | 247       |
| 6 Dukun               | 229                                      | 227       | 18             | 18        | 247          | 245       |
| 7 Muntilan            | 296                                      | 283       | 131            | 131       | 427          | 414       |
| 8 Mungkid             | 229                                      | 220       | 53             | 56        | 282          | 276       |
| 9 Sawangan            | 243                                      | 224       | 39             | 36        | 282          | 260       |
| 10 Candimulyo         | 215                                      | 205       | –              | –         | 215          | 205       |
| 11 Mertoyudan         | 355                                      | 332       | 66             | 76        | 421          | 408       |
| 12 Tempuran           | 220                                      | 206       | 23             | 23        | 243          | 229       |
| 13 Kajoran            | 226                                      | 223       | –              | –         | 226          | 223       |
| 14 Kaliangkrik        | 177                                      | 166       | 9              | 10        | 186          | 176       |
| 15 Bandongan          | 225                                      | 222       | 27             | 23        | 252          | 245       |
| 16 Windusari          | 193                                      | 177       | –              | –         | 193          | 177       |
| 17 Secang             | 223                                      | 202       | 41             | 45        | 264          | 247       |
| 18 Tegalrejo          | 221                                      | 204       | 18             | 26        | 239          | 230       |
| 19 Pakis              | 256                                      | 227       | 8              | 9         | 264          | 236       |
| 20 Grabag             | 323                                      | 287       | 17             | 15        | 340          | 302       |
| 21 Ngablak            | 173                                      | 168       | –              | –         | 173          | 168       |
| KabupatenMagelang     | 4.910                                    | 4.623     | 565            | 584       | 5.475        | 5.207     |

Lanjutan Tabel/*Continued Table 4.1.3*

| Kecamatan<br>District     | Murid/Pupils  |               |                |               |               |               |
|---------------------------|---------------|---------------|----------------|---------------|---------------|---------------|
|                           | Negeri/Public |               | Swasta/Private |               | Jumlah/Total  |               |
|                           | 2023/2024     | 2024/2025     | 2023/2024      | 2024/2025     | 2023/2024     | 2024/2025     |
| (1)                       | (14)          | (15)          | (16)           | (17)          | (18)          | (19)          |
| 1 Salaman                 | 3.929         | 3.596         | 390            | 696           | 4.319         | 4.292         |
| 2 Borobudur               | 2.921         | 3.025         | 463            | 397           | 3.384         | 3.422         |
| 3 Ngluwar                 | 1.628         | 1.602         | 356            | 344           | 1.984         | 1.946         |
| 4 Salam                   | 2.529         | 2.152         | –              | 314           | 2.529         | 2.466         |
| 5 Srumbung                | 2.197         | 2.075         | 422            | 423           | 2.619         | 2.498         |
| 6 Dukun                   | 2.276         | 2.140         | 159            | 284           | 2.435         | 2.424         |
| 7 Muntilan                | 6.225         | 3.930         | 564            | 2.882         | 6.789         | 6.812         |
| 8 Mungkid                 | 3.763         | 2.886         | 372            | 1.223         | 4.135         | 4.109         |
| 9 Sawangan                | 3.175         | 2.681         | 443            | 903           | 3.618         | 3.584         |
| 10 Candimulyo             | 2.743         | 2.832         | 156            | –             | 2.899         | 2.832         |
| 11 Mertoyudan             | 5.767         | 4.721         | 482            | 1.370         | 6.249         | 6.091         |
| 12 Tempuran               | 3.498         | 2.896         | 93             | 617           | 3.591         | 3.513         |
| 13 Kajoran                | 3.226         | 3.268         | 66             | –             | 3.292         | 3.268         |
| 14 Kaliangkrik            | 2.552         | 2.687         | 482            | 274           | 3.034         | 2.961         |
| 15 Bandongan              | 2.882         | 2.903         | 695            | 726           | 3.577         | 3.629         |
| 16 Windusari              | 2.668         | 2.639         | 75             | –             | 2.743         | 2.639         |
| 17 Secang                 | 3.501         | 3.287         | 677            | 850           | 4.178         | 4.137         |
| 18 Tegalrejo              | 3.230         | 3.030         | 422            | 598           | 3.652         | 3.628         |
| 19 Pakis                  | 3.217         | 3.319         | 381            | 215           | 3.598         | 3.534         |
| 20 Grabag                 | 4.284         | 4.875         | 1.302          | 484           | 5.586         | 5.359         |
| 21 Ngablak                | 2.131         | 2.402         | 406            | –             | 2.537         | 2.402         |
| <b>Kabupaten Magelang</b> | <b>68.342</b> | <b>62.946</b> | <b>8.406</b>   | <b>12.600</b> | <b>76.748</b> | <b>75.546</b> |

Catatan/Note: <sup>1</sup> Jumlah guru termasuk kepala sekolah dan guru/The total of teachers including headmaster and teacher  
 Sumber/Source: 2021/2022-Kementerian Pendidikan dan Kebudayaan, Sistem Data Pokok Pendidikan, data semester ganjil/Ministry of Education and Culture, Basic Education Data System, odd semester  
 2022/2023-Kementerian Pendidikan, Kebudayaan, Riset, dan Teknologi, Sistem Data Pokok Pendidikan, data semester ganjil 2022/Ministry of Education, Culture, Research, and Technology, Basic Education Data System, odd semester 2022

Tabel  
Table 4.1.4

**Jumlah Sekolah, Guru dan Murid Madrasah Ibtidaiyah (MI) di Bawah Kementerian Agama Menurut Kecamatan di Kabupaten Magelang, 2023/2024 dan 2024/2025**  
**Number of Schools, Teachers, and Pupils in Madrasah Ibtidaiyah (MI) Under The Ministry of Religious Affairs by District in Magelang Regency, 2023/2024 and 2024/2025**

| Kecamatan<br>District | Sekolah/Schools |           |                |           |              |           |
|-----------------------|-----------------|-----------|----------------|-----------|--------------|-----------|
|                       | Negeri/Public   |           | Swasta/Private |           | Jumlah/Total |           |
|                       | 2023/2024       | 2024/2025 | 2023/2024      | 2024/2025 | 2023/2024    | 2024/2025 |
| (1)                   | (2)             | (3)       | (4)            | (5)       | (6)          | (7)       |
| 1 Salaman             | 1               | 1         | 16             | 16        | 17           | 17        |
| 2 Borobudur           | 1               | 1         | 14             | 14        | 15           | 15        |
| 3 Ngluwar             | –               | –         | 7              | 7         | 7            | 7         |
| 4 Salam               | 1               | 1         | 12             | 12        | 13           | 13        |
| 5 Srumbung            | –               | –         | 16             | 16        | 16           | 16        |
| 6 Dukun               | –               | –         | 8              | 8         | 8            | 8         |
| 7 Muntilan            | –               | –         | 9              | 9         | 9            | 9         |
| 8 Mungkid             | –               | –         | 17             | 17        | 17           | 17        |
| 9 Sawangan            | –               | –         | 10             | 10        | 10           | 10        |
| 10 Candimulyo         | –               | –         | 13             | 13        | 13           | 13        |
| 11 Mertoyudan         | 1               | 1         | 11             | 11        | 12           | 12        |
| 12 Tempuran           | 1               | 1         | 10             | 10        | 11           | 11        |
| 13 Kajoran            | –               | –         | 24             | 24        | 24           | 24        |
| 14 Kaliangkrik        | –               | –         | 21             | 21        | 21           | 21        |
| 15 Bandongan          | –               | –         | 17             | 17        | 17           | 17        |
| 16 Windusari          | –               | –         | 17             | 17        | 17           | 17        |
| 17 Secang             | 2               | 2         | 21             | 20        | 23           | 22        |
| 18 Tegalrejo          | –               | –         | 17             | 17        | 17           | 17        |
| 19 Pakis              | –               | –         | 9              | 9         | 9            | 9         |
| 20 Grabag             | –               | –         | 27             | 26        | 27           | 26        |
| 21 Ngablak            | –               | –         | 10             | 10        | 10           | 10        |
| Kabupaten Magelang    | 7               | 7         | 306            | 304       | 313          | 311       |

Lanjutan Tabel/*Continued Table* 4.1.4

| Kecamatan<br>District | Guru <sup>1</sup> /Teachers <sup>1</sup> |           |                |           |              |           |
|-----------------------|--|-----------|----------------|-----------|--------------|-----------|
|                       | Negeri/Public                            |           | Swasta/Private |           | Jumlah/Total |           |
|                       | 2023/2024                                | 2024/2025 | 2023/2024      | 2024/2025 | 2023/2024    | 2024/2025 |
| (1)                   | (8)                                      | (9)       | (10)           | (11)      | (12)         | (13)      |
| 1 Salaman             | 30                                       | 30        | 127            | 134       | 157          | 164       |
| 2 Borobudur           | 23                                       | 23        | 106            | 118       | 129          | 141       |
| 3 Ngluwar             | –  | –         | 53             | 51        | 53           | 51        |
| 4 Salam               | 26                                       | 29        | 90             | 79        | 116          | 108       |
| 5 Srumbung            | –  | –         | 95             | 92        | 95           | 92        |
| 6 Dukun               | –  | –         | 52             | 66        | 52           | 66        |
| 7 Muntilan            | –  | –         | 104            | 95        | 104          | 95        |
| 8 Mungkid             | –  | –         | 122            | 138       | 122          | 138       |
| 9 Sawangan            | –  | –         | 58             | 66        | 58           | 66        |
| 10 Candimulyo         | –  | –         | 81             | 76        | 81           | 76        |
| 11 Mertoyudan         | 29                                       | 29        | 102            | 116       | 131          | 145       |
| 12 Tempuran           | 24                                       | 22        | 83             | 73        | 107          | 95        |
| 13 Kajoran            | –  | –         | 165            | 155       | 165          | 155       |
| 14 Kaliangkrik        | –  | –         | 139            | 163       | 139          | 163       |
| 15 Bandongan          | –  | –         | 129            | 130       | 129          | 130       |
| 16 Windusari          | –  | –         | 126            | 131       | 126          | 131       |
| 17 Secang             | 45                                       | 45        | 144            | 145       | 189          | 190       |
| 18 Tegalrejo          | –  | –         | 109            | 119       | 109          | 119       |
| 19 Pakis              | –  | –         | 73             | 71        | 73           | 71        |
| 20 Grabag             | –  | –         | 230            | 216       | 230          | 216       |
| 21 Ngablak            | –  | –         | 59             | 73        | 59           | 73        |
| KabupatenMagelang     | 177                                      | 178       | 2.247          | 2.307     | 2.424        | 2.485     |

Lanjutan Tabel/*Continued Table* 4.1.4

| Kecamatan<br>District    | Murid/Pupils  |              |                |               |               |               |
|--------------------------|---------------|--------------|----------------|---------------|---------------|---------------|
|                          | Negeri/Public |              | Swasta/Private |               | Jumlah/Total  |               |
|                          | 2023/2024     | 2024/2025    | 2023/2024      | 2024/2025     | 2023/2024     | 2024/2025     |
| (1)                      | (14)          | (15)         | (16)           | (17)          | (18)          | (19)          |
| 1 Salaman                | 488           | 511          | 1.770          | 1.813         | 2.255         | 2.324         |
| 2 Borobudur              | 306           | 326          | 1.725          | 1.724         | 2.029         | 2.050         |
| 3 Ngluwar                | –             | –            | 478            | 451           | 478           | 451           |
| 4 Salam                  | 400           | 430          | 914            | 862           | 1.315         | 1.292         |
| 5 Srumbung               | –             | –            | 1.361          | 1.366         | 1.361         | 1.366         |
| 6 Dukun                  | –             | –            | 934            | 923           | 934           | 923           |
| 7 Muntilan               | –             | –            | 1.590          | 1.560         | 1.590         | 1.560         |
| 8 Mungkid                | –             | –            | 2.070          | 2.075         | 2.070         | 2.075         |
| 9 Sawangan               | –             | –            | 1.169          | 1.373         | 1.169         | 1.373         |
| 10 Candimulyo            | –             | –            | 959            | 966           | 959           | 966           |
| 11 Mertoyudan            | 497           | 510          | 1.954          | 1.900         | 2.451         | 2.410         |
| 12 Tempuran              | 356           | 400          | 900            | 860           | 1.256         | 1.260         |
| 13 Kajoran               | –             | –            | 2.055          | 2.161         | 2.055         | 2.161         |
| 14 Kaliangkrik           | –             | –            | 2.392          | 2.456         | 2.392         | 2.456         |
| 15 Bandongan             | –             | –            | 2.273          | 2.322         | 2.273         | 2.322         |
| 16 Windusari             | –             | –            | 1.856          | 1.838         | 1.856         | 1.838         |
| 17 Secang                | 950           | 894          | 2.012          | 1.959         | 2.861         | 2.853         |
| 18 Tegalrejo             | –             | –            | 1.608          | 1.581         | 1.608         | 1.581         |
| 19 Pakis                 | –             | –            | 958            | 978           | 958           | 978           |
| 20 Grabag                | –             | –            | 3.676          | 3.768         | 3.676         | 3.768         |
| 21 Ngablak               | –             | –            | 997            | 896           | 997           | 896           |
| <b>KabupatenMagelang</b> | <b>2.997</b>  | <b>3.071</b> | <b>33.651</b>  | <b>33.832</b> | <b>36.543</b> | <b>36.903</b> |

Sumber/Source: Kementerian Agama, EMIS data semester ganjil laporan sampai dengan 31 Desember 2023/Ministry of Religious Affairs, EMIS odd semester report data up to 31 December 2023

Tabel  
Table 4.1.5

**Jumlah Sekolah, Guru, dan Murid Sekolah Menengah Pertama (SMP) di Bawah Kementerian Pendidikan dan Kebudayaan Menurut Kecamatan di Kabupaten Magelang, 2023/2024 dan 2024/2025**

***Number of Schools, Teachers, and Pupils in Lower Secondary Schools Under The Ministry of Education and Culture by District in Magelang Regency, 2023/2024 and 2024/2025***

| Kecamatan<br>District | Sekolah/Schools |           |                |           |              |           |
|-----------------------|-----------------|-----------|----------------|-----------|--------------|-----------|
|                       | Negeri/Public   |           | Swasta/Private |           | Jumlah/Total |           |
|                       | 2023/2024       | 2024/2025 | 2023/2024      | 2024/2025 | 2023/2024    | 2024/2025 |
| (1)                   | (2)             | (3)       | (4)            | (5)       | (6)          | (7)       |
| 1 Salaman             | 4               | 4         | 10             | 10        | 14           | 14        |
| 2 Borobudur           | 3               | 3         | 4              | 4         | 7            | 7         |
| 3 Ngluwar             | 1               | 1         | 2              | 2         | 3            | 3         |
| 4 Salam               | 3               | 3         | 4              | 4         | 7            | 7         |
| 5 Srumbung            | 2               | 2         | 5              | 5         | 7            | 7         |
| 6 Dukun               | 2               | 2         | 3              | 3         | 5            | 5         |
| 7 Muntilan            | 3               | 3         | 10             | 10        | 13           | 13        |
| 8 Mungkid             | 2               | 2         | 4              | 3         | 6            | 5         |
| 9 Sawangan            | 4               | 4         | 4              | 4         | 8            | 8         |
| 10 Candimulyo         | 3               | 3         | 1              | 1         | 4            | 4         |
| 11 Mertoyudan         | 4               | 4         | 5              | 5         | 9            | 9         |
| 12 Tempuran           | 3               | 3         | 5              | 5         | 8            | 8         |
| 13 Kajoran            | 2               | 2         | 2              | 2         | 4            | 4         |
| 14 Kaliangkrik        | 3               | 3         | 1              | 1         | 4            | 4         |
| 15 Bandongan          | 2               | 2         | 4              | 4         | 6            | 6         |
| 16 Windusari          | 2               | 2         | 1              | 1         | 3            | 3         |
| 17 Secang             | 3               | 3         | 2              | 2         | 5            | 5         |
| 18 Tegalrejo          | 2               | 2         | 3              | 4         | 5            | 6         |
| 19 Pakis              | 5               | 5         | 2              | 2         | 7            | 7         |
| 20 Grabag             | 3               | 3         | 2              | 2         | 5            | 5         |
| 21 Ngablak            | 3               | 3         | 1              | 1         | 4            | 4         |
| KabupatenMagelang     | 59              | 59        | 75             | 75        | 134          | 134       |

Lanjutan Tabel/*Continued Table* 4.1.5

| Kecamatan<br>District | Guru <sup>1</sup> /Teachers <sup>1</sup> |           |                |           |              |           |
|-----------------------|--|-----------|----------------|-----------|--------------|-----------|
|                       | Negeri/Public                            |           | Swasta/Private |           | Jumlah/Total |           |
|                       | 2023/2024                                | 2024/2025 | 2023/2024      | 2024/2025 | 2023/2024    | 2024/2025 |
| (1)                   | (8)                                      | (9)       | (10)           | (11)      | (12)         | (13)      |
| 1 Salaman             | 97                                       | 93        | 73             | 67        | 170          | 160       |
| 2 Borobudur           | 71                                       | 67        | 42             | 41        | 113          | 108       |
| 3 Ngluwar             | 41                                       | 37        | 18             | 17        | 59           | 54        |
| 4 Salam               | 101                                      | 92        | 23             | 24        | 124          | 116       |
| 5 Srumbung            | 71                                       | 65        | 24             | 29        | 95           | 94        |
| 6 Dukun               | 50                                       | 42        | 19             | 19        | 69           | 61        |
| 7 Muntilan            | 109                                      | 104       | 126            | 118       | 235          | 222       |
| 8 Mungkid             | 73                                       | 73        | 71             | 64        | 144          | 137       |
| 9 Sawangan            | 83                                       | 80        | 41             | 36        | 124          | 116       |
| 10 Candimulyo         | 85                                       | 81        | 5              | 5         | 90           | 86        |
| 11 Mertoyudan         | 143                                      | 132       | 44             | 41        | 187          | 173       |
| 12 Tempuran           | 83                                       | 77        | 26             | 22        | 109          | 99        |
| 13 Kajoran            | 64                                       | 61        | 18             | 18        | 82           | 79        |
| 14 Kaliangkrik        | 49                                       | 48        | 8              | 8         | 57           | 56        |
| 15 Bandongan          | 65                                       | 62        | 60             | 60        | 125          | 122       |
| 16 Windusari          | 45                                       | 45        | 2              | 2         | 47           | 47        |
| 17 Secang             | 100                                      | 96        | 13             | 10        | 113          | 106       |
| 18 Tegalrejo          | 51                                       | 49        | 47             | 63        | 98           | 112       |
| 19 Pakis              | 81                                       | 76        | 19             | 18        | 100          | 94        |
| 20 Grabag             | 90                                       | 83        | 19             | 14        | 109          | 97        |
| 21 Ngablak            | 51                                       | 50        | 7              | 7         | 58           | 57        |
| KabupatenMagelang     | 1.603                                    | 1.513     | 705            | 683       | 2.308        | 2.196     |

Lanjutan Tabel/*Continued Table* 4.1.5

| Kecamatan<br>District     | Murid/Pupils  |               |                |               |               |               |
|---------------------------|---------------|---------------|----------------|---------------|---------------|---------------|
|                           | Negeri/Public |               | Swasta/Private |               | Jumlah/Total  |               |
|                           | 2023/2024     | 2024/2025     | 2023/2024      | 2024/2025     | 2023/2024     | 2024/2025     |
| (1)                       | (14)          | (15)          | (16)           | (17)          | (18)          | (19)          |
| 1 Salaman                 | 1.553         | 1.579         | 1.027          | 973           | 2.580         | 2.552         |
| 2 Borobudur               | 1.060         | 1.056         | 527            | 438           | 1.587         | 1.494         |
| 3 Ngluwar                 | 668           | 664           | 200            | 213           | 868           | 877           |
| 4 Salam                   | 1.670         | 1.689         | 492            | 428           | 2.162         | 2.117         |
| 5 Sumbing                 | 1.193         | 1.205         | 537            | 594           | 1.730         | 1.799         |
| 6 Dukun                   | 803           | 821           | 211            | 175           | 1.014         | 996           |
| 7 Muntilan                | 1.828         | 1.836         | 1.955          | 1.876         | 3.783         | 3.712         |
| 8 Mungkid                 | 1.216         | 1.219         | 1.092          | 1.086         | 2.308         | 2.305         |
| 9 Sawangan                | 1.410         | 1.405         | 547            | 549           | 1.957         | 1.954         |
| 10 Candimulyo             | 1.391         | 1.403         | 67             | 60            | 1.458         | 1.463         |
| 11 Mertoyudan             | 2.274         | 2.272         | 1.104          | 1.070         | 3.378         | 3.342         |
| 12 Tempuran               | 1.362         | 1.339         | 406            | 340           | 1.768         | 1.679         |
| 13 Kajoran                | 1.043         | 1.090         | 231            | 201           | 1.274         | 1.291         |
| 14 Kaliangkrik            | 821           | 820           | 195            | 163           | 1.016         | 983           |
| 15 Bandongan              | 1.081         | 1.134         | 1.633          | 1.649         | 2.714         | 2.783         |
| 16 Windusari              | 736           | 794           | 154            | 139           | 890           | 933           |
| 17 Secang                 | 1.596         | 1.559         | 366            | 357           | 1.962         | 1.916         |
| 18 Tegalrejo              | 848           | 868           | 1.554          | 1.673         | 2.402         | 2.541         |
| 19 Pakis                  | 1.200         | 1.193         | 300            | 216           | 1.500         | 1.409         |
| 20 Grabag                 | 1.510         | 1.531         | 329            | 319           | 1.839         | 1.850         |
| 21 Ngablak                | 632           | 605           | 66             | 54            | 698           | 659           |
| <b>Kabupaten Magelang</b> | <b>25.895</b> | <b>26.082</b> | <b>12.993</b>  | <b>12.573</b> | <b>38.888</b> | <b>38.655</b> |

Catatan/Note: <sup>1</sup> Jumlah guru termasuk kepala sekolah dan guru/The total of teachers including headmaster and teacher  
 Sumber/Source: 2021/2022–Kementerian Pendidikan dan Kebudayaan, Sistem Data Pokok Pendidikan, data semester ganjil/Ministry of Education and Culture, Basic Education Data System, odd semester  
 2022/2023–Kementerian Pendidikan, Kebudayaan, Riset, dan Teknologi, Sistem Data Pokok Pendidikan, data semester ganjil 2022/Ministry of Education, Culture, Research, and Technology, Basic Education Data System, odd semester 2022

Tabel  
Table 4.1.6

**Jumlah Sekolah, Guru, dan Murid Madrasah Tsanawiyah (MTs) di Bawah Kementerian Agama Menurut Kecamatan di Kabupaten Magelang, 2023/2024 dan 2024/2025**  
*Number of Schools, Teachers, and Pupils in Madrasah Tsanawiyah (MTs) Under The Ministry of Religious Affairs by District in Magelang Regency, 2023/2024 and 2024/2025*

| Kecamatan<br>District | Sekolah/Schools |           |                |           |              |           |
|-----------------------|-----------------|-----------|----------------|-----------|--------------|-----------|
|                       | Negeri/Public   |           | Swasta/Private |           | Jumlah/Total |           |
|                       | 2023/2024       | 2024/2025 | 2023/2024      | 2024/2025 | 2023/2024    | 2024/2025 |
| (1)                   | (2)             | (3)       | (4)            | (5)       | (6)          | (7)       |
| 1 Salaman             | –               | –         | 5              | 5         | 5            | 5         |
| 2 Borobudur           | 1               | 1         | 1              | 1         | 2            | 2         |
| 3 Ngluwar             | –               | –         | 2              | 2         | 2            | 2         |
| 4 Salam               | –               | –         | 2              | 2         | 2            | 2         |
| 5 Srumbung            | –               | –         | 2              | 2         | 2            | 2         |
| 6 Dukun               | –               | –         | 5              | 5         | 5            | 5         |
| 7 Muntilan            | –               | –         | 5              | 5         | 5            | 5         |
| 8 Mungkid             | –               | –         | 5              | 5         | 5            | 5         |
| 9 Sawangan            | –               | –         | 3              | 3         | 3            | 3         |
| 10 Candimulyo         | –               | –         | 1              | 1         | 1            | 1         |
| 11 Mertoyudan         | –               | –         | 1              | 1         | 1            | 1         |
| 12 Tempuran           | –               | –         | 3              | 3         | 3            | 3         |
| 13 Kajoran            | –               | –         | 7              | 6         | 7            | 6         |
| 14 Kaliangkrik        | 1               | 1         | 2              | 2         | 3            | 3         |
| 15 Bandongan          | –               | –         | 4              | 3         | 4            | 3         |
| 16 Windusari          | 1               | 1         | 4              | 4         | 5            | 5         |
| 17 Secang             | –               | –         | 8              | 8         | 8            | 8         |
| 18 Tegalrejo          | –               | –         | 3              | 3         | 3            | 3         |
| 19 Pakis              | –               | –         | 1              | 1         | 1            | 1         |
| 20 Grabag             | 1               | 1         | 4              | 4         | 5            | 5         |
| 21 Ngablak            | 1               | 1         | 1              | 1         | 2            | 2         |
| KabupatenMagelang     | 5               | 5         | 69             | 67        | 74           | 72        |

Lanjutan Tabel/*Continued Table 4.1.6*

| Kecamatan<br>District | Guru <sup>1</sup> /Teachers <sup>1</sup> |           |                |           |              |           |
|-----------------------|--|-----------|----------------|-----------|--------------|-----------|
|                       | Negeri/Public                            |           | Swasta/Private |           | Jumlah/Total |           |
|                       | 2023/2024                                | 2024/2025 | 2023/2024      | 2024/2025 | 2023/2024    | 2024/2025 |
| (1)                   | (8)                                      | (9)       | (10)           | (11)      | (12)         | (13)      |
| 1 Salaman             | –  | –         | 140            | 119       | 140          | 119       |
| 2 Borobudur           | 62                                       | 58        | 5              | 6         | 67           | 64        |
| 3 Ngluwar             | –  | –         | 11             | 20        | 11           | 20        |
| 4 Salam               | –  | –         | 18             | 17        | 18           | 17        |
| 5 Srumbung            | –  | –         | 42             | 33        | 42           | 33        |
| 6 Dukun               | –  | –         | 82             | 52        | 82           | 52        |
| 7 Muntilan            | –  | –         | 63             | 62        | 63           | 62        |
| 8 Mungkid             | –  | –         | 60             | 49        | 60           | 49        |
| 9 Sawangan            | –  | –         | 25             | 17        | 25           | 17        |
| 10 Candimulyo         | –  | –         | 16             | 13        | 16           | 13        |
| 11 Mertoyudan         | –  | –         | 31             | 22        | 31           | 22        |
| 12 Tempuran           | –  | –         | 41             | 35        | 41           | 35        |
| 13 Kajoran            | –  | –         | 82             | 65        | 82           | 65        |
| 14 Kaliangkrik        | 54                                       | 48        | 27             | 19        | 81           | 67        |
| 15 Bandongan          | –  | –         | 49             | 28        | 49           | 28        |
| 16 Windusari          | 37                                       | 30        | 52             | 36        | 89           | 66        |
| 17 Secang             | –  | –         | 125            | 101       | 125          | 101       |
| 18 Tegalrejo          | –  | –         | 90             | 71        | 90           | 71        |
| 19 Pakis              | –  | –         | 26             | 18        | 26           | 18        |
| 20 Grabag             | 70                                       | 58        | 83             | 64        | 153          | 122       |
| 21 Ngablak            | 46                                       | 35        | 12             | 12        | 58           | 47        |
| KabupatenMagelang     | 269                                      | 229       | 1.080          | 859       | 1.349        | 1.088     |

Lanjutan Tabel/*Continued Table* 4.1.6

| Kecamatan<br>District     | Murid/Pupils  |              |                |               |               |               |
|---------------------------|---------------|--------------|----------------|---------------|---------------|---------------|
|                           | Negeri/Public |              | Swasta/Private |               | Jumlah/Total  |               |
|                           | 2023/2024     | 2024/2025    | 2023/2024      | 2024/2025     | 2023/2024     | 2024/2025     |
| (1)                       | (14)          | (15)         | (16)           | (17)          | (18)          | (19)          |
| 1 Salaman                 | –             | –            | 2.319          | 2.213         | 2.319         | 2.213         |
| 2 Borobudur               | 938           | 941          | 53             | 58            | 991           | 999           |
| 3 Ngluwar                 | –             | –            | 136            | 99            | 136           | 99            |
| 4 Salam                   | –             | –            | 170            | 158           | 170           | 158           |
| 5 Srumbung                | –             | –            | 585            | 466           | 585           | 466           |
| 6 Dukun                   | –             | –            | 1.182          | 1.209         | 1.182         | 1.209         |
| 7 Muntilan                | –             | –            | 628            | 609           | 628           | 609           |
| 8 Mungkid                 | –             | –            | 486            | 336           | 486           | 336           |
| 9 Sawangan                | –             | –            | 172            | 179           | 172           | 179           |
| 10 Candimulyo             | –             | –            | 126            | 112           | 126           | 112           |
| 11 Mertoyudan             | –             | –            | 279            | 254           | 279           | 254           |
| 12 Tempuran               | –             | –            | 405            | 397           | 405           | 397           |
| 13 Kajoran                | –             | –            | 787            | 819           | 787           | 819           |
| 14 Kaliangkrik            | 700           | 716          | 306            | 323           | 1.006         | 1.039         |
| 15 Bandongan              | –             | –            | 368            | 371           | 368           | 371           |
| 16 Windusari              | 424           | 458          | 453            | 475           | 877           | 933           |
| 17 Secang                 | –             | –            | 1.718          | 1.720         | 1.718         | 1.720         |
| 18 Tegalrejo              | –             | –            | 1.171          | 1.229         | 1.171         | 1.229         |
| 19 Pakis                  | –             | –            | 501            | 523           | 501           | 523           |
| 20 Grabag                 | 938           | 943          | 1.231          | 1.282         | 2.169         | 2.225         |
| 21 Ngablak                | 579           | 638          | 67             | 50            | 646           | 688           |
| <b>Kabupaten Magelang</b> | <b>3.579</b>  | <b>3.696</b> | <b>13.143</b>  | <b>12.882</b> | <b>16.722</b> | <b>16.578</b> |

Sumber/Source: Kementerian Agama, EMIS data semester ganjil laporan sampai dengan 31 Desember 2023/Ministry of Religious Affairs, EMIS odd semester report data upto 31 December 2023

Tabel  
Table 4.1.7

**Jumlah Sekolah, Guru, dan Murid Sekolah Menengah Atas (SMA) di Bawah Kementerian Pendidikan dan Kebudayaan Menurut Kecamatan di Kabupaten Magelang, 2023/2024 dan 2024/2025**

*Number of Schools, Teachers, and Pupils in Upper Secondary Schools Under The Ministry of Education and Culture by District in Magelang Regency, 2023/2024 and 2024/2025*

| Kecamatan<br>District | Sekolah/Schools |           |                |           |              |           |
|-----------------------|-----------------|-----------|----------------|-----------|--------------|-----------|
|                       | Negeri/Public   |           | Swasta/Private |           | Jumlah/Total |           |
|                       | 2023/2024       | 2024/2025 | 2023/2024      | 2024/2025 | 2023/2024    | 2024/2025 |
| (1)                   | (2)             | (3)       | (4)            | (5)       | (6)          | (7)       |
| 1 Salaman             | 1               | 1         | 1              | 1         | 2            | 2         |
| 2 Borobudur           | –               | –         | 1              | 1         | 1            | 1         |
| 3 Ngluwar             | 1               | 1         | 1              | 1         | 2            | 2         |
| 4 Salam               | –               | –         | 1              | 1         | 1            | 1         |
| 5 Srumbung            | –               | –         | 1              | 1         | 1            | 1         |
| 6 Dukun               | 1               | 1         | –              | –         | 1            | 1         |
| 7 Muntilan            | 1               | 1         | 6              | 6         | 7            | 7         |
| 8 Mungkid             | –               | –         | 2              | 2         | 2            | 2         |
| 9 Sawangan            | –               | –         | 1              | 1         | 1            | 1         |
| 10 Candimulyo         | 1               | 1         | 1              | 1         | 2            | 2         |
| 11 Mertoyudan         | 2               | 2         | 2              | 2         | 4            | 4         |
| 12 Tempuran           | –               | –         | 1              | 1         | 1            | 1         |
| 13 Kajoran            | –               | –         | –              | –         | –            | –         |
| 14 Kaliangkrik        | –               | –         | 1              | 1         | 1            | 1         |
| 15 Bandongan          | 1               | 1         | 1              | 1         | 2            | 2         |
| 16 Windusari          | –               | –         | –              | –         | –            | –         |
| 17 Secang             | –               | –         | 3              | 3         | 3            | 3         |
| 18 Tegalrejo          | –               | –         | 1              | 1         | 1            | 1         |
| 19 Pakis              | –               | –         | 1              | 1         | 1            | 1         |
| 20 Grabag             | 2               | 2         | 2              | 2         | 4            | 4         |
| 21 Ngablak            | –               | –         | –              | –         | –            | –         |
| Kabupaten Magelang    | 10              | 10        | 27             | 27        | 37           | 37        |

Lanjutan Tabel/*Continued Table 4.1.7*

| Kecamatan<br>District | Guru <sup>1</sup> /Teachers <sup>1</sup> |           |                |           |              |           |
|-----------------------|--|-----------|----------------|-----------|--------------|-----------|
|                       | Negeri/Public                            |           | Swasta/Private |           | Jumlah/Total |           |
|                       | 2023/2024                                | 2024/2025 | 2023/2024      | 2024/2025 | 2023/2024    | 2024/2025 |
| (1)                   | (8)                                      | (9)       | (10)           | (11)      | (12)         | (13)      |
| 1 Salaman             | 59                                       | 56        | 6              | 6         | 65           | 62        |
| 2 Borobudur           | –  | –         | 16             | 19        | 16           | 19        |
| 3 Ngluwar             | 47                                       | 50        | 8              | 8         | 55           | 58        |
| 4 Salam               | –  | –         | 10             | 12        | 10           | 12        |
| 5 Srumbung            | –  | –         | 7              | 7         | 7            | 7         |
| 6 Dukun               | 46                                       | 49        | –              | –         | 46           | 49        |
| 7 Muntilan            | 56                                       | 57        | 106            | 113       | 162          | 170       |
| 8 Mungkid             | –  | –         | 60             | 59        | 60           | 59        |
| 9 Sawangan            | –  | –         | 10             | 9         | 10           | 9         |
| 10 Candimulyo         | 42                                       | 50        | 7              | 6         | 49           | 56        |
| 11 Mertoyudan         | 112                                      | 117       | 102            | 99        | 214          | 216       |
| 12 Tempuran           | –  | –         | 12             | 10        | 12           | 10        |
| 13 Kajoran            | –  | –         | –              | –         | –            | –         |
| 14 Kaliangkrik        | –  | –         | 6              | 6         | 6            | 6         |
| 15 Bandongan          | 43                                       | 48        | 11             | 13        | 54           | 61        |
| 16 Windusari          | –  | –         | –              | –         | –            | –         |
| 17 Secang             | –  | –         | 22             | 20        | 22           | 20        |
| 18 Tegalrejo          | –  | –         | 21             | 23        | 21           | 23        |
| 19 Pakis              | –  | –         | 18             | 17        | 18           | 17        |
| 20 Grabag             | 100                                      | 98        | 23             | 21        | 123          | 119       |
| 21 Ngablak            | –  | –         | –              | –         | –            | –         |
| KabupatenMagelang     | 505                                      | 525       | 445            | 448       | 950          | 973       |

Lanjutan Tabel/Continued Table 4.1.7

| Kecamatan<br>District     | Murid/Pupils  |              |                |              |               |               |
|---------------------------|---------------|--------------|----------------|--------------|---------------|---------------|
|                           | Negeri/Public |              | Swasta/Private |              | Jumlah/Total  |               |
|                           | 2023/2024     | 2024/2025    | 2023/2024      | 2024/2025    | 2023/2024     | 2024/2025     |
| (1)                       | (14)          | (15)         | (16)           | (17)         | (18)          | (19)          |
| 1 Salaman                 | 1.067         | 1.108        | 210            | 301          | 1.277         | 1.409         |
| 2 Borobudur               | –             | –            | 129            | 120          | 129           | 120           |
| 3 Ngluwar                 | 848           | 842          | 56             | 53           | 904           | 895           |
| 4 Salam                   | –             | –            | 86             | 98           | 86            | 98            |
| 5 Srumbung                | –             | –            | 67             | 59           | 67            | 59            |
| 6 Dukun                   | 852           | 854          | –              | –            | 852           | 854           |
| 7 Muntilan                | 1.056         | 1.056        | 1.581          | 1.676        | 2.637         | 2.732         |
| 8 Mungkid                 | –             | –            | 1.115          | 1.010        | 1.115         | 1.010         |
| 9 Sawangan                | –             | –            | 51             | 61           | 51            | 61            |
| 10 Candimulyo             | 834           | 826          | 64             | 68           | 898           | 894           |
| 11 Mertoyudan             | 2.008         | 2.000        | 1.164          | 1.260        | 3.172         | 3.260         |
| 12 Tempuran               | –             | –            | 61             | 54           | 61            | 54            |
| 13 Kajoran                | –             | –            | –              | –            | –             | –             |
| 14 Kaliangkrik            | –             | –            | 134            | 134          | 134           | 134           |
| 15 Bandongan              | 947           | 946          | 184            | 219          | 1.131         | 1.165         |
| 16 Windusari              | –             | –            | –              | –            | –             | –             |
| 17 Secang                 | –             | –            | 340            | 379          | 340           | 379           |
| 18 Tegalrejo              | –             | –            | 707            | 764          | 707           | 764           |
| 19 Pakis                  | –             | –            | 261            | 251          | 261           | 251           |
| 20 Grabag                 | 1.761         | 1.835        | 185            | 174          | 1.946         | 2.009         |
| 21 Ngablak                | –             | –            | –              | –            | –             | –             |
| <b>Kabupaten Magelang</b> | <b>9.373</b>  | <b>9.467</b> | <b>6.395</b>   | <b>6.681</b> | <b>15.768</b> | <b>16.148</b> |

Catatan/Note: <sup>1</sup> Jumlah guru termasuk kepala sekolah dan guru/The total of teachers including headmaster and teacher

<sup>2</sup> Jumlah tidak termasuk sekolah luar negeri/Total does not include foreign schools

Sumber/Source: 2021/2022-Kementerian Pendidikan dan Kebudayaan, Sistem Data Pokok Pendidikan dan data semester ganjil/Ministry of Education and Culture, Basic Education Data System, odd semester

2022/2023-Kementerian Pendidikan, Kebudayaan, Riset dan Teknologi, Sistem Data Pokok Pendidikan, data semester ganjil/2022/Ministry of Education, Culture, Research, and Technology, Basic Education Data System, odd semester 2022

Tabel  
Table 4.1.8

**Jumlah Sekolah, Guru, dan Murid Sekolah Menengah Kejuruan (SMK) di Bawah Kementerian Pendidikan dan Kebudayaan Menurut Kecamatan di Kabupaten Magelang, 2023/2024 dan 2024/2025**

***Number of Schools, Teachers, and Pupils in Vocational High Schools Under Ministry of Education and Culture by District in Magelang Regency, 2023/2024 and 2024/2025***

| Kecamatan<br>District | Sekolah/Schools |           |                |           |              |           |
|-----------------------|-----------------|-----------|----------------|-----------|--------------|-----------|
|                       | Negeri/Public   |           | Swasta/Private |           | Jumlah/Total |           |
|                       | 2023/2024       | 2024/2025 | 2023/2024      | 2024/2025 | 2023/2024    | 2024/2025 |
| (1)                   | (2)             | (3)       | (4)            | (5)       | (6)          | (7)       |
| 1 Salaman             | –               | –         | 4              | 4         | 4            | 4         |
| 2 Borobudur           | –               | –         | 3              | 3         | 3            | 3         |
| 3 Ngluwar             | –               | –         | 1              | 1         | 1            | 1         |
| 4 Salam               | 1               | 1         | 4              | 4         | 5            | 5         |
| 5 Srumbung            | –               | –         | –              | –         | –            | –         |
| 6 Dukun               | –               | –         | 1              | 1         | 1            | 1         |
| 7 Muntilan            | –               | –         | 8              | 8         | 8            | 8         |
| 8 Mungkid             | –               | –         | 2              | 2         | 2            | 2         |
| 9 Sawangan            | –               | –         | 1              | 1         | 1            | 1         |
| 10 Candimulyo         | –               | –         | 1              | 1         | 1            | 1         |
| 11 Mertoyudan         | –               | –         | 3              | 3         | 3            | 3         |
| 12 Tempuran           | –               | –         | 1              | 1         | 1            | 1         |
| 13 Kajoran            | –               | –         | 1              | 1         | 1            | 1         |
| 14 Kaliangkrik        | –               | –         | 1              | 1         | 1            | 1         |
| 15 Bandongan          | –               | –         | 2              | 2         | 2            | 2         |
| 16 Windusari          | 1               | 1         | 2              | 2         | 3            | 3         |
| 17 Secang             | –               | –         | 4              | 4         | 4            | 4         |
| 18 Tegalrejo          | –               | –         | 2              | 2         | 2            | 2         |
| 19 Pakis              | –               | –         | –              | –         | –            | –         |
| 20 Grabag             | –               | –         | 1              | 1         | 1            | 1         |
| 21 Ngablak            | 1               | 1         | –              | –         | 1            | 1         |
| Kabupaten Magelang    | 3               | 3         | 42             | 42        | 45           | 45        |

Lanjutan Tabel/*Continued Table 4.1.8*

| Kecamatan<br>District | Guru <sup>1</sup> /Teachers <sup>1</sup> |           |                |           |              |           |
|-----------------------|--|-----------|----------------|-----------|--------------|-----------|
|                       | Negeri/Public                            |           | Swasta/Private |           | Jumlah/Total |           |
|                       | 2023/2024                                | 2024/2025 | 2023/2024      | 2024/2025 | 2023/2024    | 2024/2025 |
| (1)                   | (8)                                      | (9)       | (10)           | (11)      | (12)         | (13)      |
| 1 Salaman             | –  | –         | 91             | 94        | 91           | 94        |
| 2 Borobudur           | –  | –         | 61             | 62        | 61           | 62        |
| 3 Ngluwar             | –  | –         | 15             | 16        | 15           | 16        |
| 4 Salam               | 79                                       | 80        | 114            | 116       | 193          | 196       |
| 5 Srumbung            | –  | –         | –              | –         | –            | –         |
| 6 Dukun               | –  | –         | 17             | 17        | 17           | 17        |
| 7 Muntilan            | –  | –         | 180            | 178       | 180          | 178       |
| 8 Mungkid             | –  | –         | 87             | 87        | 87           | 87        |
| 9 Sawangan            | –  | –         | 13             | 12        | 13           | 12        |
| 10 Candimulyo         | –  | –         | 9              | 10        | 9            | 10        |
| 11 Mertoyudan         | –  | –         | 98             | 93        | 98           | 93        |
| 12 Tempuran           | –  | –         | 23             | 22        | 23           | 22        |
| 13 Kajoran            | –  | –         | 19             | 19        | 19           | 19        |
| 14 Kaliangkrik        | –  | –         | 10             | 10        | 10           | 10        |
| 15 Bandongan          | –  | –         | 51             | 51        | 51           | 51        |
| 16 Windusari          | 70                                       | 68        | 18             | 17        | 88           | 85        |
| 17 Secang             | –  | –         | 85             | 84        | 85           | 84        |
| 18 Tegalrejo          | –  | –         | 68             | 61        | 68           | 61        |
| 19 Pakis              | –  | –         | –              | –         | –            | –         |
| 20 Grabag             | –  | –         | 23             | 23        | 23           | 23        |
| 21 Ngablak            | 47                                       | 46        | –              | –         | 47           | 46        |
| KabupatenMagelang     | 196                                      | 194       | 982            | 972       | 1.178        | 1.166     |

Lanjutan Tabel/Continued Table 4.1.8

| Kecamatan<br>District     | Murid/Pupils  |              |                |               |               |               |
|---------------------------|---------------|--------------|----------------|---------------|---------------|---------------|
|                           | Negeri/Public |              | Swasta/Private |               | Jumlah/Total  |               |
|                           | 2023/2024     | 2024/2025    | 2023/2024      | 2024/2025     | 2023/2024     | 2024/2025     |
| (1)                       | (14)          | (15)         | (16)           | (17)          | (18)          | (19)          |
| 1 Salaman                 | –             | –            | 2.248          | 2.309         | 2.248         | 2.309         |
| 2 Borobudur               | –             | –            | 963            | 917           | 963           | 917           |
| 3 Ngluwar                 | –             | –            | 169            | 146           | 169           | 146           |
| 4 Salam                   | 1.383         | 1.373        | 1.676          | 1.739         | 3.059         | 3.112         |
| 5 Srumbung                | –             | –            | –              | –             | –             | –             |
| 6 Dukun                   | –             | –            | 262            | 261           | 262           | 261           |
| 7 Muntilan                | –             | –            | 3.530          | 3.652         | 3.530         | 3.652         |
| 8 Mungkid                 | –             | –            | 1.370          | 1.442         | 1.370         | 1.442         |
| 9 Sawangan                | –             | –            | 229            | 217           | 229           | 217           |
| 10 Candimulyo             | –             | –            | 96             | 87            | 96            | 87            |
| 11 Mertoyudan             | –             | –            | 1.740          | 1.782         | 1.740         | 1.782         |
| 12 Tempuran               | –             | –            | 453            | 434           | 453           | 434           |
| 13 Kajoran                | –             | –            | 358            | 366           | 358           | 366           |
| 14 Kaliangkrik            | –             | –            | 106            | 88            | 106           | 88            |
| 15 Bandongan              | –             | –            | 1.496          | 1.678         | 1.496         | 1.678         |
| 16 Windusari              | 1.034         | 985          | 196            | 170           | 1.230         | 1.155         |
| 17 Secang                 | –             | –            | 1.259          | 1.300         | 1.259         | 1.300         |
| 18 Tegalrejo              | –             | –            | 1.347          | 1.372         | 1.347         | 1.372         |
| 19 Pakis                  | –             | –            | –              | –             | –             | –             |
| 20 Grabag                 | –             | –            | 545            | 555           | 545           | 555           |
| 21 Ngablak                | 866           | 927          | –              | –             | 866           | 927           |
| <b>Kabupaten Magelang</b> | <b>3.283</b>  | <b>3.285</b> | <b>18.043</b>  | <b>18.515</b> | <b>21.326</b> | <b>21.800</b> |

Catatan/Note: <sup>1</sup>Guru yang mengajar di sekolah atau lebih dihitung di masing-masing sekolah. Jumlah guru termasuk kepala sekolah dan guru. The teacher who taught in two schools or more counted in every school. The total of teachers including headmaster and teacher

Sumber/Source: 2022/2023-Kementerian Pendidikan dan Kebudayaan, Sistem Data Pokok Pendidikan, data semester ganjil/Ministry of Education and Culture, Basic Education Data System, odd semester  
2022/2023-Kementerian Pendidikan, Kebudayaan, Riset, dan Teknologi, Sistem Data Pokok Pendidikan, data semester ganjil/2023/Ministry of Education, Culture, Research, and Technology, Basic Education Data System, odd semester 2023

Tabel  
Table 4.1.9

**Jumlah Sekolah, Guru, dan Murid Madrasah Aliyah (MA) di Bawah Kementerian Agama Menurut Kecamatan di Kabupaten Magelang, 2023/2024 dan 2024/2025**  
**Number of Schools, Teachers, and Pupils in Madrasah Aliyah (MA) Under The Ministry of Religious Affairs by District in Magelang Regency, 2023/2024 and 2024/2025**

| Kecamatan<br>District      | Sekolah/Schools |           |                |           |              |           |
|----------------------------|-----------------|-----------|----------------|-----------|--------------|-----------|
|                            | Negeri/Public   |           | Swasta/Private |           | Jumlah/Total |           |
|                            | 2023/2024       | 2024/2025 | 2023/2024      | 2024/2025 | 2023/2024    | 2024/2025 |
| (1)                        | (2)             | (3)       | (4)            | (5)       | (6)          | (7)       |
| 1 Salaman                  | -               | -         | 3              | 3         | 3            | 3         |
| 2 Borobudur                | -               | -         | 2              | 2         | 2            | 2         |
| 3 Ngluwar                  | -               | -         | -              | -         | -            | -         |
| 4 Salam                    | -               | -         | -              | -         | -            | -         |
| 5 Srumbung                 | -               | -         | -              | -         | -            | -         |
| 6 Dukun                    | -               | -         | 1              | 1         | 1            | 1         |
| 7 Muntilan                 | -               | -         | 1              | 1         | 1            | 1         |
| 8 Mungkid                  | -               | -         | 2              | 2         | 2            | 2         |
| 9 Sawangan                 | -               | -         | 1              | 1         | 1            | 1         |
| 10 Candimulyo              | -               | -         | -              | -         | -            | -         |
| 11 Mertoyudan <sup>1</sup> | 1               | 1         | 1              | 1         | 2            | 2         |
| 12 Tempuran                | -               | -         | 1              | 1         | 1            | 1         |
| 13 Kajoran                 | -               | -         | 2              | 2         | 2            | 2         |
| 14 Kaliangkrik             | -               | -         | 2              | 2         | 2            | 2         |
| 15 Bandongan               | -               | -         | -              | -         | -            | -         |
| 16 Windusari               | -               | -         | 1              | 1         | 1            | 1         |
| 17 Secang                  | -               | -         | 3              | 3         | 3            | 3         |
| 18 Tegalrejo               | 1               | 1         | 1              | 1         | 2            | 2         |
| 19 Pakis                   | -               | -         | 1              | 1         | 1            | 1         |
| 20 Grabag                  | -               | -         | 2              | 2         | 2            | 2         |
| 21 Ngablak                 | -               | -         | 1              | 1         | 1            | 1         |
| Kabupaten Magelang         | 2               | 2         | 25             | 25        | 27           | 27        |

Lanjutan Tabel/*Continued Table* 4.1.9

| Kecamatan<br>District      | Guru /Teachers |           |                |           |              |           |
|----------------------------|----------------|-----------|----------------|-----------|--------------|-----------|
|                            | Negeri/Public  |           | Swasta/Private |           | Jumlah/Total |           |
|                            | 2023/2024      | 2024/2025 | 2023/2024      | 2024/2025 | 2023/2024    | 2024/2025 |
| (1)                        | (8)            | (9)       | (10)           | (11)      | (12)         | (13)      |
| 1 Salaman                  | –              | –         | 61             | 54        | 61           | 54        |
| 2 Borobudur                | –              | –         | 27             | 15        | 27           | 15        |
| 3 Ngluwar                  | –              | –         | –              | –         | –            | –         |
| 4 Salam                    | –              | –         | –              | –         | –            | –         |
| 5 Sumbing                  | –              | –         | –              | –         | –            | –         |
| 6 Dukun                    | –              | –         | 15             | 22        | 15           | 22        |
| 7 Muntilan                 | –              | –         | 11             | 11        | 11           | 11        |
| 8 Mungkid                  | –              | –         | 18             | 20        | 18           | 20        |
| 9 Sawangan                 | –              | –         | 8              | 3         | 8            | 3         |
| 10 Candimulyo              | –              | –         | –              | –         | –            | –         |
| 11 Mertoyudan <sup>1</sup> | 107            | 93        | 24             | 32        | 131          | 125       |
| 12 Tempuran                | –              | –         | 11             | 3         | 11           | 3         |
| 13 Kajoran                 | –              | –         | 23             | 19        | 23           | 19        |
| 14 Kaliangkrik             | –              | –         | 31             | 23        | 31           | 23        |
| 15 Bandongan               | –              | –         | –              | –         | –            | –         |
| 16 Windusari               | –              | –         | 12             | 10        | 12           | 10        |
| 17 Secang                  | –              | –         | 67             | 59        | 67           | 59        |
| 18 Tegalrejo               | 62             | 51        | 12             | 24        | 74           | 75        |
| 19 Pakis                   | –              | –         | –              | –         | –            | –         |
| 20 Grabag                  | –              | –         | 43             | 37        | 43           | 37        |
| 21 Ngablak                 | –              | –         | 4              | 9         | 4            | 9         |
| KabupatenMagelang          | 169            | 144       | 367            | 341       | 536          | 485       |

Lanjutan Tabel/Continued Table 4.1.9

| Kecamatan<br>District      | Murid/Pupils  |              |                |              |              |              |
|----------------------------|---------------|--------------|----------------|--------------|--------------|--------------|
|                            | Negeri/Public |              | Swasta/Private |              | Jumlah/Total |              |
|                            | 2023/2024     | 2024/2025    | 2023/2024      | 2024/2025    | 2023/2024    | 2024/2025    |
| (1)                        | (14)          | (15)         | (16)           | (17)         | (18)         | (19)         |
| 1 Salaman                  | -             | -            | 722            | 711          | 722          | 711          |
| 2 Borobudur                | -             | -            | 111            | 135          | 111          | 135          |
| 3 Ngluwar                  | -             | -            | -              | -            | -            | -            |
| 4 Salam                    | -             | -            | -              | -            | -            | -            |
| 5 Srumbung                 | -             | -            | -              | -            | -            | -            |
| 6 Dukun                    | -             | -            | 323            | 387          | 323          | 387          |
| 7 Muntilan                 | -             | -            | 105            | 90           | 105          | 90           |
| 8 Mungkid                  | -             | -            | 119            | 88           | 119          | 88           |
| 9 Sawangan                 | -             | -            | 36             | 29           | 36           | 29           |
| 10 Candimulyo              | -             | -            | -              | -            | -            | -            |
| 11 Mertoyudan <sup>1</sup> | 1.547         | 1.583        | 576            | 681          | 2.123        | 2.264        |
| 12 Tempuran                | -             | -            | 77             | 91           | 77           | 91           |
| 13 Kajoran                 | -             | -            | 95             | 103          | 95           | 103          |
| 14 Kaliangkrik             | -             | -            | 223            | 250          | 223          | 250          |
| 15 Bandongan               | -             | -            | -              | -            | -            | -            |
| 16 Windusari               | -             | -            | 118            | 118          | 118          | 118          |
| 17 Secang                  | -             | -            | 843            | 916          | 843          | 916          |
| 18 Tegalrejo               | 907           | 923          | 283            | 433          | 1.190        | 1.356        |
| 19 Pakis                   | -             | -            | -              | -            | -            | -            |
| 20 Grabag                  | -             | -            | 451            | 576          | 451          | 576          |
| 21 Ngablak                 | -             | -            | 71             | 67           | 71           | 67           |
| <b>Kabupaten Magelang</b>  | <b>2.454</b>  | <b>2.506</b> | <b>4.153</b>   | <b>4.675</b> | <b>6.607</b> | <b>7.181</b> |

Catatan/Note: <sup>1</sup>Dibawah Kantor Kementerian Agama Kabupaten Magelang di lokasi sekolah di Kota Magelang/Under The Ministry of Religious Affairs of Magelang Regency but location of school in Magelang Municipality

Sumber/Source: Kementerian Agama, EMIS data semester ganjil laporan sampai dengan 31 Desember 2023/Ministry of Religious Affairs, EMIS odd semester report data upto 31 December 2023

Tabel  
Table 4.1.10

**Jumlah Desa/Kelurahan yang Memiliki Fasilitas Sekolah Menurut Kecamatan dan Tingkat Pendidikan di Kabupaten Magelang, 2020– 2024**  
*Number of Villages/Kelurahan Having Educational Facilities by District and Educational Level in Magelang Regency, 2020– 2024*

| Kecamatan<br>District | SD<br>Primary School |      |      | SMP<br>Lower Secondary School |      |      |
|-----------------------|----------------------|------|------|-------------------------------|------|------|
|                       | 2020                 | 2021 | 2024 | 2020                          | 2021 | 2024 |
| (1)                   | (2)                  | (3)  | (4)  | (5)                           | (6)  | (7)  |
| 1 Salaman             | 20                   | 20   | 20   | 11                            | 11   | 12   |
| 2 Borobudur           | 20                   | 20   | 20   | 6                             | 6    | 6    |
| 3 Ngluwar             | 8                    | 8    | 8    | 3                             | 3    | 3    |
| 4 Salam               | 12                   | 12   | 12   | 6                             | 6    | 6    |
| 5 Sumbing             | 17                   | 17   | 17   | 6                             | 6    | 6    |
| 6 Dukun               | 15                   | 15   | 15   | 8                             | 8    | 8    |
| 7 Muntilan            | 14                   | 14   | 14   | 9                             | 9    | 10   |
| 8 Mungkid             | 16                   | 16   | 16   | 6                             | 6    | 6    |
| 9 Sawangan            | 15                   | 15   | 15   | 9                             | 8    | 9    |
| 10 Candimulyo         | 19                   | 19   | 19   | 5                             | 5    | 5    |
| 11 Mertoyudan         | 13                   | 13   | 13   | 9                             | 9    | 9    |
| 12 Tempuran           | 15                   | 15   | 15   | 7                             | 7    | 7    |
| 13 Kajoran            | 27                   | 27   | 27   | 9                             | 9    | 9    |
| 14 Kaliangkrik        | 20                   | 20   | 20   | 7                             | 6    | 7    |
| 15 Bandongan          | 14                   | 14   | 14   | 6                             | 6    | 6    |
| 16 Windusari          | 20                   | 20   | 20   | 6                             | 6    | 6    |
| 17 Secang             | 20                   | 20   | 20   | 10                            | 10   | 10   |
| 18 Tegalrejo          | 21                   | 21   | 21   | 5                             | 5    | 5    |
| 19 Pakis              | 20                   | 20   | 20   | 7                             | 8    | 8    |
| 20 Grabag             | 27                   | 27   | 27   | 8                             | 8    | 8    |
| 21 Ngablak            | 16                   | 16   | 16   | 4                             | 5    | 5    |
| Kabupaten Magelang    | 369                  | 369  | 369  | 147                           | 147  | 151  |

Lanjutan Tabel/*Continued Table* 4.1.10

| Kecamatan<br>District | SMA<br>Upper Secondary School |      |      | SMK<br>Vocational School |      |      |
|-----------------------|-------------------------------|------|------|--------------------------|------|------|
|                       | 2020                          | 2021 | 2024 | 2020                     | 2021 | 2024 |
| (1)                   | (8)                           | (9)  | (10) | (11)                     | (12) | (13) |
| 1 Salaman             | 5                             | 5    | 6    | 2                        | 2    | 3    |
| 2 Borobudur           | 1                             | 1    | 2    | 1                        | 1    | 1    |
| 3 Ngluwar             | 2                             | 2    | 2    | 1                        | 1    | 1    |
| 4 Salam               | 1                             | 1    | 1    | 5                        | 5    | 5    |
| 5 Srumbung            | 1                             | 1    | 1    | –                        | –    | –    |
| 6 Dukun               | 2                             | 2    | 2    | 1                        | 1    | 1    |
| 7 Muntilan            | 5                             | 5    | 6    | 5                        | 5    | 5    |
| 8 Mungkid             | 3                             | 4    | 4    | 2                        | 2    | 2    |
| 9 Sawangan            | 3                             | 4    | 3    | 1                        | 1    | 1    |
| 10 Candimulyo         | 2                             | 2    | 2    | 1                        | 1    | 1    |
| 11 Mertoyudan         | 4                             | 4    | 5    | 2                        | 2    | 2    |
| 12 Tempuran           | 1                             | 1    | 1    | 1                        | 1    | 1    |
| 13 Kajoran            | 1                             | 1    | 1    | 1                        | 1    | 1    |
| 14 Kaliangkrik        | 3                             | 3    | 3    | 1                        | 1    | 1    |
| 15 Bandongan          | 1                             | 1    | 2    | 2                        | 2    | 2    |
| 16 Windusari          | 1                             | 1    | 1    | 3                        | 3    | 3    |
| 17 Secang             | 5                             | 6    | 5    | 4                        | 4    | 4    |
| 18 Tegalrejo          | 1                             | 1    | 2    | 2                        | 2    | 2    |
| 19 Pakis              | 2                             | 2    | 2    | –                        | –    | –    |
| 20 Grabag             | 3                             | 3    | 3    | 2                        | 3    | 2    |
| 21 Ngablak            | –                             | –    | –    | 2                        | 2    | 2    |
| Kabupaten Magelang    | 47                            | 50   | 54   | 39                       | 40   | 40   |

Lanjutan Tabel/*Continued Table* 4.1.10

| Kecamatan<br>District     | Perguruan Tinggi<br>University |          |          |
|---------------------------|--------------------------------|----------|----------|
|                           | 2020                           | 2021     | 2024     |
| (1)                       | (14)                           | (15)     | (16)     |
| 1 Salaman                 | -                              | -        | -        |
| 2 Borobudur               | -                              | -        | -        |
| 3 Ngluwar                 | -                              | -        | -        |
| 4 Salam                   | -                              | -        | -        |
| 5 Srumbung                | -                              | -        | -        |
| 6 Dukun                   | -                              | -        | -        |
| 7 Muntilan                | 1                              | 1        | 1        |
| 8 Mungkid                 | 1                              | 1        | 1        |
| 9 Sawangan                | -                              | -        | 1        |
| 10 Candimulyo             | -                              | -        | -        |
| 11 Mertoyudan             | 1                              | 1        | 1        |
| 12 Tempuran               | 1                              | 1        | 1        |
| 13 Kajoran                | -                              | -        | -        |
| 14 Kaliangkrik            | -                              | -        | -        |
| 15 Bandongan              | -                              | -        | -        |
| 16 Windusari              | -                              | -        | -        |
| 17 Secang                 | 1                              | 1        | 1        |
| 18 Tegalrejo              | 1                              | 1        | 1        |
| 19 Pakis                  | -                              | -        | -        |
| 20 Grabag                 | -                              | -        | -        |
| 21 Ngablak                | -                              | -        | -        |
| <b>Kabupaten Magelang</b> | <b>6</b>                       | <b>6</b> | <b>7</b> |

Catatan/Note: Periode pendataan Podes 2024 dilakukan Pada Mei 2024/The 2024 Podes data collection period conducted in May 2024  
 Sumber/Source: Badan Pusat Statistik, Pendataan Potensi Desa (Podes)/BPS–Statistics Indonesia, Village Potential Data Collection

**Tabel**  
**Table** 4.1.11

**Angka Partisipasi Murni (APM) dan Angka Partisipasi Kasar (APK) Menurut Jenjang Pendidikan di Kabupaten Magelang, 2023 dan 2024**  
***Net Enrollment Rates and Gross Enrollment Rates by Educational Level in Magelang Regency, 2023 and 2024***

| Jenjang Pendidikan<br>Educational Level         | Angka Partisipasi Murni (APM)<br>Net Enrollment Rates |       | Angka Partisipasi Kasar (APK)<br>Gross Enrollment Rates |        |
|---|---|-------|---|--------|
|   | 2023  | 2024  | 2023  | 2024   |
| (1)   | (2)   | (3)   | (4)   | (5)    |
| SD/MI/ sederajat<br>Primary School              | 97,75   | 97,35 | 104,84  | 101,95 |
| SMP/MTs/ sederajat<br>Lower Secondary School    | 80,12   | 80,55 | 101,29  | 93,34  |
| SMA/SMK/MA/ sederajat<br>Upper Secondary School | 61,02   | 63,87 | 82,84   | 85,10  |

Sumber/Source: Badan Pusat Statistik, Survei Sosial Ekonomi Nasional (Susenas)/BPS – Statistics Indonesia, National Socioeconomic Survey

Tabel  
Table 4.1.12

**Persentase Penduduk Berumur 15 Tahun ke Atas yang Melek Huruf Menurut Kelompok Umur di Kabupaten Magelang, 2023 dan 2024**  
*Percentage of Literate People Aged 15 Years and Over by Age Group in Magelang Regency, 2023 and 2024*

| Kelompok Umur<br>Age Group | 2023                       |                              |                        | 2024                       |                              |                        |
|----------------------------|----------------------------|------------------------------|------------------------|----------------------------|------------------------------|------------------------|
|                            | Laki-laki /<br><i>Male</i> | Perempuan<br>/ <i>Female</i> | Total/<br><i>Total</i> | Laki-laki /<br><i>Male</i> | Perempuan<br>/ <i>Female</i> | Total/<br><i>Total</i> |
| (1)                        | (2)                        | (3)                          | (4)                    | (5)                        | (6)                          | (7)                    |
| 15–24                      | 100,00                     | 100,00                       | 100,00                 | 100,00                     | 100,00                       | 100,00                 |
| 15–59                      | 98,81                      | 98,16                        | 98,49                  | 99,21                      | 97,75                        | 98,49                  |
| 15+                        | 96,04                      | 92,71                        | 94,38                  | 95,85                      | 91,57                        | 93,72                  |
| 60+                        | 84,90                      | 72,85                        | 78,66                  | 82,78                      | 69,72                        | 76,02                  |

Sumber/Source: Badan Pusat Statistik, Survei Sosial Ekonomi Nasional (Susenas)/BPS–Statistics Indonesia, National Socioeconomic Survey

**Tabel**  
**Table** 4.1.13

**Jumlah Sekolah, Murid, Guru, dan Rasio Murid–Guru Sekolah Luar Biasa (SLB) Menurut Kecamatan di Kabupaten Magelang, 2024/2025**  
***Number of Schools, Pupils, Teachers, and School–Teacher Ratio of Schools Extraordinary by District in Magelang Regency, 2024/20245***

|    | Kecamatan<br>District | Sekolah<br>Schools | Murid<br>Pupils | Guru<br>Teachers | Rasio Murid–<br>Guru/Pupil–<br>Teacher Ratio |
|----|-----------------------|--------------------|-----------------|------------------|--|
|    | (1)                   | (2)                | (3)             | (4)              | (5)  |
| 1  | Salaman               | –                  | –               | –                | –  |
| 2  | Borobudur             | –                  | –               | –                | –  |
| 3  | Ngluwar               | –                  | –               | –                | –  |
| 4  | S a l a m             | –                  | –               | –                | –  |
| 5  | Srumbung              | 1                  | 74              | 12               | 6  |
| 6  | D u k u n             | –                  | –               | –                | –  |
| 7  | Muntilan              | 1                  | 192             | 32               | 6  |
| 8  | Mungkid               | –                  | –               | –                | –  |
| 9  | Sawangan              | –                  | –               | –                | –  |
| 10 | Candimulyo            | –                  | –               | –                | –  |
| 11 | Mertoyudan            | –                  | –               | –                | –  |
| 12 | Tempuran              | –                  | –               | –                | –  |
| 13 | Kajoran               | –                  | –               | –                | –  |
| 14 | Kaliangkrik           | –                  | –               | –                | –  |
| 15 | Bandongan             | –                  | –               | –                | –  |
| 16 | Windusari             | –                  | –               | –                | –  |
| 17 | Secang                | 1                  | 43              | 10               | 5  |
| 18 | Tegalrejo             | –                  | –               | –                | –  |
| 19 | Pakis                 | –                  | –               | –                | –  |
| 20 | Grabag                | –                  | –               | –                | –  |
| 21 | Ngablak               | –                  | –               | –                | –  |
|    | 2024/2025             | 3                  | 309             | 54               | 6  |
|    | 2023/2024             | 3                  | 297             | 52               | 6  |
|    | 2022/2023             | 3                  | 284             | 51               | 6  |
|    | 2021/2022             | 3                  | 291             | 45               | 6  |
|    | 2020/2021             | 3                  | 279             | 44               | 6  |

Sumber/Source: Dinas Pendidikan Dan Kebudayaan Kabupaten Magelang/ Education and Culture Service of Magelang Regency

Tabel  
Table 4.1.14

**Jumlah Perguruan Tinggi, Mahasiswa, dan Tenaga Edukatif (Negeri dan Swasta) Menurut Kecamatan di Kabupaten Magelang, 2024/2025**  
**Number of Universities, Pupils, and Lecturers (State and Private) by District in Magelang Regency, 2024/2025**

| Kecamatan<br>District     | Jumlah Perguruan Tinggi/<br>Number of Universities |                   |                 | Jumlah Mahasiswa/Number<br>of Pupils |                   |                 | Jumlah Tenaga Pendidik<br>Number of Lecturers |                   |                 |
|---------------------------|--|-------------------|-----------------|--------------------------------------|-------------------|-----------------|---|-------------------|-----------------|
|                           | Negeri<br>Public                                   | Swasta<br>Private | Jumlah<br>Total | Negeri<br>Public                     | Swasta<br>Private | Jumlah<br>Total | Negeri<br>Public                              | Swasta<br>Private | Jumlah<br>Total |
| (1)                       | (2)  | (3)               | (4)             | (5)                                  | (6)               | (7)             | (8)   | (9)               | (10)            |
| 1 Salaman                 | -  | -                 | -               | -                                    | -                 | -               | -   | -                 | -               |
| 2 Borobudur               | -  | -                 | -               | -                                    | -                 | -               | -   | -                 | -               |
| 3 Ngluwar                 | -  | -                 | -               | -                                    | -                 | -               | -   | -                 | -               |
| 4 S a l a m               | -  | -                 | -               | -                                    | -                 | -               | -   | -                 | -               |
| 5 Srumbung                | -  | -                 | -               | -                                    | -                 | -               | -   | -                 | -               |
| 6 D u k u n               | -  | -                 | -               | -                                    | -                 | -               | -   | -                 | -               |
| 7 Muntilan                | -  | 1                 | 1               | -                                    | 32                | 32              | -   | 15                | 15              |
| 8 Mungkid                 | -  | 2                 | 2               | -                                    | 396               | 396             | -   | 31                | 31              |
| 9 Sawangan                | -  | 1                 | 1               | -                                    | ...               | ...             | -   | ...               | ...             |
| 10 Candimulyo             | -  | -                 | -               | -                                    | -                 | -               | -   | -                 | -               |
| 11 Mertoyudan             | -  | 1                 | 1               | -                                    | 1.851             | 1.851           | -   | 151               | 151             |
| 12 Tempuran               | -  | 1                 | 1               | -                                    | 647               | 647             | -   | 37                | 37              |
| 13 Kajoran                | -  | -                 | -               | -                                    | -                 | -               | -   | -                 | -               |
| 14 Kaliangkrik            | -  | -                 | -               | -                                    | -                 | -               | -   | -                 | -               |
| 15 Bandongan              | -  | -                 | -               | -                                    | -                 | -               | -   | -                 | -               |
| 16 Windusari              | -  | -                 | -               | -                                    | -                 | -               | -   | -                 | -               |
| 17 Secang                 | -  | 1                 | 1               | -                                    | 182               | 182             | -   | 9                 | 9               |
| 18 Tegalrejo              | -  | 1                 | 1               | -                                    | 578               | 578             | -   | 33                | 33              |
| 19 Pakis                  | -  | -                 | -               | -                                    | -                 | -               | -   | -                 | -               |
| 20 Grabag                 | -  | -                 | -               | -                                    | -                 | -               | -   | -                 | -               |
| 21 Ngablak                | -  | -                 | -               | -                                    | -                 | -               | -   | -                 | -               |
| <b>Kabupaten Magelang</b> | <b>-</b>   | <b>7</b>          | <b>7</b>        | <b>-</b>                             | <b>3.686</b>      | <b>3.686</b>    | <b>-</b>                                      | <b>276</b>        | <b>276</b>      |

Sumber/Source: Perguruan Tinggi-Perguruan Tinggi di Kabupaten Magelang/ Universities in Magelang Regency

Tabel 4.1.16  
Table

**Jumlah Sekolah, Murid, Guru, dan Rasio Murid-Guru Madrasah Diniyah Menurut Kecamatan di Kabupaten Magelang, 2024**  
*Number of Schools, Pupils, Teachers, and School-Teacher Ratio of Madrasah Diniyah by District in Magelang Regency, 2024*

| Kecamatan District | Sekolah Schools | Murid Pupils | Guru Teachers | Rasio Murid-Guru/Pupil-TeacherRatio |             |
|--------------------|-----------------|--------------|---------------|-------------------------------------|-------------|
| (1)                | (2)             | (3)          | (4)           | (5)                                 |             |
| 1 Salaman          | 13              | 290          | 74            | 3,91                                |             |
| 2 Borobudur        | 12              | 488          | 108           | 4,52                                |             |
| 3 Ngluwar          | 15              | 206          | 61            | 3,38                                |             |
| 4 Sa la m          | 12              | 342          | 63            | 5,43                                |             |
| 5 Srumbung         | 8               | 37           | 21            | 1,76                                |             |
| 6 Du k u n         | 2               | 39           | 23            | 1,70                                |             |
| 7 Muntilan         | 17              | 774          | 123           | 6,29                                |             |
| 8 Mungkid          | 9               | 355          | 68            | 5,22                                |             |
| 9 Sawangan         | 4               | 182          | 35            | 5,20                                |             |
| 10 Candimulyo      | 11              | 418          | 63            | 6,63                                |             |
| 11 Mertoyudan      | 14              | 289          | 75            | 3,85                                |             |
| 12 Tempuran        | 16              | 299          | 104           | 2,88                                |             |
| 13 Kajoran         | 24              | 711          | 173           | 4,11                                |             |
| 14 Kaliangkrik     | 12              | 555          | 98            | 5,66                                |             |
| 15 Bandongan       | 20              | 475          | 83            | 5,72                                |             |
| 16 Windusari       | 8               | 487          | 71            | 6,86                                |             |
| 17 Secang          | 21              | 445          | 116           | 3,84                                |             |
| 18 Tegalrejo       | 23              | 912          | 207           | 4,41                                |             |
| 19 Pakis           | 17              | 216          | 57            | 3,79                                |             |
| 20 Grabag          | 20              | 958          | 133           | 7,20                                |             |
| 21 Ngablak         | 3               | 171          | 36            | 4,75                                |             |
| Kabupaten Magelang | 2024            | <b>281</b>   | <b>8.649</b>  | <b>1.792</b>                        | <b>4,83</b> |
|                    | 2023            | <b>261</b>   | <b>16.768</b> | <b>1.782</b>                        | <b>9,41</b> |
|                    | 2022            | <b>271</b>   | <b>17.153</b> | <b>1.850</b>                        | <b>9,27</b> |
|                    | 2021            | <b>261</b>   | <b>16.768</b> | <b>1.782</b>                        | <b>9,41</b> |
|                    | 2020            | <b>224</b>   | <b>15.723</b> | <b>1.699</b>                        | <b>9,25</b> |

Catatan/Note: Data Tahun 2024 berdasarkan data yang sudah masuk di EMIS  
Sumber/Source: Kantor Kementerian Agama Kabupaten Magelang/ Religious Affairs of Magelang Regency

**Tabel**  
**Table** 4.1.17

**Jumlah Lembaga Pendidikan Qur'an, Pendidik dan Santri Menurut Kecamatan di Kabupaten Magelang, 2024**  
**Number of Qur'an Education Institutions, Teachers and Santri by District in Magelang Regency, 2024**

| Kecamatan District |             | Lembaga Pendidikan AI-Quran Qur'an Education Institutions | Pendidik dan Tenaga Pendidikan Teachers | Santri Santri |
|--------------------|-------------|---|---|---------------|
| (1)                |             | (2)   | (3)                                     | (4)           |
| 1                  | Salaman     | 132   | 389                                     | 1.558         |
| 2                  | Borobudur   | 178   | 471                                     | 1.974         |
| 3                  | Ngluwar     | 88  | 324                                     | 1.695         |
| 4                  | Salam       | 110   | 469                                     | 2.275         |
| 5                  | Srumbung    | 111   | 536                                     | 2.194         |
| 6                  | Dukun       | 95  | 383                                     | 1.291         |
| 7                  | Muntilan    | 142   | 371                                     | 1.881         |
| 8                  | Mungkid     | 143   | 376                                     | 1.804         |
| 9                  | Sawangan    | 131   | 414                                     | 2.115         |
| 10                 | Candimulyo  | 175   | 404                                     | 2.010         |
| 11                 | Mertoyudan  | 123   | 296                                     | 1.983         |
| 12                 | Tempuran    | 100   | 336                                     | 1.325         |
| 13                 | Kajoran     | 118   | 515                                     | 1.943         |
| 14                 | Kaliangkrik | 115   | 440                                     | 2.488         |
| 15                 | Bandongan   | 146   | 418                                     | 2.129         |
| 16                 | Windusari   | 68  | 449                                     | 1.667         |
| 17                 | Secang      | 189   | 584                                     | 3.202         |
| 18                 | Tegalrejo   | 106   | 559                                     | 2.562         |
| 19                 | Pakis       | 86  | 268                                     | 1.354         |
| 20                 | Grabag      | 145   | 710                                     | 4.508         |
| 21                 | Ngablak     | 96  | 516                                     | 2.572         |
| Kabupaten Magelang |             | 2.597   | 44.530                                  | 9.228         |

Catatan/Note: Data Tahun 2024 berdasarkan data yang sudah masuk di EMIS

Sumber/Source: Kantor Kementerian Agama Kabupaten Magelang/ Religious Affairs of Magelang Regency

Tabel  
Table 4.1.18

**Jumlah Sekolah, Murid, Guru, dan Rasio Murid–Guru Pondok Pesantren Menurut Kecamatan di Kabupaten Magelang, 2024**  
**Number of Schools, Pupils, Teachers, and School–Teacher Ratio of Pondok Pesantren by District in Magelang Regency, 2024**

| Kecamatan<br>District | Sekolah<br>Schools | Murid<br>Pupils | Guru<br>Teachers | Rasio Murid–<br>Guru/Pupil–<br>TeacherRatio |       |
|-----------------------|--------------------|-----------------|------------------|---|-------|
| (1)                   | (2)                | (3)             | (4)              | (5)   |       |
| 1 Salaman             | 27                 | 1.596           | 248              | 6,43  |       |
| 2 Borobudur           | 10                 | 28              | 36               | 0,78  |       |
| 3 Ngluwar             | 13                 | 394             | 81               | 4,86  |       |
| 4 Sa la m             | 14                 | 913             | 97               | 9,41  |       |
| 5 Srumbung            | 9                  | 682             | 118              | 5,77  |       |
| 6 Du kun              | 6                  | 135             | 26               | 5,19  |       |
| 7 Muntilan            | 20                 | 1.102           | 123              | 8,95  |       |
| 8 Mungkid             | 13                 | 893             | 208              | 4,29  |       |
| 9 Sawangan            | 11                 | 525             | 79               | 6,64  |       |
| 10 Candimulyo         | 6                  | –               | –                | –   |       |
| 11 Mertoyudan         | 18                 | 2.955           | 216              | 13,68                                       |       |
| 12 Tempuran           | 25                 | 953             | 217              | 4,39  |       |
| 13 Kajoran            | 20                 | 504             | 97               | 5,19  |       |
| 14 Kaliangkrik        | 18                 | 1.119           | 167              | 6,70  |       |
| 15 Bandongan          | 22                 | 1.400           | 119              | 11,76                                       |       |
| 16 Windusari          | 27                 | 790             | 78               | 10,12                                       |       |
| 17 Secang             | 23                 | 2.805           | 261              | 10,74                                       |       |
| 18 Tegalrejo          | 28                 | 3.219           | 3.766            | 0,85  |       |
| 19 Pakis              | 11                 | 471             | 49               | 9,61  |       |
| 20 Grabag             | 29                 | 1.597           | 223              | 7,16  |       |
| 21 Ngablak            | 5                  | 124             | 30               | 4,13  |       |
| Kabupaten Magelang    | 2024               | 355             | 22.205           | 6.239                                       | 3,56  |
|                       | 2023               | 368             | 49.307           | 5.024                                       | 9,81  |
|                       | 2022               | 374             | 48.352           | 5.044                                       | 9,59  |
|                       | 2021               | 368             | 49.307           | 5.024                                       | 9,81  |
|                       | 2020               | 299             | 43.016           | 3.494                                       | 12,31 |

Catatan/Note: Data Tahun 2024 berdasarkan data yang sudah masuk di EMIS

Sumber/Source: Kantor Kementerian Agama Kabupaten Magelang/ Religious Affairs of Magelang Regency

Tabel  
Table 4.1.19

**Persentase Penduduk Usia 7–24 Tahun Menurut Jenis Kelamin, Kelompok Umur Sekolah, dan Partisipasi Sekolah di Kabupaten Magelang, 2024**  
**Percentage of Population Aged 7–24 Years by Sex, Age Group, and School Participation in Magelang Regency, 2024**

| JenisKelamindanKelompokUmurSekolah<br>Sex and School Age Group | Partisipasi Sekolah/School Participation               |                                   |  |
|--|--|-----------------------------------|--|
|  | Tidak/BelumPernah Sekolah<br>Not/NeverAttending School | Masih Sekolah<br>Attending School | Tidak Sekolah Lagi<br>NotAttendingSchool Anymore |
| (1)  | (2)  | (3)                               | (4)  |
| <b>Laki-Laki/Male</b>  |  |                                   |  |
| 7–12 tahun/years   | NA   | 98,64                             | 0,00   |
| 13–15 tahun/years  | –  | 93,01                             | 6,99   |
| 16–18 tahun/years  | –  | 69,29                             | 29,36  |
| 19–23 tahun/years  | –  | 15,07                             | 84,93  |
| 7–23 tahun/years   | NA   | 67,50                             | 31,73  |
| <b>Perempuan/Female</b>  |  |                                   |  |
| 7–12 tahun/years   | NA   | 99,41                             | 0,00   |
| 13–15 tahun/years  | –  | 94,80                             | 5,20   |
| 16–18 tahun/years  | –  | 66,29                             | 33,70  |
| 19–23 tahun/years  | –  | 28,16                             | 71,84  |
| 7–24 tahun/years   | NA   | 74,77                             | 24,99  |
| <b>Laki-laki+Perempuan/Male+Female</b>                         |  |                                   |  |
| 7–12 tahun/years   | NA   | 99,02                             | 0,00   |
| 13–15 tahun/years  | –  | 93,99                             | 6,01   |
| 16–18 tahun/years  | NA   | 67,97                             | 31,27  |
| 19–23 tahun/years  | –  | 20,90                             | 79,10  |
| 7–23 tahun/years   | 0,51 <sup>1</sup>                                      | 70,99                             | 28,50  |

Catatan/Note: <sup>1</sup> Estimasi harus digunakan dengan hati-hati, RSE tinggi/ estimate should be used with caution, high RSE  
 Sumber/Source: Badan Pusat Statistik, Survei Sosial Ekonomi Nasional Kor/ National Socio Economic Survey kor

**Tabel** 4.1.20 **Angka Partisipasi Sekolah (APS) Menurut Kelompok Umur Sekolah di Kabupaten Magelang, 2020– 2024**  
***School Participation Rate by School Age Group in Magelang Regency, 2020– 2024***

| Kelompok Umur Sekolah<br>School Age Group | 2020  | 2021  | 2022  | 2023  | 2024  |
|---|-------|-------|-------|-------|-------|
| (1)                                       | (2)   | (3)   | (4)   | (5)   | (6)   |
| 7 – 12 Tahun/years                        | 99,59 | 99,96 | 99,79 | 99,54 | 99,02 |
| 13 – 15 Tahun/years                       | 97,14 | 97,11 | 97,69 | 95,43 | 93,99 |
| 16 – 18 Tahun/years                       | 68,50 | 84,15 | 72,95 | 69,87 | 67,97 |
| 19 – 24 Tahun/years                       | 20,35 | ...   | ...   | 21,64 | ...   |
| 15 – 24 Tahun/years                       | 69,43 | ...   | ...   | ...   | ...   |

Sumber/Source: Badan Pusat Statistik, Survei Sosial Ekonomi Nasional Kor/ National Socio Economic Survey kor

**Tabel**  
**Table** 4.1.21

**Profil Perpustakaan Daerah Kabupaten Magelang, 2020–2024**  
**Profil of Regional Library of Magelang Regency, 2020–2024**

| Uraian<br>Description                                | 2020   | 2021   | 2022   | 2023   | 2024   |
|--|--------|--------|--------|--------|--------|
| (1)  | (2)    | (3)    | (4)    | (5)    | (6)    |
| Jumlah Pengunjung/Number of Visitors                 | 22.690 | 53.093 | 62.630 | 63.889 | 67.615 |
| Jumlah Eksemplar Koleksi/Number of Collection Copies | 44.900 | 45.648 | 46.974 | 47.275 | 47.738 |
| Jumlah Juduk Koleksi/Number of Collection Titles     | 26.365 | 26.773 | 27.217 | 28.025 | 28.252 |
| Jumlah Anggota/Number of Members                     | 4.210  | 4.569  | 1.183  | 1.069  | 712    |
| Jumlah Peminjam/Number of Borrowers                  | 899    | –      | 816    | 950    | 730    |
| Jumlah Bukuyang Dipinjam/Number of Borrowed Books    | 2.176  | –      | 2.400  | 2.622  | 2.185  |
| Jumlah Perpustakaan/Number of Libraries              | 854    | 884    | 890    | 935    | 1.069  |

Catatan/Note: Tahun 2021 pada masa pandemi Covid-19 dimana untuk pengunjung merupakan pengunjung offline dan online untuk peminjaman buku tidak beroperasi/In 2021 during the Covid-19 pandemic where visitors are offline and online visitors, book lending is not operating  
Sumber/Source: Dinas Perpustakaan dan Kearsipan Kabupaten Magelang/ Library and Archives Service of Magelang Regency

Tabel  
Table 4.1.22

**Jumlah Pengunjung Perpustakaan Daerah Kabupaten Magelang, 2024**  
***Number of Visitors of Regional Library of Magelang Regency, 2024***

| Bulan/Mouth               | Pengunjung/Visitor |
|---------------------------|--------------------|
| (1)                       | (2)                |
| Januari/January           | 3.108              |
| Februari/February         | 2.381              |
| Maret/March               | 2.781              |
| April/April               | 1.746              |
| Mei/May                   | 9.987              |
| Juni/June                 | 4.134              |
| Juli/July                 | 3.794              |
| Agustus/August            | 5.901              |
| September/September       | 14.625             |
| Oktober/October           | 10.592             |
| November/November         | 5.885              |
| Desember/December         | 2.681              |
| <b>Kabupaten Magelang</b> | <b>67.615</b>      |

Sumber/Source: Dinas Perpustakaan dan Kearsipan Kabupaten Magelang/ Library and Archives Service of Magelang Regency

## 4.2 KESEHATAN HEALTH

Tabel  
Table 4.2.1

**Jumlah Desa/Kelurahan yang Memiliki Sarana Kesehatan Menurut Kecamatan di Kabupaten Magelang, 2020 – 2022**  
***Number of Villages Having Health Facilities by District in Magelang Regency, 2019–2021***

| Kecamatan<br>District | Rumah Sakit<br>Hospital |      |      | Rumah Sakit Bersalin<br>Maternity Hospital |      |      |
|-----------------------|-------------------------|------|------|--|------|------|
|                       | 2020                    | 2021 | 2024 | 2020                                       | 2021 | 2024 |
| (1)                   | (2)                     | (3)  | (4)  | (5)  | (6)  | (7)  |
| 1 Salaman             | –                       | –    | 1    | –  | –    | –    |
| 2 Borobudur           | –                       | –    | –    | –  | –    | –    |
| 3 Ngluwar             | –                       | –    | –    | –  | –    | –    |
| 4 Salam               | –                       | –    | –    | –  | –    | –    |
| 5 Srumbung            | –                       | –    | –    | –  | –    | –    |
| 6 Dukun               | –                       | –    | –    | –  | –    | –    |
| 7 Muntilan            | 2                       | 2    | 2    | –  | –    | –    |
| 8 Mungkid             | 1                       | 1    | 1    | –  | –    | –    |
| 9 Sawangan            | –                       | –    | –    | –  | –    | –    |
| 10 Candimulyo         | –                       | –    | –    | –  | –    | –    |
| 11 Mertoyudan         | 1                       | 1    | 1    | –  | –    | –    |
| 12 Tempuran           | –                       | –    | –    | –  | –    | –    |
| 13 Kajoran            | –                       | –    | –    | –  | –    | –    |
| 14 Kaliangkrik        | –                       | –    | –    | –  | –    | –    |
| 15 Bandongan          | –                       | –    | –    | –  | –    | –    |
| 16 Windusari          | –                       | –    | –    | –  | –    | –    |
| 17 Secang             | –                       | –    | –    | –  | –    | –    |
| 18 Tegalrejo          | 1                       | 1    | 1    | –  | –    | –    |
| 19 Pakis              | –                       | –    | –    | –  | –    | –    |
| 20 Grabag             | –                       | –    | 1    | –  | –    | –    |
| 21 Ngablak            | –                       | –    | –    | –  | –    | –    |
| Kabupaten Magelang    | 5                       | 5    | 7    | –  | –    | –    |

Lanjutan Tabel/*Continued Table 4.2.1*

| Kecamatan<br>District | Poliklinik<br>Polyclinic |      |      | Puskesmas<br>Public Health Center |      |      |
|-----------------------|--------------------------|------|------|-----------------------------------|------|------|
|                       | 2020                     | 2021 | 2024 | 2020                              | 2021 | 2024 |
| (1)                   | (8)                      | (9)  | (10) | (11)                              | (12) | (13) |
| 1 Salaman             | 1                        | 1    | 1    | 2                                 | 2    | 2    |
| 2 Borobudur           | 1                        | 1    | 1    | 1                                 | 1    | 1    |
| 3 Ngluwar             | 1                        | 1    | 1    | 1                                 | 1    | 1    |
| 4 Salam               | 3                        | 3    | 3    | 1                                 | 1    | 1    |
| 5 Srumbung            | –                        | –    | 1    | 1                                 | 1    | 1    |
| 6 Dukun               | –                        | –    | –    | 1                                 | 1    | 1    |
| 7 Muntilan            | 1                        | 3    | 4    | 2                                 | 2    | 2    |
| 8 Mungkid             | 1                        | 2    | 3    | 2                                 | 2    | 2    |
| 9 Sawangan            | –                        | –    | –    | 2                                 | 2    | 2    |
| 10 Candimulyo         | 1                        | 1    | 1    | 1                                 | 1    | 1    |
| 11 Mertoyudan         | 5                        | 5    | 7    | 2                                 | 2    | 2    |
| 12 Tempuran           | 1                        | 1    | –    | 1                                 | 1    | 1    |
| 13 Kajoran            | –                        | –    | –    | 2                                 | 2    | 2    |
| 14 Kaliangkrik        | 1                        | 1    | 1    | 1                                 | 1    | 1    |
| 15 Bandongan          | 1                        | 2    | 2    | 1                                 | 1    | 1    |
| 16 Windusari          | –                        | –    | 1    | 1                                 | 1    | 1    |
| 17 Secang             | 2                        | 3    | 3    | 2                                 | 2    | 2    |
| 18 Tegalrejo          | 1                        | 2    | –    | 1                                 | 1    | 1    |
| 19 Pakis              | –                        | –    | –    | 1                                 | 1    | 1    |
| 20 Grabag             | 1                        | 1    | 1    | 2                                 | 2    | 2    |
| 21 Ngablak            | –                        | –    | –    | 1                                 | 1    | 1    |
| Kabupaten Magelang    | 21                       | 27   | 30   | 29                                | 29   | 29   |

Lanjutan Tabel/*Continued Table 4.2.1*

| Kecamatan<br>District     | Puskesmas Pembantu<br>Subsidiary of Public Health Center |           |           | Apotek<br>Pharmacy |           |           |
|---------------------------|--|-----------|-----------|--------------------|-----------|-----------|
|                           | 2020   | 2021      | 2024      | 2020               | 2021      | 2024      |
| (1)                       | (14)   | (15)      | (16)      | (17)               | (18)      | (19)      |
| 1 Salaman                 | 5  | 5         | 5         | 4                  | 3         | 6         |
| 2 Borobudur               | 4  | 4         | 3         | 2                  | 2         | 4         |
| 3 Ngluwar                 | 3  | 3         | 2         | 2                  | 1         | 2         |
| 4 Salam                   | 3  | 3         | 2         | 3                  | 3         | 4         |
| 5 Srumbung                | 3  | 3         | 3         | 2                  | 2         | 3         |
| 6 Dukun                   | 3  | 3         | 3         | 1                  | 1         | 2         |
| 7 Muntilan                | 2  | 2         | 2         | 6                  | 6         | 6         |
| 8 Mungkid                 | 2  | 2         | 2         | 5                  | 6         | 9         |
| 9 Sawangan                | 3  | 3         | 3         | 3                  | 3         | 3         |
| 10 Candimulyo             | 3  | 3         | 3         | 1                  | 2         | 4         |
| 11 Mertoyudan             | 1  | 1         | 1         | 8                  | 9         | 12        |
| 12 Tempuran               | 3  | 3         | 3         | 3                  | 3         | 3         |
| 13 Kajoran                | 4  | 4         | 5         | –                  | –         | 2         |
| 14 Kaliangkrik            | 2  | 2         | 2         | 2                  | 2         | 2         |
| 15 Bandongan              | 3  | 3         | 3         | 2                  | 2         | 3         |
| 16 Windusari              | 3  | 3         | 3         | 1                  | 1         | 2         |
| 17 Secang                 | 3  | 3         | 2         | 4                  | 4         | 4         |
| 18 Tegalrejo              | 2  | 2         | 2         | 1                  | 1         | 5         |
| 19 Pakis                  | 4  | 4         | 4         | 1                  | 1         | 3         |
| 20 Grabag                 | 3  | 3         | 3         | 2                  | 2         | 4         |
| 21 Ngablak                | 3  | 3         | 3         | 1                  | 1         | 1         |
| <b>Kabupaten Magelang</b> | <b>62</b>  | <b>62</b> | <b>59</b> | <b>54</b>          | <b>55</b> | <b>84</b> |

Catatan/Note: 1DesapadatabelinitemasukUnitPermukimanTransmigrasi(UPT)yangmasihdibinaolehkementeriaanterkaitdannagari diProvinsiSumateraBarat/  
Villagesinthis tableincludeTransmigrationSettlementUnitwhichisstillfosteredbytherelevantministriesandthenagariintheProvinceofSumateraBarat

Sumber/Source: Badan Pusat Statistik, Pendataan Potensi Desa (Podes)/BPS–Statistics Indonesia, Village Potential Data Collecting

Tabel  
Table 4.2.2

**Jumlah Tenaga Medis dan Tenaga Kesehatan Menurut Puskesmas dan Rumah Sakit di Kabupaten Magelang, 2024**  
**Number of Health Personnel by Public Health Center and Hospital in Magelang Regency, 2024**

|    | Nama Faskes<br>Healthcare Fasilitas | Dokter<br>General Practitioners | Dokter Spesialis<br>Specialist Doctors | Dokter Gigi<br>Dentist | Dokter Gigi Spesialis<br>Specialist Dentist |
|----|-------------------------------------|---------------------------------|--|------------------------|---|
|    | (1)                                 | (2)                             | (3)                                    | (4)                    | (5)   |
| 1  | Salaman I                           | 2                               | -                                      | 1                      | -   |
| 2  | Salaman II                          | 3                               | -                                      | 2                      | -   |
| 3  | Borobudur                           | 3                               | -                                      | 1                      | -   |
| 4  | Ngluwar                             | 3                               | -                                      | 2                      | -   |
| 5  | Salam                               | 1                               | -                                      | 2                      | -   |
| 6  | Srumbung                            | 2                               | -                                      | 1                      | -   |
| 7  | Dukun                               | 3                               | -                                      | 1                      | -   |
| 8  | Muntilan I                          | 3                               | -                                      | 1                      | -   |
| 9  | Muntilan II                         | 3                               | -                                      | 1                      | -   |
| 10 | Mungkid                             | 4                               | -                                      | 1                      | -   |
| 11 | Sawangan I                          | 2                               | -                                      | 2                      | -   |
| 12 | Sawangan II                         | 3                               | -                                      | 1                      | -   |
| 13 | Candimulyo                          | 3                               | -                                      | 1                      | -   |
| 14 | Mertoyudan I                        | 3                               | -                                      | 1                      | -   |
| 15 | Mertoyudan II                       | 2                               | -                                      | 2                      | -   |
| 16 | Kota Mungkid                        | 2                               | -                                      | 1                      | -   |
| 17 | Tempuran                            | 3                               | -                                      | 2                      | -   |
| 18 | Kajoran I                           | 2                               | -                                      | 1                      | -   |
| 19 | Kajoran II                          | 2                               | -                                      | 1                      | -   |
| 20 | Kaliangkrik                         | 2                               | -                                      | 1                      | -   |
| 21 | Bandongan                           | 4                               | -                                      | 1                      | -   |
| 22 | Windusari                           | 2                               | -                                      | 1                      | -   |
| 23 | Secang I                            | 3                               | -                                      | 2                      | -   |
| 24 | Secang II                           | 2                               | -                                      | 2                      | -   |
| 25 | Tegalrejo                           | 2                               | -                                      | 1                      | -   |
| 26 | Pakis                               | 2                               | -                                      | 1                      | -   |
| 27 | Grabag I                            | 2                               | -                                      | 3                      | -   |
| 28 | Grabag II                           | 2                               | -                                      | 1                      | -   |
| 29 | Ngablak                             | 2                               | -                                      | 1                      | -   |
| 30 | RSUD Muntilan                       | 34                              | 30                                     | 1                      | 2   |
| 31 | RSUD Merah Putih                    | 17                              | 28                                     | 1                      | 1   |
| 32 | RSUD Bukit Menoreh                  | 5                               | 5                                      | 1                      | -   |
| 33 | RSUD Candi Umbul                    | 3                               | 1                                      | 1                      | -   |
| 34 | RSU N-21                            | 9                               | 9                                      | 1                      | -   |
| 35 | RSU Aisyiyah Muntilan               | 13                              | 31                                     | 1                      | -   |
| 36 | RSU Syubbanu Wathon                 | 14                              | 37                                     | 4                      | -   |
|    | Kabupaten Magelang                  | 167                             | 141                                    | 49                     | 3   |

Lanjutan Tabel/*Continued Table 4.2.2*

| Nama Faskes<br>Healthcare Fasilitas | Perawat<br>Nurse | Bidan<br>Midwife | Tenaga Teknik<br>Kefarmasian<br>PharmacistAssistant | Apoteker<br>Pharmacist |
|-------------------------------------|------------------|------------------|---|------------------------|
| (1)                                 | (6)              | (7)              | (8)   | (9)                    |
| 1 Salaman I                         | 12               | 20               | 3   | -                      |
| 2 Salaman II                        | 6                | 15               | 1   | -                      |
| 3 Borobudur                         | 20               | 32               | 1   | 1                      |
| 4 Ngluwar                           | 6                | 13               | 2   | -                      |
| 5 Salam                             | 9                | 16               | 1   | -                      |
| 6 Srumbung                          | 6                | 17               | 1   | -                      |
| 7 Dukun                             | 11               | 18               | 1   | -                      |
| 8 Muntilan I                        | 5                | 12               | 1   | -                      |
| 9 Muntilan II                       | 7                | 8                | 1   | -                      |
| 10 Mungkid                          | 16               | 17               | 1   | -                      |
| 11 Sawangan I                       | 7                | 11               | 1   | -                      |
| 12 Sawangan II                      | 7                | 15               | 2   | -                      |
| 13 Candimulyo                       | 7                | 20               | 1   | -                      |
| 14 Mertoyudan I                     | 10               | 14               | 1   | -                      |
| 15 Mertoyudan II                    | 7                | 10               | 1   | -                      |
| 16 Kota Mungkid                     | 11               | 8                | 2   | -                      |
| 17 Tempuran                         | 8                | 18               | 2   | 1                      |
| 18 Kajoran I                        | 8                | 25               | 1   | -                      |
| 19 Kajoran II                       | 6                | 19               | 1   | -                      |
| 20 Kaliangkrik                      | 12               | 31               | 1   | -                      |
| 21 Bandongan                        | 10               | 15               | 1   | 1                      |
| 22 Windusari                        | 11               | 26               | 1   | -                      |
| 23 Secang I                         | 8                | 16               | 1   | 1                      |
| 24 Secang II                        | 6                | 15               | 1   | -                      |
| 25 Tegalrejo                        | 9                | 22               | 1   | -                      |
| 26 Pakis                            | 6                | 23               | 2   | -                      |
| 27 Grabag I                         | 17               | 26               | 2   | 1                      |
| 28 Grabag II                        | 10               | 13               | 1   | -                      |
| 29 Ngablak                          | 5                | 19               | 1   | -                      |
| 30 RSUD Muntilan                    | 228              | 35               | 29  | 11                     |
| 31 RSUD Merah Putih                 | 177              | 35               | 17  | 11                     |
| 32 RSUD Bukit Menoreh               | 39               | 12               | 5   | 4                      |
| 33 RSUD Candi Umbul                 | 32               | 12               | 5   | 4                      |
| 34 RSU N-21                         | 15               | 4                | 1   | 2                      |
| 35 RSU Aisyiyah Muntilan            | 107              | 21               | 9   | 3                      |
| 36 RSU Syubbanul Wathon             | 68               | 9                | 10  | 4                      |
| <b>Kabupaten Magelang</b>           | <b>929</b>       | <b>642</b>       | <b>113</b>  | <b>44</b>              |

Lanjutan Tabel/*Continued Table 4.2.2*

|    | Nama Faskes<br>Healthcare Facilities | Tenaga Kesehatan<br>Masyarakat<br>Public Health Profesional | Tenaga Kesehatan Lingkungan<br>Environmental Health Profesional | Tenaga Gizi<br>Nutritionist and<br>Diatitian |
|----|--------------------------------------|---|---|--|
|    | (1)                                  | (10)  | (11)  | (12)   |
| 1  | Salaman I                            | 1   | 2   | 2  |
| 2  | Salaman II                           | –   | 1   | 1  |
| 3  | Borobudur                            | 1   | 2   | 2  |
| 4  | Ngluwar                              | 1   | 1   | 1  |
| 5  | Salam                                | –   | 1   | 1  |
| 6  | Srumbung                             | 1   | 2   | 2  |
| 7  | Dukun                                | 1   | 1   | 2  |
| 8  | Muntilan I                           | 2   | 1   | 1  |
| 9  | Muntilan II                          | 1   | 1   | 2  |
| 10 | Mungkid                              | 2   | 1   | 2  |
| 11 | Sawangan I                           | –   | 1   | 1  |
| 12 | Sawangan II                          | 1   | 2   | 1  |
| 13 | Candimulyo                           | –   | 1   | 1  |
| 14 | Mertoyudan I                         | 2   | 1   | 1  |
| 15 | Mertoyudan II                        | –   | 1   | 1  |
| 16 | Kota Mungkid                         | 1   | 1   | 1  |
| 17 | Tempuran                             | 1   | 1   | 1  |
| 18 | Kajoran I                            | 1   | 2   | 1  |
| 19 | Kajoran II                           | 1   | 3   | 1  |
| 20 | Kaliangkrik                          | –   | 2   | 2  |
| 21 | Bandongan                            | 1   | 1   | 1  |
| 22 | Windusari                            | 1   | 1   | 1  |
| 23 | Secang I                             | 1   | 1   | 2  |
| 24 | Secang II                            | 1   | 1   | 1  |
| 25 | Tegalrejo                            | 1   | 1   | 1  |
| 26 | Pakis                                | 1   | 1   | 2  |
| 27 | Grabag I                             | 2   | 1   | 2  |
| 28 | Grabag II                            | –   | 1   | –  |
| 29 | Ngablak                              | 1   | 2   | 1  |
| 30 | RSUD Muntilan                        | 5   | 6   | 9  |
| 31 | RSUD Merah Putih                     | 5   | 3   | 7  |
| 32 | RSUD Bukit Menoreh                   | 4   | 2   | 3  |
| 33 | RSUD Candi Umbul                     | 1   | 2   | 2  |
| 34 | RSU N-21                             | –   | –   | 1  |
| 35 | RSUAisyiyah Muntilan                 | –   | 1   | 3  |
| 36 | RSUSyubbanu Wathon                   | –   | 1   | 1  |
|    | <b>Kabupaten Magelang</b>            | <b>41</b>   | <b>53</b>   | <b>64</b>                                    |

Lanjutan Tabel/*Continued Table 4.2.2*

|    | Nama Faskes<br>Healthcare Facilities | Ahli Teknologi Lab.<br>Medik<br>Lab Technician | Tenaga Teknik Biomedika<br>Lainnya<br>Other Biomedical Technician | Keterampilan Fisik<br>Physical Therapy | Keteknisian Medis<br>Medical Technician |
|----|--------------------------------------|--|---|--|---|
|    | (1)                                  | (13)   | (14)  | (15)                                   | (16)                                    |
| 1  | Salaman I                            | 2  | –   | –                                      | 3                                       |
| 2  | Salaman II                           | 2  | –   | –                                      | 3                                       |
| 3  | Borobudur                            | 2  | 1   | –                                      | 3                                       |
| 4  | Ngluwar                              | 2  | –   | –                                      | 2                                       |
| 5  | Salam                                | 1  | –   | –                                      | 3                                       |
| 6  | Srumbung                             | 2  | –   | –                                      | 2                                       |
| 7  | Dukun                                | 1  | –   | –                                      | 2                                       |
| 8  | Muntilan I                           | 2  | –   | –                                      | 2                                       |
| 9  | Muntilan II                          | 1  | –   | –                                      | 3                                       |
| 10 | Mungkid                              | 1  | –   | –                                      | 5                                       |
| 11 | Sawangan I                           | 1  | –   | –                                      | 2                                       |
| 12 | Sawangan II                          | 1  | 1   | –                                      | 2                                       |
| 13 | Candimulyo                           | 2  | 0   | –                                      | 2                                       |
| 14 | Mertoyudan I                         | 1  | 1   | –                                      | 2                                       |
| 15 | Mertoyudan II                        | 1  | –   | –                                      | 2                                       |
| 16 | Kota Mungkid                         | 1  | –   | –                                      | 3                                       |
| 17 | Tempuran                             | 1  | –   | –                                      | 2                                       |
| 18 | Kajoran I                            | 2  | –   | –                                      | 2                                       |
| 19 | Kajoran II                           | 2  | –   | –                                      | 2                                       |
| 20 | Kaliangkrik                          | 2  | 1   | –                                      | 1                                       |
| 21 | Bandongan                            | 2  | –   | 1                                      | 2                                       |
| 22 | Windusari                            | 2  | –   | –                                      | 2                                       |
| 23 | Secang I                             | 2  | –   | –                                      | 2                                       |
| 24 | Secang II                            | 1  | –   | –                                      | 4                                       |
| 25 | Tegalrejo                            | 1  | –   | –                                      | 2                                       |
| 26 | Pakis                                | 1  | 1   | –                                      | 3                                       |
| 27 | Grabag I                             | 2  | –   | –                                      | 4                                       |
| 28 | Grabag II                            | 1  | –   | –                                      | 2                                       |
| 29 | Ngablak                              | 2  | –   | –                                      | 2                                       |
| 30 | RSUD Muntilan                        | 22   | 15  | 4                                      | 48                                      |
| 31 | RSUD Merah Putih                     | 13   | 12  | 2                                      | 30                                      |
| 32 | RSUD Bukit Menoreh                   | 5  | 3   | 1                                      | 3                                       |
| 33 | RSUD Candi Umbul                     | 2  | 5   | 1                                      | 5                                       |
| 34 | RSU N–21                             | 0  | 1   | –                                      | 2                                       |
| 35 | RSU Aisyiyah Muntilan                | 10   | 8   | 3                                      | 8                                       |
| 36 | RSU Syubbanul Mathon                 | 4  | 5   | 2                                      | 3                                       |
|    | <b>Kabupaten Magelang</b>            | <b>100</b>                                     | <b>54</b>   | <b>14</b>                              | <b>170</b>                              |

Tabel  
Table 4.2.3

**Jumlah Fasilitas Kesehatan Menurut Kecamatan di Kabupaten Magelang, 2023 dan 2024**  
**Number of Healthcare Facilities by District in Magelang Regency, 2023 and 2024**

| Kecamatan<br>District | Rumah Sakit Umum<br>General Hospital |      | Rumah Sakit Khusus<br>Specialized Hospital |      | PuskesmasRawatInap/<br>PublicHealthCenterwith<br>Inpatient Care |      |
|-----------------------|--------------------------------------|------|--|------|---|------|
|                       | 2023                                 | 2024 | 2023                                       | 2024 | 2023  | 2024 |
| (1)                   | (1)                                  | (2)  | (3)  | (4)  | (5)   | (6)  |
| 1 Salaman             | -                                    | 1    | -  | -    | 1   | 1    |
| 2 Borobudur           | -                                    | -    | -  | -    | 1   | 1    |
| 3 Ngluwar             | -                                    | -    | -  | -    | -   | -    |
| 4 Salam               | -                                    | -    | -  | -    | -   | -    |
| 5 Srumbung            | -                                    | -    | -  | -    | -   | -    |
| 6 Dukun               | -                                    | -    | -  | -    | -   | -    |
| 7 Muntilan            | 3                                    | 2    | -  | -    | -   | -    |
| 8 Mungkid             | 1                                    | 1    | -  | -    | -   | -    |
| 9 Sawangan            | -                                    | -    | -  | -    | 1   | 1    |
| 10 Candimulyo         | -                                    | -    | -  | -    | -   | -    |
| 11 Mertoyudan         | 1                                    | 1    | -  | -    | -   | -    |
| 12 Tempuran           | -                                    | -    | -  | -    | -   | -    |
| 13 Kajoran            | -                                    | -    | -  | -    | 1   | 1    |
| 14 Kaliangkrik        | -                                    | -    | -  | -    | 1   | 1    |
| 15 Bandongan          | -                                    | -    | -  | -    | -   | -    |
| 16 Windusari          | -                                    | -    | -  | -    | -   | -    |
| 17 Secang             | -                                    | -    | -  | -    | -   | -    |
| 18 Tegalrejo          | 1                                    | 1    | -  | -    | -   | -    |
| 19 Pakis              | -                                    | -    | -  | -    | 1   | 1    |
| 20 Grabag             | -                                    | 1    | -  | -    | 1   | 1    |
| 21 Ngablak            | -                                    | -    | -  | -    | -   | -    |
| Kabupaten Magelang    | 6                                    | 7    | -  | -    | 7   | 7    |

Lanjutan Tabel/*Continued Table 4.2.3*

| Kecamatan<br>District | PuskesmasNonRawat<br>Inap<br>PublicHealthCenter<br>withoutInpatientCare |      | Klinik Pratama<br>Primary Clinic |      | Klinik Utama<br>Principal Clinic |      |
|-----------------------|---|------|----------------------------------|------|----------------------------------|------|
|                       | 2023  | 2024 | 2023                             | 2024 | 2023                             | 2024 |
| (1)                   | (7)   | (8)  | (9)                              | (10) | (11)                             | (12) |
| 1 Salaman             | 1   | 1    | 2                                | 3    | -                                | -    |
| 2 Borobudur           | -   | -    | 1                                | 1    | -                                | -    |
| 3 Ngluwar             | 1   | 1    | 1                                | 1    | -                                | -    |
| 4 Salam               | 1   | 1    | 2                                | 3    | -                                | -    |
| 5 Srumbung            | 1   | 1    | -                                | -    | -                                | -    |
| 6 Dukun               | 1   | 1    | -                                | -    | -                                | -    |
| 7 Muntilan            | 2   | 2    | 6                                | 8    | 4                                | 4    |
| 8 Mungkid             | 2   | 2    | 3                                | 3    | -                                | -    |
| 9 Sawangan            | 1   | 1    | -                                | -    | -                                | -    |
| 10 Candimulyo         | 1   | 1    | 1                                | 1    | -                                | -    |
| 11 Mertoyudan         | 2   | 2    | 16                               | 18   | 4                                | 4    |
| 12 Tempuran           | 1   | 1    | -                                | 1    | -                                | -    |
| 13 Kajoran            | 1   | 1    | -                                | -    | -                                | -    |
| 14 Kaliangkrik        | -   | -    | 1                                | 1    | -                                | -    |
| 15 Bandongan          | 1   | 1    | 2                                | 2    | -                                | -    |
| 16 Windusari          | 1   | 1    | -                                | -    | -                                | -    |
| 17 Secang             | 2   | 2    | 2                                | 2    | 1                                | 4    |
| 18 Tegalrejo          | 1   | 1    | 1                                | 1    | -                                | -    |
| 19 Pakis              | -   | -    | -                                | 1    | -                                | -    |
| 20 Grabag             | 1   | 1    | 1                                | 1    | 1                                | 4    |
| 21 Ngablak            | 1   | 1    | -                                | -    | -                                | -    |
| Kabupaten Magelang    | 22  | 22   | 39                               | 47   | 10                               | 16   |

Lanjutan Tabel/*Continued Table 4.2.3*

| Kecamatan<br>District     | Puskesmas Pembantu/<br>Assistant Public Health<br>Center |           | Pos Kesehatan Desa /<br>Village Health Post |            | Posyandu/Integrated<br>Health Post |              |
|---------------------------|--|-----------|---|------------|------------------------------------|--------------|
|                           | 2023   | 2024      | 2023  | 2024       | 2023                               | 2024         |
| (1)                       | (13)   | (14)      | (15)  | (16)       | (17)                               | (18)         |
| 1 Salaman                 | 5  | 5         | 14  | 14         | 139                                | 139          |
| 2 Borobudur               | 4  | 4         | 13  | 13         | 131                                | 132          |
| 3 Ngluwar                 | 3  | 3         | 4   | 4          | 74                                 | 74           |
| 4 Salam                   | 3  | 3         | 9   | 9          | 107                                | 107          |
| 5 Srumbung                | 3  | 3         | 16  | 16         | 142                                | 142          |
| 6 Dukun                   | 3  | 3         | 14  | 14         | 84                                 | 84           |
| 7 Muntilan                | 2  | 2         | 10  | 10         | 120                                | 120          |
| 8 Mungkid                 | 2  | 2         | 15  | 15         | 132                                | 145          |
| 9 Sawangan                | 3  | 3         | 12  | 12         | 104                                | 104          |
| 10 Candimulyo             | 3  | 3         | 11  | 11         | 94                                 | 94           |
| 11 Mertoyudan             | 2  | 2         | 10  | 10         | 175                                | 162          |
| 12 Tempuran               | 3  | 3         | 10  | 10         | 81                                 | 81           |
| 13 Kajoran                | 4  | 4         | 24  | 24         | 123                                | 123          |
| 14 Kaliangkrik            | 2  | 2         | 19  | 19         | 100                                | 105          |
| 15 Bandongan              | 3  | 3         | 11  | 11         | 127                                | 127          |
| 16 Windusari              | 3  | 3         | 12  | 12         | 104                                | 104          |
| 17 Secang                 | 3  | 3         | 14  | 14         | 172                                | 173          |
| 18 Tegalrejo              | 2  | 2         | 8   | 8          | 131                                | 130          |
| 19 Pakis                  | 4  | 4         | 15  | 15         | 90                                 | 90           |
| 20 Grabag                 | 3  | 3         | 22  | 22         | 155                                | 157          |
| 21 Ngablak                | 3  | 3         | 12  | 12         | 94                                 | 94           |
| <b>Kabupaten Magelang</b> | <b>63</b>  | <b>63</b> | <b>275</b>                                  | <b>275</b> | <b>2,479</b>                       | <b>2,487</b> |

Sumber/Source: Dinas Kesehatan Kabupaten Magelang/Health Service of Magelang Regency

Tabel  
Table 4.2.4

**Jumlah Kunjungan Ibu Hamil Menurut Wilayah Puskesmas di Kabupaten Magelang, 2024**  
***Number of Visits of Pregnant Women by Public Health Center in Magelang Regency, 2024***

| Puskesmas/Public Health Center | Kunjungan 1 (K1) | Kunjungan 4 (K4) |
|--------------------------------|------------------|------------------|
| (1)                            | (2)              | (3)              |
| 1 Salaman I                    | 479              | 458              |
| 2 Salaman II                   | 342              | 324              |
| 3 Borobudur                    | 680              | 621              |
| 4 Ngluwar                      | 339              | 278              |
| 5 Salam                        | 463              | 433              |
| 6 Srumbung                     | 470              | 425              |
| 7 Dukun                        | 418              | 418              |
| 8 Sawangan I                   | 339              | 298              |
| 9 Sawangan II                  | 266              | 234              |
| 10 Muntilan I                  | 286              | 286              |
| 11 Muntilan II                 | 416              | 392              |
| 12 Mungkid                     | 623              | 618              |
| 13 Mertoyudan I                | 474              | 470              |
| 14 Mertoyudan II               | 530              | 515              |
| 15 Kota Mungkid                | 223              | 221              |
| 16 Tempuran                    | 637              | 583              |
| 17 Kajoran I                   | 418              | 384              |
| 18 Kajoran II                  | 275              | 267              |
| 19 Kaliangkrik                 | 796              | 729              |
| 20 Bandongan                   | 656              | 636              |
| 21 Candimulyo                  | 594              | 575              |
| 22 Pakis                       | 644              | 634              |
| 23 Ngablak                     | 471              | 468              |
| 24 Grabag I                    | 882              | 818              |
| 25 Grabag II                   | 367              | 356              |
| 26 Tegalrejo                   | 532              | 528              |
| 27 Secang I                    | 535              | 535              |
| 28 Secang II                   | 369              | 369              |
| 29 Windusari                   | 590              | 570              |
| <b>Kabupaten Magelang</b>      | <b>14.114</b>    | <b>13.443</b>    |

Sumber/Source: Dinas Kesehatan Kabupaten Magelang/Health Service of Magelang Regency

Tabel  
Table 4.2.5

**Jumlah Ibu Bersalin yang Mendapat Pertolongan Tenaga Kesehatan Menurut Wilayah Puskesmas di Kabupaten Magelang, 2024**  
*Number of Maternity Women who Got Help by Health Personnel by Public Health Center in Magelang Regency, 2024*

| Puskesmas<br>Public Health Center | Ibu Bersalin<br>Maternity Women | Ibu Bersalin yang Mendapat<br>Pertolongan Tenaga Kesehatan | Persentase<br>Percentage |
|-----------------------------------|---------------------------------|--|--------------------------|
| (1)                               | (2)                             | (3)  | (4)                      |
| 1 Salaman I                       | 481                             | 481  | 100,00                   |
| 2 Salaman II                      | 301                             | 301  | 100,00                   |
| 3 Borobudur                       | 662                             | 662  | 100,00                   |
| 4 Ngluwar                         | 304                             | 304  | 100,00                   |
| 5 Salam                           | 416                             | 413  | 99,00                    |
| 6 Srumbung                        | 463                             | 463  | 100,00                   |
| 7 Dukun                           | 437                             | 437  | 100,00                   |
| 8 Sawangan I                      | 289                             | 289  | 100,00                   |
| 9 Sawangan II                     | 242                             | 241  | 100,00                   |
| 10 Muntilan I                     | 272                             | 272  | 100,00                   |
| 11 Muntilan II                    | 420                             | 420  | 100,00                   |
| 12 Mungkid                        | 603                             | 602  | 100,00                   |
| 13 Mertoyudan I                   | 437                             | 437  | 100,00                   |
| 14 Mertoyudan II                  | 504                             | 504  | 100,00                   |
| 15 Kota Mungkid                   | 217                             | 217  | 100,00                   |
| 16 Tempuran                       | 558                             | 558  | 100,00                   |
| 17 Kajoran I                      | 413                             | 411  | 100,00                   |
| 18 Kajoran II                     | 242                             | 242  | 100,00                   |
| 19 Kaliangkrik                    | 738                             | 738  | 100,00                   |
| 20 Bandongan                      | 571                             | 571  | 100,00                   |
| 21 Candimulyo                     | 530                             | 530  | 100,00                   |
| 22 Pakis                          | 612                             | 612  | 100,00                   |
| 23 Ngablak                        | 450                             | 450  | 100,00                   |
| 24 Grabag I                       | 757                             | 757  | 100,00                   |
| 25 Grabag II                      | 343                             | 343  | 100,00                   |
| 26 Tegalrejo                      | 513                             | 512  | 100,00                   |
| 27 Secang I                       | 486                             | 486  | 100,00                   |
| 28 Secang II                      | 352                             | 352  | 100,00                   |
| 29 Windusari                      | 610                             | 609  | 99,84                    |
| <b>Kabupaten Magelang</b>         | <b>13.223</b>                   | <b>13.214</b>  | <b>99,93</b>             |

Sumber/Source: Dinas Kesehatan Kabupaten Magelang/Health Service of Magelang Regency

Tabel  
Table 4.2.6

**Jumlah Ibu Bersalin yang Mendapat Pelayanan Kesehatan Nifas dan Mendapat Vitamin A Menurut Wilayah Puskesmas di Kabupaten Magelang, 2024**  
***Number of Maternity Women who Got Postpartum Service and Vitamin A by Public Health Center in Magelang Regency, 2024***

|    | Puskesmas<br>Public Health Center | Ibu Bersalin yang Mendapat<br>Pelayanan Kesehatan Nifas | Ibu Bersalin yang Mendapat Vitamin<br>A |
|----|-----------------------------------|---|---|
|    | (1)                               | (2)   | (3)                                     |
| 1  | Salaman I                         | 478   | 480                                     |
| 2  | Salaman II                        | 297   | 301                                     |
| 3  | Borobudur                         | 662   | 662                                     |
| 4  | Ngluwar                           | 291   | 304                                     |
| 5  | Salam                             | 404   | 416                                     |
| 6  | Srumbung                          | 462   | 463                                     |
| 7  | Dukun                             | 437   | 437                                     |
| 8  | Sawangan I                        | 284   | 289                                     |
| 9  | Sawangan II                       | 242   | 242                                     |
| 10 | Muntilan I                        | 272   | 272                                     |
| 11 | Muntilan II                       | 420   | 420                                     |
| 12 | Mungkid                           | 593   | 596                                     |
| 13 | Mertoyudan I                      | 437   | 437                                     |
| 14 | Mertoyudan II                     | 504   | 504                                     |
| 15 | Kota Mungkid                      | 217   | 217                                     |
| 16 | Tempuran                          | 558   | 558                                     |
| 17 | Kajoran I                         | 413   | 413                                     |
| 18 | Kajoran II                        | 242   | 242                                     |
| 19 | Kaliangkrik                       | 689   | 738                                     |
| 20 | Bandongan                         | 570   | 570                                     |
| 21 | Candimulyo                        | 529   | 530                                     |
| 22 | Pakis                             | 612   | 612                                     |
| 23 | Ngablak                           | 450   | 450                                     |
| 24 | Grabag I                          | 733   | 757                                     |
| 25 | Grabag II                         | 343   | 343                                     |
| 26 | Tegalrejo                         | 512   | 513                                     |
| 27 | Secang I                          | 486   | 486                                     |
| 28 | Secang II                         | 352   | 352                                     |
| 29 | Windusari                         | 606   | 610                                     |
|    | <b>Kabupaten Magelang</b>         | <b>13.095</b>   | <b>13.214</b>                           |

Sumber/Source: Dinas Kesehatan Kabupaten Magelang/Health Service of Magelang Regency

Tabel  
Table 4.2.7

**Jumlah Bayi dan Balita Menurut Wilayah Puskesmas di Kabupaten Magelang, 2024**  
***Number of Babies and Toddlers by Public Health Center in Magelang Regency, 2024***

| Puskesmas/Public Health Center | Bayi (6–11 Bulan) | Balita (12–59 Bulan) | Jumlah/Total  |
|--------------------------------|-------------------|----------------------|---------------|
| (1)                            | (2)               | (3)                  | (4)           |
| 1 Salaman I                    | 209               | 2.152                | 2.361         |
| 2 Salaman II                   | 141               | 1.453                | 1.594         |
| 3 Borobudur                    | 677               | 3.163                | 3.840         |
| 4 Ngluwar                      | 133               | 1.410                | 1.543         |
| 5 Salam                        | 250               | 2.205                | 2.455         |
| 6 Srumbung                     | 542               | 2.302                | 2.844         |
| 7 Dukun                        | 562               | 2.178                | 2.740         |
| 8 Sawangan I                   | 195               | 1.581                | 1.776         |
| 9 Sawangan II                  | 124               | 1.152                | 1.276         |
| 10 Muntilan I                  | 282               | 1.263                | 1.545         |
| 11 Muntilan II                 | 144               | 1.723                | 1.867         |
| 12 Mungkid                     | 436               | 3.020                | 3.456         |
| 13 Mertoyudan I                | 471               | 2.375                | 2.846         |
| 14 Mertoyudan II               | 532               | 2.365                | 2.897         |
| 15 Kota Mungkid                | 241               | 948                  | 1.189         |
| 16 Tempuran                    | 573               | 2.569                | 3.142         |
| 17 Kajoran I                   | 194               | 1.787                | 1.981         |
| 18 Kajoran II                  | 131               | 1.259                | 1.390         |
| 19 Kaliangkrik                 | 416               | 3.486                | 3.902         |
| 20 Bandongan                   | 822               | 3.411                | 4.233         |
| 21 Candimulyo                  | 523               | 2.319                | 2.842         |
| 22 Pakis                       | 802               | 2.773                | 3.575         |
| 23 Ngablak                     | 554               | 2.127                | 2.681         |
| 24 Grabag I                    | 747               | 3.353                | 4.100         |
| 25 Grabag II                   | 190               | 1.494                | 1.684         |
| 26 Tegalrejo                   | 651               | 2.928                | 3.579         |
| 27 Secang I                    | 278               | 2.349                | 2.627         |
| 28 Secang II                   | 215               | 1.455                | 1.670         |
| 29 Windusari                   | 714               | 3.121                | 3.835         |
| <b>Kabupaten Magelang</b>      | <b>11.749</b>     | <b>63.721</b>        | <b>75.470</b> |

Sumber/Source: Dinas Kesehatan Kabupaten Magelang/Health Service of Magelang Regency

**Tabel**  
**Table 4.2.8**

**Jumlah Bayi dan Balita yang Mendapat Vitamin A Menurut Wilayah Puskesmas di Kabupaten Magelang, 2024**  
**Number of Babies and Todlers who Had Vitamin A by Public Health Center in Magelang Regency, 2024**

|    | Puskesmas<br>Public Health Center | Bayi (6–11 Bulan) | Balita (12–59<br>Bulan) | Jumlah/ Total |
|----|-----------------------------------|-------------------|-------------------------|---------------|
|    | (1)                               | (2)               | (3)                     | (4)           |
| 1  | Salaman I                         | 209               | 2.152                   | 2.361         |
| 2  | Salaman II                        | 141               | 1.453                   | 1.594         |
| 3  | Borobudur                         | 677               | 3.163                   | 3.840         |
| 4  | Ngluwar                           | 133               | 1.410                   | 1.543         |
| 5  | Salam                             | 250               | 2.205                   | 2.455         |
| 6  | Srumbung                          | 542               | 2.302                   | 2.844         |
| 7  | Dukun                             | 562               | 2.178                   | 2.740         |
| 8  | Sawangan I                        | 195               | 1.581                   | 1.776         |
| 9  | Sawangan II                       | 124               | 1.152                   | 1.276         |
| 10 | Muntilan I                        | 282               | 1.263                   | 1.545         |
| 11 | Muntilan II                       | 144               | 1.723                   | 1.867         |
| 12 | Mungkid                           | 436               | 3.020                   | 3.456         |
| 13 | Mertoyudan I                      | 471               | 2.375                   | 2.846         |
| 14 | Mertoyudan II                     | 532               | 2.365                   | 2.897         |
| 15 | Kota Mungkid                      | 241               | 948                     | 1.189         |
| 16 | Tempuran                          | 573               | 2.569                   | 3.142         |
| 17 | Kajoran I                         | 194               | 1.787                   | 1.981         |
| 18 | Kajoran II                        | 131               | 1.259                   | 1.390         |
| 19 | Kaliangkrik                       | 416               | 3.486                   | 3.902         |
| 20 | Bandongan                         | 822               | 3.411                   | 4.233         |
| 21 | Candimulyo                        | 523               | 2.319                   | 2.842         |
| 22 | Pakis                             | 802               | 2.773                   | 3.575         |
| 23 | Ngablak                           | 554               | 2.127                   | 2.681         |
| 24 | Grabag I                          | 747               | 3.353                   | 4.100         |
| 25 | Grabag II                         | 190               | 1.494                   | 1.684         |
| 26 | Tegalrejo                         | 651               | 2.928                   | 3.579         |
| 27 | Secang I                          | 278               | 2.349                   | 2.627         |
| 28 | Secang II                         | 215               | 1.455                   | 1.670         |
| 29 | Windusari                         | 714               | 3.121                   | 3.835         |
|    | <b>Kabupaten Magelang</b>         | <b>11.749</b>     | <b>63.721</b>           | <b>75.470</b> |

Sumber/Source: Dinas Kesehatan Kabupaten Magelang/Health Service of Magelang Regency

**Tabel**  
**Table** 4.2.9

**Persentase Balita yang Pernah Mendapat Imunisasi Menurut Jenis Imunisasi di Kabupaten Magelang, 2021–2024**

*Percentage of Children Under Five Years who Had Immunization by Type of Immunization in Magelang Regency, 2021–2024*

| Jenis Imunisasi<br>TheTypeofImmunization | 2021  | 2022  | 2023  | 2024  |
|--|-------|-------|-------|-------|
| (1)                                      | (2)   | (3)   | (4)   | (5)   |
| BCG                                      | 95,85 | 98,22 | 88,76 | 98,01 |
| Campak/Morbili/MMR/Measles               | 72,49 | 70,75 | 74,07 | 78,32 |
| DPT                                      | 91,49 | 96,56 | 86,07 | 96,92 |
| Polio                                    | 95,25 | 95,28 | 86,63 | 98,68 |
| Hepatitis B                              | 94,59 | 99,47 | 99,47 | 99,13 |

Catatan/Note: <sup>1</sup> Data tidak tersedia/data not available

Sumber/Source: Badan Pusat Statistik, Survei Sosial Ekonomi Nasional Kor, Maret /National Socio Economic Survey Kor, March

Tabel  
Table 4.2.10**Jumlah Ibu Hamil yang Mendapat Tablet Zat Besi (Fe) Menurut Wilayah Puskesmas di Kabupaten Magelang, 2024*****Number of Pregnant Women who Receiving Iron Supplement by Public Healthy Center in Magelang Regency, 2024***

| Puskesmas<br>Public Health Center | Ibu Hamil<br>Pregnant<br>Women | FE1 (30 Tablet)                |                       | FE3 (90 Tablet)                |                       |
|-----------------------------------|--------------------------------|--------------------------------|-----------------------|--------------------------------|-----------------------|
|                                   |                                | Ibu Hamil<br>Pregnant<br>Women | Persentase<br>Percent | Ibu Hamil<br>Pregnant<br>Women | Persentase<br>Percent |
| (1)                               | (2)                            | (3)                            | (4)                   | (5)                            | (6)                   |
| 1 Salaman I                       | 479                            | 479                            | 100,00                | 458                            | 95,62                 |
| 2 Salaman II                      | 342                            | 342                            | 100,00                | 327                            | 95,61                 |
| 3 Borobudur                       | 680                            | 672                            | 98,82                 | 651                            | 95,74                 |
| 4 Ngluwar                         | 339                            | 339                            | 100,00                | 321                            | 94,69                 |
| 5 Salam                           | 463                            | 450                            | 97,19                 | 432                            | 93,30                 |
| 6 Srumbung                        | 470                            | 470                            | 100,00                | 452                            | 96,17                 |
| 7 Dukun                           | 418                            | 418                            | 100,00                | 413                            | 98,80                 |
| 8 Sawangan I                      | 339                            | 363                            | 107,08                | 303                            | 89,38                 |
| 9 Sawangan II                     | 266                            | 263                            | 98,87                 | 219                            | 82,33                 |
| 10 Muntilan I                     | 286                            | 286                            | 100,00                | 280                            | 97,90                 |
| 11 Muntilan II                    | 416                            | 416                            | 100,00                | 392                            | 94,23                 |
| 12 Mungkid                        | 623                            | 614                            | 98,56                 | 611                            | 98,07                 |
| 13 Mertoyudan I                   | 474                            | 440                            | 92,83                 | 444                            | 93,67                 |
| 14 Mertoyudan II                  | 530                            | 530                            | 100,00                | 519                            | 97,92                 |
| 15 Kota Mungkid                   | 223                            | 223                            | 100,00                | 221                            | 99,10                 |
| 16 Tempuran                       | 637                            | 637                            | 100,00                | 587                            | 92,15                 |
| 17 Kajoran I                      | 418                            | 417                            | 99,76                 | 383                            | 91,63                 |
| 18 Kajoran II                     | 275                            | 275                            | 100,00                | 268                            | 97,45                 |
| 19 Kaliangkrik                    | 796                            | 796                            | 100,00                | 778                            | 97,74                 |
| 20 Bandongan                      | 656                            | 656                            | 100,00                | 636                            | 96,95                 |
| 21 Candimulyo                     | 594                            | 594                            | 100,00                | 567                            | 95,45                 |
| 22 Pakis                          | 644                            | 644                            | 100,00                | 637                            | 98,91                 |
| 23 Ngablak                        | 471                            | 471                            | 100,00                | 470                            | 99,79                 |
| 24 Grabag I                       | 882                            | 882                            | 100,00                | 840                            | 95,24                 |
| 25 Grabag II                      | 367                            | 367                            | 100,00                | 357                            | 97,28                 |
| 26 Tegalrejo                      | 532                            | 532                            | 100,00                | 530                            | 99,62                 |
| 27 Secang I                       | 535                            | 535                            | 100,00                | 535                            | 100,00                |
| 28 Secang II                      | 369                            | 387                            | 104,88                | 349                            | 94,58                 |
| 29 Windusari                      | 590                            | 590                            | 100,00                | 590                            | 100,00                |
| <b>Kabupaten Magelang</b>         | <b>14.114</b>                  | <b>14.088</b>                  | <b>99,82</b>          | <b>13.570</b>                  | <b>96,15</b>          |

Sumber/Source: Dinas Kesehatan Kabupaten Magelang/Health Service of Magelang Regency

**Tabel**  
**Table** 4.2.11

**Jumlah Kasus 10 Penyakit Terbanyak Tercatat di Puskesmas Kabupaten Magelang, 2024**  
**Number of Cases of The 10 Most Diseases Recorded in Public Health Center in Magelang Regency, 2024**

| Jenis Penyakit<br>The Type of Disease |   | Jumlah Kasus<br>Number of Cases |
|---------------------------------------|---|---------------------------------|
| (1)                                   |   | (2)                             |
| 1.                                    | Essential (primary) hypertension                              | 77.532                          |
| 2.                                    | Acute nasopharyngitis [common cold]                           | 71.105                          |
| 3.                                    | Acute upper respiratory infection, unspecified                | 55.463                          |
| 4.                                    | Myalgia   | 43.660                          |
| 5.                                    | Dyspepsia   | 31.552                          |
| 6.                                    | Non-insulin-dependent diabetes mellitus without complications | 28.718                          |
| 7.                                    | Headache  | 25.795                          |
| 8.                                    | Fever, unspecified  | 21.903                          |
| 9.                                    | Secondary hypertension, unspecified                           | 17.150                          |
| 10.                                   | Gastritis, unspecified  | 17.068                          |

Sumber/Source: Dinas Kesehatan Kabupaten Magelang/Health Service of Magelang Regency

**Tabel**  
**Table** 4.2.12

**Jumlah Remaja Usia 15–24 Tahun yang Mendapat Penyuluhan Tentang Kesehatan Reproduksi (Kespro), HIV/AIDS, dan Keluarga Berencana (KB) Menurut Kecamatan di Kabupaten Magelang, 2024**

***Number of Young People Aged 15–24 Years who Had Counselling on Reproductive Health, HIV/AIDS, and Family Planning by District in Magelang Regency, 2024***

| Kecamatan<br>District | Penyuluhan Kespro<br>Reproductive Health<br>Counselling | Penyuluhan HIV/AIDS<br>HIV/AIDS Counselling | Penyuluhan KB<br>Family Planning<br>Counselling |       |
|-----------------------|---|---|---|-------|
| (1)                   | (2)   | (3)   | (4)   |       |
| 1 Salaman             | 73  | N/A   | 70  |       |
| 2 Borobudur           | 88  | N/A   | 70  |       |
| 3 Ngluwar             | 79  | N/A   | 70  |       |
| 4 Salam               | 100   | N/A   | 70  |       |
| 5 Srumbung            | 206   | N/A   | 70  |       |
| 6 Dukun               | 64  | N/A   | 70  |       |
| 7 Muntilan            | 114   | N/A   | 70  |       |
| 8 Mungkid             | 75  | N/A   | 70  |       |
| 9 Sawangan            | 64  | N/A   | 70  |       |
| 10 Candimulyo         | 104   | N/A   | 70  |       |
| 11 Mertoyudan         | 75  | N/A   | 70  |       |
| 12 Tempuran           | 100   | N/A   | 70  |       |
| 13 Kajoran            | 76  | N/A   | 70  |       |
| 14 Kaliangkrik        | 76  | N/A   | 70  |       |
| 15 Bandongan          | 75  | N/A   | 70  |       |
| 16 Windusari          | 71  | N/A   | 70  |       |
| 17 Secang             | 62  | N/A   | 70  |       |
| 18 Tegalrejo          | 92  | N/A   | 70  |       |
| 19 Pakis              | 107   | N/A   | 70  |       |
| 20 Grabag             | 75  | N/A   | 70  |       |
| 21 Ngablak            | 100   | N/A   | 70  |       |
|                       | 2024  | 1.876                                       | N/A   | 1.470 |
| Kabupaten Magelang    | 2023  | 15.163                                      | –   | N/A   |
|                       | 2022  | 6.272                                       | –   | 4.034 |

Catatan/Note:

1. Penyuluhan Kespro (Kesehatan Reproduksi) diambildari jumlah kehadiran ibu hamil serta PUS (PUS meet need) yang mendapatkan materi. Dilaksanakan sebanyak 1 kali yang dilaksanakan oleh bidang KB dan juga pada remaja yang dilaksanakan oleh bidang Pengendalian Penduduk
2. Penyuluhan KB pada ibu bersalin yang belum mengikuti KB Pasca pewsralinan (KBPP) dilaksanakan sebanyak 5 kali

Sumber/Source: Dinas Sosial Pengendalian Penduduk dan Keluarga Berencana, Pemberdayaan Perempuan dan Perlindungan Anak Kabupaten Magelang/Social Population Control and Family Planning, Woman Empowerment and Child Protection Service of Magelang Regency

**Tabel**  
**Table** 4.2.13

**Jumlah Klinik Keluarga Berencana (KKB) dan Pos Pelayanan Keluarga Berencana Desa (PPKBD) Menurut Kecamatan di Kabupaten Magelang, 2024**  
*Number of Family Planning Clinics and Village Family Planning Service Units by District in Magelang Regency, 2024*

| Kecamatan<br>District | KKB<br>Family Planning Clinincs | PPKBD<br>Village Family Planning<br>Service Units |
|-----------------------|---------------------------------|---|
| (1)                   | (2)                             | (3)   |
| 1 Salaman             | 4                               | 20  |
| 2 Borobudur           | 3                               | 20  |
| 3 Ngluwar             | 2                               | 8   |
| 4 Salam               | 3                               | 12  |
| 5 Srumbung            | 2                               | 17  |
| 6 Dukun               | 2                               | 15  |
| 7 Muntilan            | 2                               | 15  |
| 8 Mungkid             | 6                               | 14  |
| 9 Sawangan            | 5                               | 16  |
| 10 Candimulyo         | 7                               | 13  |
| 11 Mertoyudan         | 1                               | 15  |
| 12 Tempuran           | 2                               | 29  |
| 13 Kajoran            | 1                               | 20  |
| 14 Kaliangkrik        | 3                               | 14  |
| 15 Bandongan          | 3                               | 19  |
| 16 Windusari          | 1                               | 20  |
| 17 Secang             | 2                               | 16  |
| 18 Tegalrejo          | 3                               | 28  |
| 19 Pakis              | 1                               | 21  |
| 20 Grabag             | 5                               | 20  |
| 21 Ngablak            | 3                               | 20  |
| Kabupaten Magelang    | 2024                            | 372   |
|                       | 2023                            | 372   |
|                       | 2022                            | 372   |
|                       | 2021                            | 372   |
|                       | 2020                            | 372   |

Sumber/Source: Dinas Sosial Pengendalian Pendudukan dan Keluarga Berencana, Pemberdayaan Perempuan dan Perlindungan Anak Kabupaten Magelang/Social Population Control and Family Planning, Woman Empowerment and Child Protection Service of Magelang Regency

Tabel  
Table 4.2.14

**Jumlah Pasangan Usia Subur dan Peserta KB Aktif (Usia 15–49 Tahun) Menurut Kecamatan di Kabupaten Magelang, 2024**

**Number of Eligible Couples and Family Planning Participants (15–49 Years Old) by District in Magelang Regency, 2024**

| Kecamatan<br>District | Jumlah PUS<br>Eligible<br>Couples | Peserta KB Aktif<br>Family Planning Participants |        |       |                  |        |
|-----------------------|-----------------------------------|--|--------|-------|------------------|--------|
|                       |                                   | IUD  | MOW    | MOP   | Kondom<br>Condom |        |
| (1)                   | (2)                               | (3)  | (4)    | (5)   | (6)              |        |
| 1 Salaman             | 11.148                            | 1.534  | 435    | 8     | 882              |        |
| 2 Borobudur           | 9.554                             | 1.272  | 351    | 8     | 903              |        |
| 3 Ngluwar             | 4.865                             | 1.216  | 120    | 0     | 354              |        |
| 4 Salam               | 6.674                             | 1.336  | 202    | 5     | 714              |        |
| 5 Srumbung            | 7.604                             | 1.465  | 361    | 2     | 1.293            |        |
| 6 Dukun               | 6.799                             | 1.869  | 310    | 11    | 353              |        |
| 7 Muntilan            | 9.536                             | 1.687  | 436    | 33    | 356              |        |
| 8 Mungkid             | 10.321                            | 2.186  | 204    | 13    | 958              |        |
| 9 Sawangan            | 10.282                            | 1.495  | 269    | 11    | 1.822            |        |
| 10 Candimulyo         | 15.754                            | 2.494  | 1.050  | 10    | 1.776            |        |
| 11 Mertoyudan         | 7.616                             | 918  | 373    | 5     | 929              |        |
| 12 Tempuran           | 10.405                            | 999  | 461    | 21    | 407              |        |
| 13 Kajoran            | 9.848                             | 2.252  | 704    | 16    | 102              |        |
| 14 Kaliangkrik        | 9.073                             | 895  | 424    | 8     | 408              |        |
| 15 Bandongan          | 8.307                             | 1.267  | 357    | 34    | 217              |        |
| 16 Windusari          | 9.988                             | 725  | 646    | 6     | 87               |        |
| 17 Secang             | 7.679                             | 408  | 322    | 13    | 72               |        |
| 18 Tegalrejo          | 14.367                            | 1.563  | 550    | 9     | 544              |        |
| 19 Pakis              | 8.440                             | 908  | 350    | 7     | 210              |        |
| 20 Grabag             | 11.850                            | 1.730  | 687    | 7     | 1.561            |        |
| 21 Ngablak            | 8.884                             | 366  | 399    | 22    | 258              |        |
| Kabupaten Magelang    | 2024                              | 198.994  | 28.585 | 9.011 | 249              | 14.206 |
|                       | 2023                              | 201.515  | 26.234 | 8.494 | 277              | 10.527 |
|                       | 2022                              | 203.683  | 24.602 | 8.314 | 340              | 8.782  |

Lanjutan Tabel/*Continued Table* 4.2.14

| Kecamatan<br>District | Peserta KB Aktif<br>Family Planning Participants |                       |             |                 |         |
|-----------------------|--|-----------------------|-------------|-----------------|---------|
|                       | Implan<br>Implants                               | Suntikan<br>Injection | Pil<br>Pill | Jumlah<br>Total |         |
| (1)                   | (7)  | (8)                   | (9)         | (10)            |         |
| 1 Salaman             | 834  | 3.000                 | 1.333       | 8.026           |         |
| 2 Borobudur           | 681  | 196                   | 846         | 4.257           |         |
| 3 Ngluwar             | 263  | 1.133                 | 323         | 3.409           |         |
| 4 Salam               | 533  | 1.568                 | 408         | 4.766           |         |
| 5 Srumbung            | 530  | 1.819                 | 534         | 6.004           |         |
| 6 Dukun               | 364  | 2.040                 | 294         | 5.241           |         |
| 7 Muntilan            | 1.313  | 3.116                 | 311         | 7.252           |         |
| 8 Mungkid             | 758  | 2.681                 | 744         | 7.544           |         |
| 9 Sawangan            | 479  | 2.629                 | 920         | 7.625           |         |
| 10 Candimulyo         | 1.056  | 4.191                 | 1.205       | 11.782          |         |
| 11 Mertoyudan         | 522  | 2.199                 | 440         | 5.386           |         |
| 12 Tempuran           | 1.374  | 4.183                 | 455         | 7.900           |         |
| 13 Kajoran            | 641  | 3.359                 | 486         | 7.560           |         |
| 14 Kaliangkrik        | 810  | 3.705                 | 533         | 6.783           |         |
| 15 Bandongan          | 671  | 2.985                 | 577         | 6.108           |         |
| 16 Windusari          | 1.642  | 4.153                 | 363         | 7.622           |         |
| 17 Secang             | 1.601  | 3.270                 | 175         | 5.861           |         |
| 18 Tegalrejo          | 1.752  | 4.896                 | 1.319       | 10.633          |         |
| 19 Pakis              | 915  | 3.171                 | 560         | 6.121           |         |
| 20 Grabag             | 919  | 3.346                 | 699         | 8.949           |         |
| 21 Ngablak            | 1.979  | 2.912                 | 540         | 6.476           |         |
| Kabupaten Magelang    | 2024   | 19.637                | 60.552      | 13.065          | 145.305 |
|                       | 2023   | 18.122                | 67.417      | 13.715          | 144.786 |
|                       | 2022   | 16.638                | 66.908      | 14.080          | 139.664 |

Sumber/Source: Dina Sosial Pengendalian Pendudukan dan Keluarga Berencana, Pemberdayaan Perempuan dan Perlindungan Anak Kabupaten Magelang/Social Population Control and Family Planning, Woman Empowerment and Child Protection Service of Magelang Regency

Tabel  
Table 4.2.15

**Jumlah Status Gizi Balita 0–59 Bulan Menurut Wilayah Puskesmas di Kabupaten Magelang, 2024**  
**Number of Nutritional Status of Toddlers 0–59 Months by Public Health Centre in Magelang Regency, 2024**

| Puskesmas<br>Public Health Centre | Jumlah Balita (0–59)<br>yang diukur TB<br>Toddlers (0–59) Height<br>was Measured | Jumlah Balita<br>Stunting<br>Stunting Toddlers | Persentase Balita<br>Stunting<br>Percentage Stunting<br>Toddlers |
|-----------------------------------|--|--|--|
| (1)                               | (2)  | (3)  | (4)  |
| 1 Salaman I                       | 2.497  | 402  | 16,10  |
| 2 Salaman II                      | 1.638  | 254  | 15,51  |
| 3 Borobudur                       | 3.691  | 404  | 10,95  |
| 4 Ngluwar                         | 1.608  | 151  | 9,39   |
| 5 Salam                           | 2.553  | 422  | 16,53  |
| 6 Srumbung                        | 2.618  | 413  | 15,78  |
| 7 Dukun                           | 2.577  | 355  | 13,78  |
| 8 Muntilan I                      | 1.459  | 180  | 12,34  |
| 9 Muntilan II                     | 2.052  | 232  | 11,31  |
| 10 Mungkid                        | 3.212  | 494  | 15,38  |
| 11 Sawangan I                     | 1.740  | 319  | 18,33  |
| 12 Sawangan II                    | 1.247  | 196  | 15,72  |
| 13 Candimulyo                     | 2.791  | 313  | 11,21  |
| 14 Mertoyudan I                   | 2.296  | 192  | 8,36   |
| 15 Mertoyudan II                  | 2.542  | 312  | 12,27  |
| 16 Kota Mungkid                   | 1.109  | 176  | 15,87  |
| 17 Tempuran                       | 2.938  | 317  | 10,79  |
| 18 Kajoran I                      | 2.024  | 397  | 19,61  |
| 19 Kajoran II                     | 1.393  | 181  | 12,99  |
| 20 Kaliangkrik                    | 4.152  | 582  | 14,02  |
| 21 Bandongan                      | 3.589  | 323  | 9,00   |
| 22 Windusari                      | 3.195  | 661  | 20,69  |
| 23 Secang I                       | 2.744  | 406  | 14,80  |
| 24 Secang II                      | 1.690  | 263  | 15,56  |
| 25 Tegalrejo                      | 3.230  | 568  | 17,59  |
| 26 Pakis                          | 3.350  | 436  | 13,01  |
| 27 Grabag I                       | 3.895  | 760  | 19,51  |
| 28 Grabag II                      | 1.677  | 266  | 15,86  |
| 29 Ngablak                        | 2.464  | 515  | 20,90  |
| Kabupaten Magelang                | 71.971   | 10.490   | 14,58  |

Lanjutan Tabel/*Continued Table* 4.2.15

|    | Puskesmas<br>Public Health Centre | Jumlah Balita (0-59)<br>yang diukur BB<br>Toddlers (0-59) Weight<br>was Measured | Jumlah Balita BB<br>Kurang<br>Underweight Toddlers | Persentase Balita BB<br>kurrang<br>Percentage<br>Underweight Toddlers |
|----|-----------------------------------|--|--|---|
|    | (1)                               | (5)  | (6)  | (7)   |
| 1  | Salaman I                         | 2.497  | 324  | 12,98   |
| 2  | Salaman II                        | 1.638  | 217  | 13,25   |
| 3  | Borobudur                         | 3.691  | 445  | 12,06   |
| 4  | Ngluwar                           | 1.608  | 229  | 14,24   |
| 5  | Salam                             | 2.553  | 377  | 14,77   |
| 6  | Srumbung                          | 2.618  | 321  | 12,26   |
| 7  | Dukun                             | 2.577  | 280  | 10,87   |
| 8  | Muntilan I                        | 1.459  | 210  | 14,39   |
| 9  | Muntilan II                       | 2.052  | 243  | 11,84   |
| 10 | Mungkid                           | 3.212  | 410  | 12,76   |
| 11 | Sawangan I                        | 1.740  | 210  | 12,07   |
| 12 | Sawangan II                       | 1.247  | 157  | 12,59   |
| 13 | Candimulyo                        | 2.791  | 328  | 11,75   |
| 14 | Mertoyudan I                      | 2.296  | 225  | 9,80  |
| 15 | Mertoyudan II                     | 2.542  | 320  | 12,59   |
| 16 | Kota Mungkid                      | 1.109  | 117  | 10,55   |
| 17 | Tempuran                          | 2.938  | 330  | 11,23   |
| 18 | Kajoran I                         | 2.024  | 315  | 15,56   |
| 19 | Kajoran II                        | 1.393  | 139  | 9,98  |
| 20 | Kaliangkrik                       | 4.152  | 397  | 9,56  |
| 21 | Bandongan                         | 3.589  | 390  | 10,87   |
| 22 | Windusari                         | 3.195  | 495  | 15,49   |
| 23 | Secang I                          | 2.744  | 379  | 13,81   |
| 24 | Secang II                         | 1.690  | 213  | 12,60   |
| 25 | Tegalrejo                         | 3.230  | 413  | 12,79   |
| 26 | Pakis                             | 3.350  | 367  | 10,96   |
| 27 | Grabag I                          | 3.895  | 529  | 13,58   |
| 28 | Grabag II                         | 1.677  | 234  | 13,95   |
| 29 | Ngablak                           | 2.464  | 294  | 11,93   |
|    | Kabupaten Magelang                | 71.971   | 8.908  | 12,38   |

Lanjutan Tabel/*Continued Table* 4.2.16

|    | Puskesmas<br>Public Health Centre | Jumlah Balita (0–59)<br>yang diukur BB dan TB<br>Toddlers(0–59)Weight<br>and Height was Measured | Jumlah Balita Gizi<br>Kurang dan Gizi Buruk<br>Wasting Toddlers | Persentase Jumlah<br>Balita Gizi Kurang dan<br>Gizi Buruk<br>Percentage Wasting<br>Toddlers |
|----|-----------------------------------|--|---|---|
|    | (1)                               | (8)  | (9)   | (10)  |
| 1  | Salaman I                         | 2.497  | 167   | 6,69  |
| 2  | Salaman II                        | 1.638  | 87  | 5,31  |
| 3  | Borobudur                         | 3.691  | 259   | 7,02  |
| 4  | Ngluwar                           | 1.608  | 117   | 7,28  |
| 5  | Salam                             | 2.553  | 186   | 7,29  |
| 6  | Srumbung                          | 2.618  | 107   | 4,09  |
| 7  | Dukun                             | 2.577  | 121   | 4,70  |
| 8  | Muntilan I                        | 1.459  | 131   | 8,98  |
| 9  | Muntilan II                       | 2.052  | 121   | 5,90  |
| 10 | Mungkid                           | 3.212  | 189   | 5,88  |
| 11 | Sawangan I                        | 1.740  | 92  | 5,29  |
| 12 | Sawangan II                       | 1.247  | 56  | 4,49  |
| 13 | Candimulyo                        | 2.791  | 144   | 5,16  |
| 14 | Mertoyudan I                      | 2.296  | 121   | 5,27  |
| 15 | Mertoyudan II                     | 2.542  | 166   | 6,53  |
| 16 | Kota Mungkid                      | 1.109  | 42  | 3,79  |
| 17 | Tempuran                          | 2.938  | 172   | 5,85  |
| 18 | Kajoran I                         | 2.024  | 112   | 5,53  |
| 19 | Kajoran II                        | 1.393  | 45  | 3,23  |
| 20 | Kaliangkrik                       | 4.152  | 124   | 2,99  |
| 21 | Bandongan                         | 3.589  | 282   | 7,86  |
| 22 | Windusari                         | 3.195  | 201   | 6,29  |
| 23 | Secang I                          | 2.744  | 178   | 6,49  |
| 24 | Secang II                         | 1.690  | 95  | 5,62  |
| 25 | Tegalrejo                         | 3.230  | 160   | 4,95  |
| 26 | Pakis                             | 3.350  | 147   | 4,39  |
| 27 | Grabag I                          | 3.895  | 244   | 6,26  |
| 28 | Grabag II                         | 1.677  | 103   | 6,14  |
| 29 | Ngablak                           | 2.464  | 67  | 2,72  |
|    | Kabupaten Magelang                | 71.971   | 4.036   | 5,61  |

Sumber/Source: Dinas Kesehatan Kabupaten Magelang/Health Service of Magelang Regency

**4.3 AGAMA DAN SOSIAL LAINNYA**  
**RELIGION AND OTHER SOCIAL AFFAIRS**

**Tabel 4.3.1 Jumlah Penduduk Menurut Kecamatan dan Agama yang Dianut di Kabupaten Magelang, 2024**  
**Population by District and Religion in Magelang Regency, 2024**

| Kecamatan<br>District | Islam<br>Islam | Protestan<br>Protestant | Katolik<br>Catholic | Hindu<br>Hindu | Budha<br>Buddha | Lainnya<br>Others |     |
|-----------------------|----------------|-------------------------|---------------------|----------------|-----------------|-------------------|-----|
| (1)                   | (2)            | (3)                     | (4)                 | (5)            | (6)             | (7)               |     |
| 1 Salaman             | 76.875         | 199                     | 84                  | 3              | –               | 5                 |     |
| 2 Borobudur           | 64.687         | 152                     | 1.120               | 15             | 13              | 154               |     |
| 3 Ngluwar             | 33.191         | 28                      | 195                 | –              | –               | 3                 |     |
| 4 Sa l a m            | 47.427         | 295                     | 1.074               | 1              | 4               | 2                 |     |
| 5 Srumbung            | 48.408         | 71                      | 1.314               | 2              | 2               | 1                 |     |
| 6 Du kun              | 44.768         | 144                     | 3.416               | 2              | –               | 38                |     |
| 7 Muntilan            | 75.836         | 1.137                   | 4.246               | 8              | 144             | 21                |     |
| 8 Mungkid             | 74.411         | 256                     | 1.103               | 6              | 25              | 9                 |     |
| 9 Sawangan            | 55.727         | 868                     | 2.765               | 1              | 2               | 61                |     |
| 10 Candimulyo         | 51.172         | 328                     | 464                 | –              | –               | 6                 |     |
| 11 Mertoyudan         | 104.496        | 3.717                   | 4.553               | 104            | 56              | 16                |     |
| 12 Tempuran           | 53.843         | 202                     | 69                  | 2              | 12              | 1                 |     |
| 13 Kajoran            | 63.263         | 12                      | 11                  | –              | –               | –                 |     |
| 14 Kaliangkrik        | 63.727         | 12                      | 7                   | –              | –               | 57                |     |
| 15 Bandongan          | 63.751         | 41                      | 17                  | –              | –               | –                 |     |
| 16 Windusari          | 55.141         | 8                       | 11                  | –              | –               | 61                |     |
| 17 Secang             | 83.998         | 531                     | 390                 | 9              | 8               | –                 |     |
| 18 Tegalrejo          | 55.419         | 116                     | 83                  | –              | –               | –                 |     |
| 19 Pakis              | 56.327         | 955                     | 256                 | –              | 1               | 50                |     |
| 20 Grabag             | 97.596         | 310                     | 321                 | –              | 37              | 3                 |     |
| 21 Ngablak            | 42.469         | 993                     | 306                 | –              | 5               | –                 |     |
| Kabupaten<br>Magelang | 2024           | 1.312.532               | 10.375              | 21.805         | 153             | 309               | 488 |
|                       | 2023           | 1.298.638               | 10.428              | 21.908         | 158             | 303               | 486 |
|                       | 2022           | 1.286.092               | 10.441              | 21.992         | 162             | 306               | 483 |

Sumber/Source: Dinas Kependudukan dan Pencatatan Sipil Kabupaten Magelang / Demography and Certificate Service of Magelang Regency

**Tabel**  
**Table 4.3.2**

**Jumlah Tempat Peribadatan Menurut Kecamatan di Kabupaten Magelang, 2024**  
**Number of Places of Worship by District in Magelang Regency, 2024**

| Kecamatan<br>District | Masjid<br>Mosque | Mushola<br>Pray<br>Room | Gereja<br>Protestan<br>Protestant<br>Church | Gereja<br>Katholik <sup>1</sup><br>Catholic<br>Church |   |
|-----------------------|------------------|-------------------------|---|---|---|
| (1)                   | (2)              | (3)                     | (4)   | (5)   |   |
| 1 Salaman             | 197              | 245                     | 3   | –   |   |
| 2 Borobudur           | 161              | 49                      | –   | 1   |   |
| 3 Ngluwar             | 85               | 108                     | –   | –   |   |
| 4 Sa la m             | 105              | 131                     | 3   | 1   |   |
| 5 Srumbung            | 138              | 62                      | 1   | –   |   |
| 6 Du k u n            | 151              | 70                      | 2   | 1   |   |
| 7 Muntilan            | 146              | 223                     | 7   | 1   |   |
| 8 Mungkid             | 158              | 187                     | 3   | –   |   |
| 9 Sawangan            | 210              | 66                      | 11  | 1   |   |
| 10 Candimulyo         | 115              | 132                     | 3   | –   |   |
| 11 Mertoyudan         | 179              | 166                     | 16  | 2   |   |
| 12 Tempuran           | 107              | 144                     | 1   | –   |   |
| 13 Kajoran            | 159              | 221                     | –   | –   |   |
| 14 Kaliangkrik        | 129              | 192                     | –   | –   |   |
| 15 Bandongan          | 112              | 287                     | –   | –   |   |
| 16 Windusari          | 134              | 143                     | –   | –   |   |
| 17 Secang             | 185              | 294                     | 2   | –   |   |
| 18 Tegalrejo          | 124              | 130                     | –   | –   |   |
| 19 Pakis              | 169              | 39                      | 9   | –   |   |
| 20 Grabag             | 214              | 285                     | 2   | –   |   |
| 21 Ngablak            | 99               | 151                     | 7   | 1   |   |
| Kabupaten<br>Magelang | 2024             | 3.077                   | 3.325                                       | 70  | 8 |
|                       | 2023             | 3.072                   | 3.320                                       | 79  | 8 |
|                       | 2022             | 3.133                   | 3.367                                       | 83  | 7 |
|                       | 2021             | 3.133                   | 3.367                                       | 89  | 7 |
|                       | 2020             | 3.237                   | 3.260                                       | 79  | 6 |

Lanjutan Tabel/*Continued Table* 4.3.2

|                       | Kecamatan<br>District | Kapel (Gereja<br>Pembantu<br>Katholik)<br>Chapels | Pura<br>Temple | Vihara | Klenteng<br>Klenteng |
|-----------------------|-----------------------|---|----------------|--------|----------------------|
|                       | (1)                   | (6)   | (7)            | (8)    | (9)                  |
| 1                     | Salaman               | 1   | -              | -      | -                    |
| 2                     | Borobudur             | 2   | -              | 1      | -                    |
| 3                     | Ngluwar               | 1   | -              | -      | -                    |
| 4                     | Salam                 | 3   | -              | -      | -                    |
| 5                     | Srumbung              | 3   | -              | -      | -                    |
| 6                     | Dukun                 | 3   | -              | -      | -                    |
| 7                     | Muntilan              | 6   | -              | -      | 1                    |
| 8                     | Mungkid               | 3   | -              | 2      | -                    |
| 9                     | Sawangan              | 4   | -              | -      | -                    |
| 10                    | Candimulyo            | 1   | -              | -      | -                    |
| 11                    | Mertoyudan            | 4   | -              | 1      | -                    |
| 12                    | Tempuran              | -   | -              | -      | -                    |
| 13                    | Kajoran               | -   | -              | -      | -                    |
| 14                    | Kaliangkrik           | -   | -              | -      | -                    |
| 15                    | Bandongan             | -   | -              | -      | -                    |
| 16                    | Windusari             | -   | -              | -      | -                    |
| 17                    | Secang                | 1   | -              | -      | -                    |
| 18                    | Tegalrejo             | -   | -              | -      | -                    |
| 19                    | Pakis                 | 3   | -              | -      | -                    |
| 20                    | Grabag                | 2   | -              | 1      | -                    |
| 21                    | Ngablak               | -   | -              | -      | -                    |
|                       | 2024                  | 37  | -              | 5      | 1                    |
| Kabupaten<br>Magelang | 2023                  | 37  | 1              | 5      | 1                    |
|                       | 2022                  | 40  | 1              | 5      | 1                    |
|                       | 2021                  | 38  | 1              | 6      | 1                    |
|                       | 2020                  | 37  | 1              | 5      | 1                    |

Sumber/Source: Kantor Kementerian Agama Kabupaten Magelang/ Religious Affairs of Magelang Regency

Tabel  
Table 4.3.3

**Jumlah Desa/Kelurahan yang Mengalami Bencana Alam<sup>2</sup>  
Menurut Kecamatan di Kabupaten Magelang, 2019–2021**  
*Number of Villages that Had Natural Disaster<sup>1</sup> by District in  
Magelang Regency, 2019–2021*

| Kecamatan<br>District | Banjir/Flood |      |      | Gempa Bumi/Earthquake |      |      |
|-----------------------|--------------|------|------|-----------------------|------|------|
|                       | 2020         | 2021 | 2024 | 2020                  | 2021 | 2024 |
| (1)                   | (2)          | (3)  | (4)  | (5)                   | (6)  | (7)  |
| 1 Salaman             | –            | 1    | –    | –                     | –    | 2    |
| 2 Borobudur           | –            | –    | –    | –                     | –    | –    |
| 3 Ngluwar             | –            | –    | –    | –                     | –    | –    |
| 4 Sa l a m            | –            | –    | –    | –                     | –    | –    |
| 5 Srumbung            | –            | –    | –    | –                     | –    | –    |
| 6 D u k u n           | –            | –    | –    | –                     | –    | –    |
| 7 Muntilan            | –            | –    | –    | –                     | –    | –    |
| 8 Mungkid             | –            | –    | –    | –                     | –    | –    |
| 9 Sawangan            | –            | –    | –    | –                     | –    | –    |
| 10 Candimulyo         | –            | –    | –    | –                     | –    | –    |
| 11 Mertoyudan         | –            | 1    | –    | –                     | –    | –    |
| 12 Tempuran           | –            | –    | –    | –                     | –    | –    |
| 13 Kajoran            | –            | –    | –    | –                     | 1    | –    |
| 14 Kaliangkrik        | –            | –    | –    | –                     | –    | –    |
| 15 Bandongan          | –            | –    | –    | –                     | –    | –    |
| 16 Windusari          | –            | –    | –    | –                     | –    | –    |
| 17 Secang             | –            | 3    | –    | –                     | –    | –    |
| 18 Tegalrejo          | –            | –    | –    | –                     | –    | –    |
| 19 Pakis              | –            | –    | –    | –                     | –    | –    |
| 20 Grabag             | –            | –    | –    | –                     | –    | –    |
| 21 Ngablak            | –            | –    | –    | –                     | –    | –    |
| Kabupaten Magelang    | –            | 5    | –    | –                     | 1    | 2    |

Lanjutan Tabel/*Continued Table 4.3.3*

|                    | Kecamatan<br>District | Tanah Longsor/Landslide |      |      |
|--------------------|-----------------------|-------------------------|------|------|
|                    |                       | 2020                    | 2021 | 2024 |
|                    | (1)                   | (8)                     | (9)  | (10) |
| 1                  | Salaman               | 11                      | 12   | 13   |
| 2                  | Borobudur             | 7                       | 9    | 5    |
| 3                  | Ngluwar               | –                       | –    | –    |
| 4                  | Salam                 | 1                       | 1    | –    |
| 5                  | Srumbung              | –                       | –    | –    |
| 6                  | Dukun                 | –                       | –    | –    |
| 7                  | Muntilan              | 1                       | 1    | –    |
| 8                  | Mungkid               | –                       | –    | 1    |
| 9                  | Sawangan              | 2                       | 5    | 6    |
| 10                 | Candimulyo            | –                       | 2    | 3    |
| 11                 | Mertoyudan            | –                       | 1    | 3    |
| 12                 | Tempuran              | 6                       | 5    | 1    |
| 13                 | Kajoran               | 7                       | 10   | 10   |
| 14                 | Kaliangkrik           | 1                       | 2    | 5    |
| 15                 | Bandongan             | 2                       | 2    | 2    |
| 16                 | Windusari             | 1                       | 4    | 3    |
| 17                 | Secang                | 3                       | 3    | 2    |
| 18                 | Tegalrejo             | 4                       | 1    | –    |
| 19                 | Pakis                 | –                       | –    | 3    |
| 20                 | Grabag                | 2                       | 4    | 4    |
| 21                 | Ngablak               | 6                       | –    | 3    |
| Kabupaten Magelang |                       | 54                      | 62   | 64   |

Catatan/Note: Periode pendataan Podes 2024 dilakukan Pada Mei 2024/The 2024 Podes data collection period conducted in May 2024  
 Sumber/Source: Badan Pusat Statistik, Pendataan Potensi Desa (Podes)/BPS–Statistics Indonesia, Village Potential Data Collecting

**Tabel**  
**Table 4.3.4**

**Jumlah Kejadian Bencana Menurut Kecamatan dan Jenis  
Bencana di Kabupaten Magelang, 2024**  
*Number of Disasters by District and Kind in Magelang  
Regency, 2024*

| Kecamatan<br>District   | Tanah Longsor<br>Landslide | Cuaca Ekstrem<br>Extreme Weather | Kebakaran<br>Bangunan<br>Building Fire | Kebakaran<br>Hutan<br>Forest Fires |
|-------------------------|----------------------------|----------------------------------|--|------------------------------------|
| (1)                     | (2)                        | (3)                              | (4)                                    | (5)                                |
| 1 Salaman               | 41                         | 25                               | 8                                      | 2                                  |
| 2 Borobudur             | 23                         | 14                               | 3                                      |                                    |
| 3 Ngluwar               | –                          | 12                               | –                                      | –                                  |
| 4 Sa l a m              | 2                          | 7                                | 2                                      | –                                  |
| 5 Srumbung              | 1                          | 9                                | 3                                      | –                                  |
| 6 D u k u n             | 3                          | 3                                | 3                                      | –                                  |
| 7 Muntilan              | –                          | 1                                | 3                                      | –                                  |
| 8 Mungkid               | 4                          | 5                                | –                                      | –                                  |
| 9 Sawangan              | 27                         | 13                               | 2                                      | –                                  |
| 10 Candimulyo           | 8                          | 3                                | 2                                      | –                                  |
| 11 Mertoyudan           | 4                          | 10                               | 2                                      | –                                  |
| 12 Kajoran              | 19                         | 1                                | 2                                      | –                                  |
| 13 Tempuran             | 4                          | 9                                | 1                                      | 1                                  |
| 14 Kaliangkrik          | 10                         | 3                                | –                                      | 1                                  |
| 15 Bandongan            | 6                          | 8                                | –                                      | –                                  |
| 16 Windusari            | 11                         | 7                                | 1                                      | –                                  |
| 17 Secang               | 4                          | 3                                | 4                                      | –                                  |
| 18 Tegalrejo            | 6                          | 2                                | –                                      | –                                  |
| 19 Pakis                | 20                         | 2                                | 3                                      | –                                  |
| 20 Grabag               | 9                          | 1                                | 8                                      | –                                  |
| 21 Ngablak              | 13                         | –                                | 4                                      | –                                  |
| 2024                    | 215                        | 138                              | 51                                     | 4                                  |
| Kabupaten Magelang 2023 | 97                         | 112                              | 75                                     | 55                                 |
| 2022                    | 301                        | 266                              | 53                                     | –                                  |

Lanjutan Tabel/*Continued Table 4.3.4*

|                       | Kecamatan<br>District | Banjir<br>Flood | Gempa<br>Earthquake | Kekeringan<br>Drought | Erupsi<br>Gunung<br>Merapi<br>Eruption | Lainnya<br>Others | KLB  | Jumlah<br>Total |
|-----------------------|-----------------------|-----------------|---------------------|-----------------------|--|-------------------|------|-----------------|
|                       | (1)                   | (6)             | (7)                 | (8)                   | (9)                                    | (10)              | (11) | (12)            |
| 1                     | Salaman               | –               | –                   | –                     | –                                      | 5                 | –    | 81              |
| 2                     | Borobudur             | 1               | –                   | 7                     | –                                      | 2                 | –    | 50              |
| 3                     | Ngluwar               | 1               | –                   | –                     | –                                      | 3                 | –    | 16              |
| 4                     | Salam                 | –               | –                   | –                     | –                                      | –                 | –    | 11              |
| 5                     | Srumbung              | –               | –                   | –                     | –                                      | 2                 | –    | 15              |
| 6                     | Dukun                 | 1               | –                   | –                     | –                                      | 4                 | –    | 14              |
| 7                     | Muntilan              | –               | –                   | –                     | –                                      | 2                 | –    | 6               |
| 8                     | Mungkid               | 3               | –                   | –                     | –                                      | 3                 | –    | 15              |
| 9                     | Sawangan              | –               | –                   | –                     | –                                      | 1                 | –    | 43              |
| 10                    | Candimulyo            | –               | –                   | –                     | –                                      | 1                 | –    | 14              |
| 11                    | Mertoyudan            | –               | –                   | –                     | –                                      | 1                 | –    | 17              |
| 12                    | Kajoran               | –               | –                   | –                     | –                                      | 1                 | –    | 23              |
| 13                    | Tempuran              | –               | –                   | –                     | –                                      | 2                 | –    | 17              |
| 14                    | Kaliangkrik           | –               | –                   | –                     | –                                      | 1                 | –    | 15              |
| 15                    | Bandongan             | –               | –                   | –                     | –                                      | –                 | –    | 14              |
| 16                    | Windusari             | 1               | –                   | –                     | –                                      | –                 | –    | 20              |
| 17                    | Secang                | 2               | –                   | –                     | –                                      | –                 | –    | 13              |
| 18                    | Tegalrejo             | –               | –                   | 1                     | –                                      | –                 | –    | 9               |
| 19                    | Pakis                 | –               | –                   | 1                     | –                                      | –                 | –    | 26              |
| 20                    | Grabag                | 2               | –                   | –                     | –                                      | 1                 | –    | 21              |
| 21                    | Ngablak               | –               | –                   | –                     | –                                      | –                 | –    | 17              |
| Kabupaten<br>Magelang | 2024                  | 11              | –                   | 9                     | –                                      | 29                | –    | 457             |
|                       | 2023                  | 2               | 1                   | 62                    | 1                                      | 24                | –    | 429             |
|                       | 2022                  | 11              | –                   | –                     | 1                                      | 39                | 1    | 672             |

Catatan/Note: KLB Pandemi Covid-19 yang dirasakan di semua kecamatan di Kabupaten Magelang/The outbreak of the Covid-19 pandemic that was fatal in sub-districts in Magelang Regency

Sumber/Source: Badan Penanggulangan Bencana Daerah Kabupaten Magelang/ Disaster Management Service of Magelang Regency

Tabel  
Table 4.3.5

**Jumlah Korban yang Diakibatkan Bencana Alam Menurut Kecamatan di Kabupaten Magelang, 2024**  
*The Number of Victims Caused by Natural Disasters by District in Magelang Regency, 2024*

|    | Kecamatan<br>District | Korban Manusia / Human Victims |                 | Kerusakan Rumah<br>Damaged House |     |
|----|-----------------------|--------------------------------|-----------------|----------------------------------|-----|
|    |                       | Meninggal<br>Died              | Luka<br>Injured |                                  |     |
|    | (1)                   | (2)                            | (3)             | (4)                              |     |
| 1  | Salaman               | 1                              | 4               | 45                               |     |
| 2  | Borobudur             | –                              | 1               | 25                               |     |
| 3  | Ngluwar               | –                              | –               | 13                               |     |
| 4  | Salam                 | –                              | –               | 7                                |     |
| 5  | Srumbung              | –                              | –               | 23                               |     |
| 6  | Dukun                 | –                              | –               | 11                               |     |
| 7  | Muntilan              | –                              | –               | 5                                |     |
| 8  | Mungkid               | 1                              | 3               | 6                                |     |
| 9  | Sawangan              | –                              | 1               | 15                               |     |
| 10 | Candimulyo            | –                              | –               | 9                                |     |
| 11 | Mertoyudan            | –                              | –               | 20                               |     |
| 12 | Kajoran               | –                              | –               | 12                               |     |
| 13 | Tempuran              | –                              | 1               | 6                                |     |
| 14 | Kaliangkrik           | –                              | –               | 11                               |     |
| 15 | Bandongan             | –                              | –               | 26                               |     |
| 16 | Windusari             | –                              | –               | 39                               |     |
| 17 | Secang                | –                              | –               | 6                                |     |
| 18 | Tegalrejo             | –                              | –               | 1                                |     |
| 19 | Pakis                 | –                              | 1               | 8                                |     |
| 20 | Grabag                | –                              | –               | 13                               |     |
| 21 | Ngablak               | –                              | –               | 8                                |     |
|    | Kabupaten Magelang    | 2024                           | 2               | 11                               | 309 |
|    |                       | 2023                           | 5               | 14                               | 442 |

Sumber/Source: Badan Penanggulangan Bencana Daerah Kabupaten Magelang/Disaster Management Service of Magelang Regency

**Tabel 4.3.6** Jumlah Peristiwa Kebakaran, Kerugian, dan Korban di Kabupaten Magelang, 2020 – 2024  
**Number of Fire Events, Losses, and Victims in Magelang Regency, 2020 – 2024**

| Uraian<br>Description |  | 2020   | 2021   | 2022   | 2023   | 2024         |
|-----------------------|--|--------|--------|--------|--------|--------------|
| (1)                   |  | (2)    | (3)    | (4)    | (5)    | (6)          |
| I                     | Peristiwa Kebakaran/ Fire Event                    | 91     | 108    | 115    | 294    | 170          |
| II                    | Kerugian/Loss                                      |        |        |        |        |              |
| 1                     | Bangunan dan Lahan<br>Building and Land            | 91     | 108    | 115    | 294    | 170          |
|                       | a. Rumah/House                                     | 76     | 89     | 54     | 61     | 56           |
|                       | b. Lainnya/Others                                  | 15     | 19     | 61     | 233    | 114          |
| 2                     | Materi (juta rupiah)<br>Material (million rupiahs) | 37.020 | 11.357 | 38.233 | 13.257 | 1.529.101,45 |
| III                   | Korban/Victim                                      | –      | 4      | 13     | 21     | –            |
| 1                     | Meninggal Dunia/Death                              | –      | –      | 7      | 1      | –            |
| 2                     | Luka-luka/Injury                                   | –      | 4      | 6      | 20     | –            |

Sumber/Source: Satpol Pamong Praja dan Penanggulangan Kebakaran Kabupaten Magelang/The Civil Service Police Unit and The Fire Service of Magelang Regency

Tabel  
Table 4.3.7

**Jumlah Peristiwa Kebakaran Menurut Bulan dan Jenis Kejadian di Kabupaten Magelang, 2024**  
**Number of Fire Events by Month and Type of Events in Magelang Regency, 2024**

| Bulan<br>Month      | Jenis Kejadian/Type of Event                                   |   |   |  |     | Jumlah/Total |
|---------------------|--|---|---|--|-----|--------------|
|                     | Rumah/<br>Bangunan/<br>Pabrik<br>Home/<br>Building/<br>Factory | Lahan/<br>Hutan/<br>Gunung/<br>Pohon<br>Land/<br>Forest/<br>Mountain/<br>Tree | Mobil/<br>Motor/<br>Forklip<br>Car/<br>Motorcycle/<br>Forklip | Travo Listrik<br>Electric<br>Transformer |     |              |
| (1)                 | (2)  | (3)   | (4)   | (5)                                      | (6) |              |
| Januari/January     | 11   | –   | –   | –  | 11  |              |
| Februari/February   | 4  | –   | –   | –  | 4   |              |
| Maret/March         | 6  | –   | 1   | 1  | 8   |              |
| April/April         | 3  | 1   | 1   | –  | 5   |              |
| Mei/May             | 4  | 2   | 1   | 3  | 10  |              |
| Juni/June           | 12   | 1   | 4   | 1  | 18  |              |
| Juli/July           | 8  | 5   | 5   | 1  | 19  |              |
| Agustus/August      | 5  | 9   | –   | 7  | 21  |              |
| September/September | 2  | 6   | 2   | 12                                       | 22  |              |
| Oktober/October     | 12   | 11  | 1   | 5  | 29  |              |
| November/November   | 3  | –   | 5   | –  | 8   |              |
| Desember/December   | 6  | 1   | 1   | 7  | 15  |              |
| Kabupaten Magelang  | 76   | 36  | 21  | 37                                       | 170 |              |

Sumber/Source: Satpol Pamong Prajadar Penanggulangan Kebakaran Kabupaten Magelang/The Civil Service Police Unit and The Fire Service of Magelang Regency

**Tabel**  
**Table** 4.3.8

**Jumlah Evakuasi Penyelamatan Menurut Bulan dan Jenis Kejadian di Kabupaten Magelang, 2024**  
**Number of Rescue evacuation by Month and Type of Events in Magelang Regency, 2024**

| Bulan<br>Month            | Pengambilan Sarang Tawon/Wasp Nest Taking | Evakuasi Ular/ Evacuate Snakes | Laka Lantas/ Accident | Pohon Tumbang/ Fallen tree | Tanah Longsor/ Landslide | Evakuasi Mobil Terjebak Tanah Gembur/ Terpelosok dalam Selokan/Car Evacuation Trapped Loose Ground/Moved in ADitch | Evakuasi Tokek/ Gecko Evacuation | Pembersihan Material Banjir/Karena Hujan Deras/Flood Material Cleaning Due to Heavy Rain |
|---------------------------|---|--------------------------------|-----------------------|----------------------------|--------------------------|--|----------------------------------|--|
| (1)                       | (2)                                       | (3)                            | (4)                   | (5)                        | (6)                      | (7)  | (8)                              | (9)  |
| Januari/January           | 47  | 30                             | 7                     | 16                         | 7                        | 6  | 3                                | -  |
| Februari/February         | 49  | 24                             | 9                     | 5                          | 3                        | 4  | -                                | -  |
| Maret/March               | 77  | 41                             | 15                    | 5                          | 9                        | 10   | -                                | -  |
| April/April               | 91  | 22                             | 16                    | 5                          | 6                        | 7  | 1                                | -  |
| Mei/May                   | 72  | 24                             | 9                     | 2                          | -                        | -  | 3                                | -  |
| Juni/June                 | 62  | 17                             | 16                    | 1                          | -                        | 4  | -                                | -  |
| Juli/July                 | 71  | 16                             | 10                    | -                          | -                        | 3  | -                                | -  |
| Agustus/August            | 52  | 12                             | 15                    | -                          | -                        | 1  | 1                                | -  |
| September/September       | 50  | 18                             | 17                    | 5                          | -                        | -  | -                                | -  |
| Oktober/October           | 46  | 19                             | 14                    | -                          | -                        | 2  | 2                                | -  |
| November/November         | 36  | 21                             | 15                    | 13                         | 5                        | 6  | 1                                | -  |
| Desember/December         | 43  | 33                             | 10                    | 23                         | 11                       | 2  | -                                | -  |
| <b>Kabupaten Magelang</b> | <b>696</b>                                | <b>277</b>                     | <b>153</b>            | <b>75</b>                  | <b>41</b>                | <b>45</b>  | <b>11</b>                        | <b>-</b>   |

Lanjutan Tabel/*Continued Table* 4.3.8

| Bulan<br>Month      | MelepasCincin/Removingthe<br>Ring | Penangkapan Kera./ Apes<br>Catching | RujukanPasienuKeRumahSakit/<br>Patient Referral to Hospital | PenangkapanBiawak/Lizards<br>Catching | Laka Sungai/ River Accident | EvakuasiKorbanyangTerjebak<br>diLantai2/EvacuateVictims<br>Trapped on the 2nd Floor | LakaSaatKebakaran(Terkilir)/<br>Accident During Fire | Penyelamatan Korban<br>TerperangkapDiDalamLift/<br>RescueofVictimsTrappedinthe<br>Elevator |
|---------------------|-----------------------------------|-------------------------------------|---|---------------------------------------|-----------------------------|---|--|--|
| (1)                 | (10)                              | (11)                                | (12)  | (13)                                  | (14)                        | (15)  | (16)   | (17)   |
| Januari/January     | 8                                 | 1                                   | 4   | 1                                     | -                           | -   | -  | -  |
| Februari/February   | 6                                 | 1                                   | -   | -                                     | -                           | -   | -  | -  |
| Maret/March         | 7                                 | -                                   | 1   | 5                                     | -                           | -   | -  | -  |
| April/April         | 10                                | 1                                   | 2   | -                                     | -                           | -   | -  | -  |
| Mei/May             | 4                                 | 2                                   | 5   | 1                                     | 1                           | -   | -  | -  |
| Juni/June           | 6                                 | -                                   | -   | 2                                     | 1                           | -   | -  | -  |
| Juli/July           | 6                                 | -                                   | 3   | 3                                     | -                           | -   | -  | -  |
| Agustus/August      | 9                                 | -                                   | 1   | 3                                     | -                           | -   | -  | -  |
| September/September | 7                                 | 1                                   | 1   | 3                                     | -                           | -   | -  | -  |
| Oktober/October     | 6                                 | -                                   | 1   | -                                     | -                           | -   | -  | -  |
| November/November   | 7                                 | -                                   | 3   | 4                                     | -                           | -   | -  | -  |
| Desember/December   | 8                                 | -                                   | 2   | 2                                     | -                           | -   | -  | -  |
| KabupatenMagelang   | 84                                | 6                                   | 23  | 24                                    | 2                           | -   | -  | -  |

Lanjutan Tabel/*Continued Table* 4.3.8

| Bulan<br>Month      | Evakuasi Korban Jatuh Dari Ketinggian/Tangga/<br>Kuda/Pohon Kelapa/Evacuate Fallen Victims<br>from Height/Stairs/Horses/Coconut Trees | Pembersihan Tumpahan Oli/Solar Di Jalan/Oil/<br>Solar Spill Cleaning On The Way | Penyemprotan Disinfektan/ Disinfectant<br>Spraying | Korban Keracunan Makanan/Food Poisoning<br>Victim | Pembersihan Pasir yang Tercecer di Jalan Raya/<br>Cleaning the Scattered Sand on the Highway | Pertolongan Korban Pingsan/Tersengat Listrik/<br>Ketinggian/Help for Victims of Fainting/Electric<br>Shock at a High Altitude | Laka Sumur/ Accident of The Well | Evakuasi Sapi Masuk Dalam Sumur/Evacuation<br>of Cows Dive in the Well |
|---------------------|---|---|--|---|--|---|----------------------------------|--|
| (1)                 | (18)  | (19)  | (20)   | (21)  | (22)   | (23)  | (24)                             | (25)   |
| Januari/January     | 1   | 2   | -  | -   | 1  | -   | -                                | -  |
| Februari/February   | -   | -   | -  | -   | 1  | -   | -                                | -  |
| Maret/March         | 1   | 5   | -  | -   | 1  | -   | -                                | -  |
| April/April         | -   | 1   | -  | -   | -  | 1   | -                                | -  |
| Mei/May             | 1   | 3   | 4  | -   | 8  | 1   | 2                                | -  |
| Juni/June           | 1   | 2   | 4  | -   | 1  | -   | -                                | -  |
| Juli/July           | 1   | 5   | 1  | -   | 1  | -   | 2                                | -  |
| Agustus/August      | 3   | 5   | 30   | -   | 1  | -   | -                                | -  |
| September/September | 1   | 3   | 2  | -   | 5  | -   | -                                | -  |
| Oktober/October     | 1   | 7   | 1  | -   | 1  | -   | -                                | -  |
| November/November   | 1   | 2   | 2  | -   | 2  | 1   | 1                                | -  |
| Desember/December   | 3   | 1   | -  | -   | 6  | -   | 2                                | -  |
| Kabupaten Magelang  | 14  | 36  | 44   | -   | 28   | 3   | 7                                | -  |

Lanjutan Tabel/Continued Table 4.3.8

| Bulan<br>Month      | Evakuasi Kambing Masuk Dalam Sumur/Evacuate Goats Dive in the Well | Pencarian Orang Hilang/Missing Person Search | Evakuasi Jenazah/Evacuate the Body | Pembersihan Gorong-Gorong/Cleaning the Culvert | Sosialisasi dan kunjungan sekolah/school socialization and visitation | Evakuasi Ayam Masuk Sumur/Evacuate Chicken Dive in the Well | PAW/PEL/UPACARA/Briefing or Ceremony | Evakuasi Kucing Masuk Sumur/Evacuate Cats Dive in the Well |
|---------------------|--|--|------------------------------------|--|---|---|--------------------------------------|--|
| (1)                 | (26)   | (27)   | (28)                               | (29)   | (30)  | (31)  | (32)                                 | (33)   |
| Januari/January     | 1  | -  | -                                  | 2  | 22  | -   | 25                                   | -  |
| Februari/February   | -  | -  | -                                  | -  | 18  | -   | 20                                   | 2  |
| Maret/March         | -  | -  | -                                  | 1  | 10  | -   | -                                    | 2  |
| April/April         | -  | -  | -                                  | 2  | 5   | -   | 23                                   | 1  |
| Mei/May             | 1  | -  | -                                  | 1  | 20  | -   | 20                                   | 1  |
| Juni/June           | -  | -  | -                                  | 1  | 18  | -   | 9                                    | 7  |
| Juli/July           | -  | -  | -                                  | -  | 17  | 2   | 23                                   | 2  |
| Agustus/August      | 1  | -  | -                                  | 1  | 15  | 2   | 20                                   | 7  |
| September/September | 1  | -  | 1                                  | -  | 15  | -   | 3                                    | 2  |
| Oktober/October     | -  | -  | -                                  | -  | 12  | 1   | 4                                    | 5  |
| November/November   | -  | -  | -                                  | 1  | 23  | 2   | 20                                   | 3  |
| Desember/December   | -  | -  | -                                  | 2  | 14  | -   | 29                                   | 2  |
| Kabupaten Magelang  | 4  | -  | 1                                  | 11   | 189   | 7   | 196                                  | 34   |

Lanjutan Tabel/*Continued Table* 4.3.8

| Bulan<br>Month      | Evakuasi Sepeda Motor/Masuk<br>Dalam Sumur/ Motorcycle<br>Evacuation Entered the Well | Evakuasi Korban Masuk Dalam<br>Pembuangan Kamar Mandi/<br>Evacuation of Victims Entered in<br>Bathroom Disposal | Dropping Air Bersih/Dropping<br>Clean Water | Evakuasi Para Pengungsi di<br>Kawasan KRB/Evacuation of<br>Refugees in the KRB Area | Jumlah Kejadian/Total of Events |
|---------------------|---|---|---|---|---------------------------------|
| (1)                 | (34)  | (35)  | (36)  | (37)  | (38)                            |
| Januari/January     | -   | 1   | 1   | -   | 186                             |
| Februari/February   | -   | -   | -   | -   | 142                             |
| Maret/March         | -   | -   | -   | -   | 190                             |
| April/April         | -   | -   | -   | -   | 194                             |
| Mei/May             | 1   | -   | -   | -   | 186                             |
| Juni/June           | -   | -   | -   | -   | 152                             |
| Juli/July           | -   | -   | -   | -   | 166                             |
| Agustus/August      | -   | -   | -   | -   | 179                             |
| September/September | -   | 1   | -   | -   | 136                             |
| Oktober/October     | -   | -   | -   | -   | 122                             |
| November/November   | -   | -   | -   | -   | 169                             |
| Desember/December   | -   | -   | -   | -   | 193                             |
| Kabupaten Magelang  | 1   | 2   | 1   | -   | 2.015                           |

Sumber/Source: Satpol Pamong Prajadar Penanggulangan Kebakaran Kabupaten Magelang/The Civil Service Police Unit and The Fire Service of Magelang Regency

Tabel  
Table 4.3.9

**Jumlah Tindak Pidana Menurut Kepolisian Sektor di  
Kabupaten Magelang, 2020–2024**  
*Number of Reported Criminal Cases by District Police Office  
in Magelang Regency, 2020–2024*

| Kepolisian Sektor<br>District Police Office | 2020 | 2021 | 2022 | 2023 | 2024 |
|---|------|------|------|------|------|
| (1)   | (2)  | (3)  | (4)  | (5)  | (6)  |
| 1 Salaman                                   | 14   | 22   | 18   | 16   | 17   |
| 2 Borobudur                                 | 17   | 28   | 26   | 26   | 15   |
| 3 Ngluwar                                   | 5    | 6    | 11   | 4    | 5    |
| 4 Sa la m                                   | 8    | 4    | 14   | 20   | 15   |
| 5 Srumbung                                  | 9    | 6    | 13   | 15   | 7    |
| 6 D u k u n                                 | 9    | 7    | 11   | 9    | 8    |
| 7 Muntilan                                  | 21   | 30   | 32   | 43   | 41   |
| 8 Mungkid                                   | 31   | 28   | 26   | 27   | 31   |
| 9 Sawangan                                  | 6    | 8    | 5    | 8    | 12   |
| 10 Candimulyo                               | 4    | 4    | 11   | 15   | 12   |
| 11 Mertoyudan                               | 36   | 61   | 75   | 51   | 80   |
| 12 Tempuran                                 | 9    | 21   | 13   | 23   | 20   |
| 13 Kajoran                                  | 5    | 4    | 3    | 9    | 4    |
| 14 Kaliangkrik                              | 4    | 10   | 14   | 8    | 6    |
| 15 Bandongan <sup>1</sup>                   | ...  | ...  | ...  | ...  | ...  |
| 16 Windusari                                | 9    | 9    | 9    | 4    | 5    |
| 17 Secang                                   | 15   | 23   | 24   | 18   | 32   |
| 18 Tegalrejo                                | 12   | 11   | 12   | 20   | 21   |
| 19 Pakis                                    | 3    | 4    | 2    | 5    | 5    |
| 20 Grabag                                   | 8    | 13   | 10   | 11   | 13   |
| 21 Ngablak                                  | 3    | 7    | 8    | 6    | 12   |
| Kabupaten Magelang                          | 228  | 306  | 337  | 338  | 361  |

Catatan/Note: <sup>1</sup>PolsekBandonganmasukdalamPolresMagelangKota/BandonganDistrictPoliceOfficeincludeinMagelang Municipality police Office

Sumber/Source: Polres Magelang/ Magelang Regency Police Office

Tabel  
Table 4.3.10

**Jumlah Penyelesaian Tindak Pidana Menurut Kepolisian Sektor di Kabupaten Magelang, 2020–2024**  
**Number of Crime Clearance Rate by District Police Office in Magelang Regency, 2020–2024**

| Kepolisian Sektor<br>District Police Office | 2020 | 2021 | 2022 | 2023 | 2024 |
|---|------|------|------|------|------|
| (1)   | (2)  | (3)  | (4)  | (5)  | (6)  |
| 1 Salaman                                   | –    | 12   | 5    | 3    | –    |
| 2 Borobudur                                 | –    | –    | 9    | 11   | 2    |
| 3 Ngluwar                                   | 1    | 1    | 1    | –    | –    |
| 4 Sa l a m                                  | –    | –    | 5    | 6    | 4    |
| 5 Srumbung                                  | 3    | –    | 2    | 4    | 2    |
| 6 D u k u n                                 | 4    | 4    | –    | 3    | 1    |
| 7 Muntilan                                  | 9    | 10   | 13   | 19   | 15   |
| 8 Mungkid                                   | –    | 2    | 6    | 13   | 3    |
| 9 Sawangan                                  | 2    | 3    | 2    | 1    | 1    |
| 10 Candimulyo                               | –    | 1    | 1    | 5    | 7    |
| 11 Mertoyudan                               | 7    | 8    | 17   | 21   | 18   |
| 12 Tempuran                                 | 1    | –    | –    | 7    | 2    |
| 13 Kajoran                                  | –    | 3    | 2    | 1    | 4    |
| 14 Kalingkrik                               | –    | 1    | 3    | –    | –    |
| 15 Bandongan <sup>1</sup>                   | ...  | ...  | ...  | ...  | ...  |
| 16 Windusari                                | 2    | –    | 1    | –    | –    |
| 17 Secang                                   | 2    | 5    | 5    | 8    | 5    |
| 18 Tegalrejo                                | 3    | 2    | 4    | 10   | 10   |
| 19 Pakis                                    | –    | 1    | 1    | –    | –    |
| 20 Grabag                                   | 5    | 8    | 9    | 7    | 6    |
| 21 Ngablak                                  | 4    | 2    | –    | 2    | 1    |
| 22 Sat Reskrim                              | 39   | 32   | 71   | 86   | 80   |
| 23 Sat Narkoba                              | 32   | 36   | 27   | 45   | 37   |
| Kabupaten Magelang                          | 114  | 130  | 184  | 252  | 198  |

Catatan/Note: <sup>1</sup>Polsek Bandongan masuk dalam Polres Magelang Kota/ Bandongan District Police Office include in Magelang Municipality police Office.

<sup>2</sup>DatamaksudahsesuaiSubbagdalopsPolresMagelang/ThedataenteredisinaccordancewiththeMagelangPoliceSubbagdalops

Sumber/Source: Polres Magelang/ Magelang Regency Police Office

**Tabel**  
**Table 4.3.11**

**Jumlah Kecelakaan Lalu Lintas, Korban, dan Kerugian Material yang Tercatat pada Polres Magelang Menurut Bulan, 2024**  
**Number of Traffic Accidents, Victims, and Material Losses are Recorded in Magelang Regency Police Office by Month, 2024**

| Bulan<br>Month            | Kecelakaan<br>Accident | Korban/Victim                 |                                  |                                  |                 | Jumlah<br>Kerugi-<br>an (ribu<br>rupiah)<br>Loss(thousand<br>rupiahs) |
|---------------------------|------------------------|-------------------------------|----------------------------------|----------------------------------|-----------------|---|
|                           |                        | Mening-<br>gal Dunia<br>Death | Luka<br>Berat<br>Heavy<br>Injury | Luka<br>Ringan<br>Easy<br>Injury | Jumlah<br>Total |   |
| (1)                       | (2)                    | (3)                           | (4)                              | (5)                              | (6)             | (7)   |
| Januari/January           | 92                     | 16                            | –                                | 105                              | 121             | 70.820  |
| Februari/February         | 66                     | 8                             | –                                | 88                               | 96              | 43.700  |
| Maret/March               | 58                     | 3                             | –                                | 66                               | 69              | 21.600  |
| April/April               | 90                     | 14                            | –                                | 99                               | 113             | 47.700  |
| Mei/May                   | 94                     | 14                            | –                                | 107                              | 121             | 49.600  |
| Juni/June                 | 75                     | 11                            | –                                | 80                               | 91              | 41.500  |
| Juli/July                 | 55                     | 3                             | –                                | 67                               | 70              | 26.700  |
| Agustus/August            | 115                    | 9                             | –                                | 128                              | 137             | 69.200  |
| September/September       | 95                     | 17                            | –                                | 110                              | 127             | 69.800  |
| Oktober/October           | 78                     | 11                            | –                                | 88                               | 99              | 41.900  |
| November/November         | 100                    | 10                            | –                                | 118                              | 128             | 56.700  |
| Desember/December         | 59                     | 11                            | –                                | 63                               | 74              | 32.700  |
| 2024                      | 977                    | 148                           | –                                | 1.109                            | 1.257           | 572.100   |
| 2023                      | 1.016                  | 154                           | –                                | 1.197                            | 1.351           | 712.700   |
| KabupatenMagelang<br>2022 | 1.090                  | 114                           | –                                | 1.258                            | 1.372           | 412.200   |
| 2021                      | 827                    | 159                           | 2                                | 909                              | 1.070           | 319.920   |
| 2020                      | 781                    | 138                           | 2                                | 936                              | 1.076           | 252.950   |

Sumber/Source: Polres Magelang/ Magelang Regency Police Office

**Tabel**  
**Table** 4.3.12

**Jumlah Pelanggaran Lalu Lintas, Teguran, dan Denda yang Tercatat pada Polres Magelang Menurut Bulan, 2024**  
**Number of Traffic Violations, Warrants, and Penalties are Recorded in Magelang Regency Police Office by Month, 2024**

| Bulan<br>Month      | PelanggaranLalu<br>Lintas<br>Traffic Violation | Teguran<br>Warrant | Denda<br>Penalty<br>(rupiah) |               |
|---------------------|--|--------------------|------------------------------|---------------|
| (1)                 | (2)  | (3)                | (4)                          |               |
| Januari/January     | 453  | 854                | 26.670.000                   |               |
| Februari/February   | 433  | 217                | 25.490.000                   |               |
| Maret/March         | 872  | 685                | 51.330.000                   |               |
| April/April         | 747  | 419                | 47.833.000                   |               |
| Mei/May             | 1.609  | 815                | 103.029.000                  |               |
| Juni/June           | 1.596  | 2.468              | 102.196.000                  |               |
| Juli/July           | 403  | 2.564              | 21.807.000                   |               |
| Agustus/August      | 584  | 1.957              | 33.590.000                   |               |
| September/September | 875  | 1.427              | 43.285.000                   |               |
| Oktober/October     | 647  | 2.106              | 32.060.000                   |               |
| November/November   | 542  | 895                | 26.857.000                   |               |
| Desember/December   | 123  | 256                | 9.137.000                    |               |
| Kabupaten Magelang  | 2024   | 8.884              | 13.067                       | 524.284.000   |
|                     | 2023   | 4.739              | 4.478                        | 436.856.000   |
|                     | 2022   | 7.976              | 4.310                        | 486.443.000   |
|                     | 2021   | 9.410              | 4.261                        | 306.309.000   |
|                     | 2020   | 17.495             | 9.608                        | 1.028.746.000 |

Sumber/Source: Polres Magelang/ Magelang Regency Police Office

Tabel  
Table 4.3.13

**Jumlah Perkara Tindak Pidana yang Diselesaikan di  
Kejaksaan Negeri Kabupaten Magelang Menurut Bulan,  
2024**

***Number of Completed Criminal Cases at State Justice Court  
of Magelang Regency by Month, 2024***

| Bulan<br>Month      | Perkara Tindak Pidana Khusus/Special Criminal Case     |  |  |   |                    |   |
|---------------------|--|--|--|---|--------------------|---|
|                     | PerkaraMasuk<br>Bulan Ini<br>CaseEntered<br>This Month | Dibedakan<br>dariTahanan<br>Distingu-<br>ished from<br>Prisoners | Dilimpah-<br>kan ke<br>Pengadilan<br>Negeri<br>Delegated<br>toThe State<br>Court | Dikirim ke<br>Kejaksaan<br>Lain<br>Sent to<br>Another<br>JusticeCourt | Diputus<br>Decided |   |
| (1)                 | (2)  | (3)  | (4)  | (5)   | (6)                |   |
| Januari/January     | 3  | -  | 3  | -   | -                  |   |
| Februari/February   | -  | -  | -  | -   | 1                  |   |
| Maret/March         | -  | -  | -  | -   | -                  |   |
| April/April         | 1  | -  | 1  | -   | 3                  |   |
| Mei/May             | -  | -  | -  | -   | -                  |   |
| Juni/June           | -  | -  | -  | -   | -                  |   |
| Juli/July           | 2  | -  | 2  | -   | -                  |   |
| Agustus/August      | 2  | -  | 2  | -   | -                  |   |
| September/September | 1  | -  | 1  | -   | 1                  |   |
| Oktober/October     | -  | -  | -  | -   | 1                  |   |
| November/November   | -  | -  | -  | -   | 1                  |   |
| Desember/December   | -  | -  | -  | -   | -                  |   |
| KabupatenMagelang   | 2024   | 9  | -  | 9   | -                  | 7 |
|                     | 2023   | 2  | -  | 2   | -                  | 1 |
|                     | 2022   | 5  | -  | 3   | -                  | 3 |

Lanjutan Tabel/*Continued Table* 4.3.13

| Bulan<br>Month      | Perkara Tindak Pidana Umum/General Criminal Case          |  |   |   |                    |     |
|---------------------|---|--|---|---|--------------------|-----|
|                     | Perkara<br>MasukBulan<br>Ini<br>CaseEntered<br>This Month | Dibedakan<br>dariTahanan<br>Distingu-<br>ished from<br>Prisoners | Dilimpah-<br>kan ke<br>Pengadilan<br>Negeri<br>Delegated<br>to The State<br>Court | Dikirim ke<br>Kejaksaan<br>Lain<br>Sent to<br>Another<br>JusticeCourt | Diputus<br>Decided |     |
| (1)                 | (7)   | (8)  | (9)   | (10)  | (11)               |     |
| Januari/January     | 30  | -  | 30  | -   | 30                 |     |
| Februari/February   | 21  | -  | 21  | -   | 21                 |     |
| Maret/March         | 46  | -  | 46  | -   | 46                 |     |
| April/April         | 20  | -  | 20  | -   | 20                 |     |
| Mei/May             | 35  | -  | 35  | -   | 35                 |     |
| Juni/June           | 45  | -  | 45  | -   | 45                 |     |
| Juli/July           | 32  | -  | 32  | -   | 32                 |     |
| Agustus/August      | 28  | -  | 28  | -   | 28                 |     |
| September/September | 22  | -  | 22  | -   | 22                 |     |
| Oktober/October     | 43  | -  | 43  | -   | 43                 |     |
| November/November   | 30  | -  | 30  | -   | 30                 |     |
| Desember/December   | 34  | -  | 34  | -   | 34                 |     |
| Kabupaten Magelang  | 2024  | 386  | -   | 386   | -                  | 386 |
|                     | 2023  | 347  | -   | 347   | -                  | 347 |
|                     | 2022  | 253  | -   | 253   | -                  | 253 |

Sumber/Source: Kejaksaan Negeri Kabupaten Magelang/ State Justice Court of Magelang Regency

Tabel  
Table 4.3.14

**Jumlah Tahanan di Kejaksaan Negeri Kabupaten Magelang Menurut Bulan dan Jenis Perkara Tindak Pidana, 2024**  
**Number of Prisoners in State Justice Court of Magelang Regency by Month and Type of Criminal Case, 2024**

| Bulan<br>Month      | Perkara Tindak Pidana Khusus/Special Criminal Case                |  |   |   |                    |   |
|---------------------|---|--|---|---|--------------------|---|
|                     | Tahanan<br>MasukBulan<br>Ini<br>Prisoners<br>EnteredThis<br>Month | Dibedakan<br>dariTahanan<br>Distingu-<br>ished from<br>Prisoners | Dilimpah-<br>kan ke<br>Pengadilan<br>Negeri<br>Delegated<br>to The State<br>Court | Dikirim ke<br>Kejaksaan<br>Lain<br>SenttoAnother<br>Justice Court | Diputus<br>Decided |   |
| (1)                 | (2)   | (3)  | (4)   | (5)   | (6)                |   |
| Januari/January     | -   | -  | -   | -   | -                  |   |
| Februari/February   | 3   | 3  | 3   | -   | 1                  |   |
| Maret/March         | -   | -  | -   | -   | 1                  |   |
| April/April         | -   | -  | -   | -   | -                  |   |
| Mei/May             | 1   | 1  | 1   | -   | -                  |   |
| Juni/June           | -   | -  | -   | -   | 3                  |   |
| Juli/July           | -   | -  | -   | -   | -                  |   |
| Agustus/August      | 2   | 2  | 2   | -   | -                  |   |
| September/September | 2   | 2  | 2   | -   | -                  |   |
| Oktober/October     | 1   | 1  | 1   | -   | 1                  |   |
| November/November   | -   | -  | -   | -   | 1                  |   |
| Desember/December   | -   | -  | -   | -   | 1                  |   |
| KabupatenMagelang   | 2024  | 9  | 9   | 9   | -                  | 8 |
|                     | 2023  | 2  | -   | 2   | -                  | 1 |
|                     | 2022  | 3  | -   | 3   | -                  | 3 |

Lanjutan Tabel/*Continued Table* 4.3.14

| Perkara Tindak Pidana Umum/General Criminal Case |   |   |  |   |                      |
|--|---|---|--|---|----------------------|
| Bulan<br>Month                                   | TahananMasuk<br>Bulan Ini<br>Prisoners<br>Entered This<br>Month | Dibedakan dari<br>Tahanan<br>Distingu-<br>ished from<br>Prisoners | Dilimpah-<br>kan ke<br>Pengadilan<br>Negeri<br>Delegated to<br>TheStateCourt | Dikirim ke<br>KejaksaanLain<br>SenttoAnother<br>Justice Court | Diputusan<br>Decided |
| (1)  | (7)   | (8)   | (9)  | (10)  | (11)                 |
| Januari/January                                  | 29  | -   | 29   | -   | 29                   |
| Februari/February                                | 20  | -   | 20   | -   | 20                   |
| Maret/March                                      | 46  | -   | 46   | -   | 46                   |
| April/April                                      | 19  | -   | 19   | -   | 19                   |
| Mei/May  | 35  | -   | 35   | -   | 35                   |
| Juni/June  | 45  | -   | 45   | -   | 45                   |
| Juli/July  | 31  | -   | 31   | -   | 31                   |
| Agustus/August                                   | 27  | -   | 27   | -   | 27                   |
| September/September                              | 21  | -   | 21   | -   | 21                   |
| Oktober/October                                  | 42  | -   | 42   | -   | 42                   |
| November/November                                | 28  | -   | 28   | -   | 28                   |
| Desember/December                                | 33  | -   | 33   | -   | 33                   |
| Tahun 2024                                       | 376   | -   | 376  | -   | 376                  |
| Tahun 2023                                       | 372   | -   | 372  | -   | 372                  |
| Tahun 2022                                       | 309   | -   | 309  | -   | 309                  |

Sumber/Source: Kejaksaan Negeri Kabupaten Magelang/ State Justice Court of Magelang Regency

Tabel  
Table 4.3.15

**Jumlah Perkara Pidana Biasa/Pidana Khusus yang  
Diputuskan Pengadilan Negeri Mungkid Menurut Bulan,  
2024**  
*Number of Ordinary Cases Decided by State Court of  
Mungkid by Month, 2024*

| Bulan<br>Month      | Sisa Bulan Lalu<br>The Rest of Last<br>Month |                   | Masuk Bulan Ini/<br>Entered This Month |                   | Putus Bulan Ini<br>Decided This Month |                   | Menerima<br>Accept |                   |
|---------------------|--|-------------------|--|-------------------|---------------------------------------|-------------------|--------------------|-------------------|
|                     | Biasa<br>Ordinary                            | Khusus<br>Special | Biasa<br>Ordinary                      | Khusus<br>Special | Biasa<br>Ordinary                     | Khusus<br>Special | Biasa<br>Ordinary  | Khusus<br>Special |
| (1)                 | (2)  | (3)               | (4)                                    | (5)               | (6)                                   | (7)               | (8)                | (9)               |
| Januari/January     | 40   | 1                 | 25                                     | 3                 | 32                                    | –                 | 31                 | –                 |
| Februari/February   | 33   | 2                 | 7                                      | 3                 | 23                                    | 3                 | 23                 | 3                 |
| Maret/March         | 17   | 3                 | 30                                     | 7                 | 22                                    | 8                 | 20                 | 7                 |
| April/April         | 25   | 3                 | 18                                     | –                 | 15                                    | 2                 | 13                 | –                 |
| Mei/May             | 28   | 1                 | 24                                     | 1                 | 19                                    | 1                 | 17                 | –                 |
| Juni/June           | 33   | 1                 | 38                                     | 3                 | 24                                    | 1                 | 24                 | 1                 |
| Juli/July           | 47   | 3                 | 29                                     | 7                 | 44                                    | 6                 | 40                 | –                 |
| Agustus/August      | 32   | 4                 | 28                                     | 4                 | 24                                    | 5                 | 23                 | 5                 |
| September/September | 36   | 3                 | 17                                     | 4                 | 31                                    | 5                 | 29                 | 5                 |
| Oktober/October     | 22   | 2                 | 22                                     | 5                 | 23                                    | 3                 | 20                 | 3                 |
| November/November   | 21   | 4                 | 23                                     | 5                 | 19                                    | 7                 | 14                 | 7                 |
| Desember/December   | 25   | 1                 | 33                                     | 1                 | 28                                    | 2                 | 24                 | 2                 |
| Kabupaten Magelang  | 359  | 28                | 294                                    | 43                | 304                                   | 43                | 278                | 33                |

Lanjutan Tabel/*Continued Table* 4.3.15

| Bulan<br>Month            | TerdakwaBanding<br>DefendantAppeal |                   | Kasasi<br>Cassation |                   | Peninjauan<br>Kembali<br>Judicial Review |                   | Terdakwa Minta<br>Grasi<br>Defendant Asks<br>Clemency |                   |
|---------------------------|------------------------------------|-------------------|---------------------|-------------------|--|-------------------|---|-------------------|
|                           | Biasa<br>Ordinary                  | Khusus<br>Special | Biasa<br>Ordinary   | Khusus<br>Special | Biasa<br>Ordinary                        | Khusus<br>Special | Biasa<br>Ordinary                                     | Khusus<br>Special |
| (1)                       | (10)                               | (11)              | (12)                | (13)              | (14)                                     | (15)              | (16)  | (17)              |
| Januari/January           | 1                                  | -                 | 1                   | -                 | -  | -                 | -   | -                 |
| Februari/February         | -                                  | -                 | 1                   | -                 | -  | -                 | -   | -                 |
| Maret/March               | 2                                  | 1                 | -                   | -                 | -  | -                 | -   | -                 |
| April/April               | 2                                  | -                 | 1                   | 1                 | -  | -                 | -   | -                 |
| Mei/May                   | 2                                  | 1                 | -                   | -                 | -  | -                 | -   | -                 |
| Juni/June                 | -                                  | 1                 | 1                   | -                 | 1  | -                 | -   | -                 |
| Juli/July                 | 4                                  | -                 | 3                   | -                 | -  | -                 | -   | -                 |
| Agustus/August            | 1                                  | -                 | -                   | -                 | -  | 1                 | -   | -                 |
| September/September       | 2                                  | -                 | 2                   | -                 | 1  | -                 | -   | -                 |
| Oktober/October           | 3                                  | -                 | 1                   | -                 | -  | -                 | -   | -                 |
| November/November         | 4                                  | -                 | 2                   | -                 | 1  | -                 | -   | -                 |
| Desember/December         | 4                                  | -                 | 3                   | -                 | -  | -                 | -   | -                 |
| <b>Kabupaten Magelang</b> | <b>25</b>                          | <b>3</b>          | <b>15</b>           | <b>1</b>          | <b>3</b>                                 | <b>1</b>          | <b>-</b>  | <b>-</b>          |

Sumber/Source: Pengadilan Negeri Mungkid/ State Court of Mungkid

Tabel  
Table 4.3.16

**Jumlah Perkara Pidana Singkat/Pra Peradilan yang  
Diputuskan Pengadilan Negeri Mungkid Menurut Bulan,  
2024**  
*Number of Short Criminal Cases/Pre-Judicial Decided by  
State Court of Mungkid by Month, 2024*

| Bulan<br>Month      | Sisa Bulan Lalu<br>The Rest of Last<br>Month |                   | Masuk Bulan Ini/<br>EnteredThisMonth |                   | Putus Bulan Ini<br>DecidedThisMonth |                   | Menerima<br>Accept |                   |
|---------------------|--|-------------------|--------------------------------------|-------------------|-------------------------------------|-------------------|--------------------|-------------------|
|                     | Biasa<br>Ordinary                            | Khusus<br>Special | Biasa<br>Ordinary                    | Khusus<br>Special | Biasa<br>Ordinary                   | Khusus<br>Special | Biasa<br>Ordinary  | Khusus<br>Special |
| (1)                 | (2)  | (3)               | (4)                                  | (5)               | (6)                                 | (7)               | (8)                | (9)               |
| Januari/January     | -  | -                 | -                                    | -                 | -                                   | -                 | -                  | -                 |
| Februari/February   | -  | -                 | -                                    | -                 | -                                   | -                 | -                  | -                 |
| Maret/March         | -  | -                 | -                                    | -                 | -                                   | -                 | -                  | -                 |
| April/April         | -  | -                 | -                                    | -                 | -                                   | -                 | -                  | -                 |
| Mei/May             | -  | -                 | -                                    | -                 | -                                   | -                 | -                  | -                 |
| Juni/June           | -  | -                 | 1                                    | -                 | 1                                   | -                 | -                  | -                 |
| Juli/July           | -  | -                 | 1                                    | -                 | -                                   | -                 | -                  | -                 |
| Agustus/August      | 1  | -                 | -                                    | -                 | 1                                   | -                 | -                  | -                 |
| September/September | -  | -                 | 1                                    | -                 | -                                   | -                 | -                  | -                 |
| Oktober/October     | 1  | -                 | 1                                    | -                 | 1                                   | -                 | -                  | -                 |
| November/November   | 1  | -                 | -                                    | -                 | 1                                   | -                 | -                  | -                 |
| Desember/December   | -  | -                 | -                                    | -                 | -                                   | -                 | -                  | -                 |
| Kabupaten Magelang  | 3  | -                 | 4                                    | -                 | 4                                   | -                 | -                  | -                 |

Lanjutan Tabel/*Continued Table* 4.3.16

| Bulan<br>Month      | TerdakwaBanding<br>DefendantAppeal |                   | Kasasi<br>Cassation |                   | Peninjauan<br>Kembali<br>Judicial Review |                   | Terdakwa Minta<br>Grasi<br>Defendant Asks<br>Clemency |                   |
|---------------------|------------------------------------|-------------------|---------------------|-------------------|--|-------------------|---|-------------------|
|                     | Biasa<br>Ordinary                  | Khusus<br>Special | Biasa<br>Ordinary   | Khusus<br>Special | Biasa<br>Ordinary                        | Khusus<br>Special | Biasa<br>Ordinary                                     | Khusus<br>Special |
| (1)                 | (10)                               | (11)              | (12)                | (13)              | (14)                                     | (15)              | (16)  | (17)              |
| Januari/January     | -                                  | -                 | -                   | -                 | -  | -                 | -   | -                 |
| Februari/February   | -                                  | -                 | -                   | -                 | -  | -                 | -   | -                 |
| Maret/March         | -                                  | -                 | -                   | -                 | -  | -                 | -   | -                 |
| April/April         | -                                  | -                 | -                   | -                 | -  | -                 | -   | -                 |
| Mei/May             | -                                  | -                 | -                   | -                 | -  | -                 | -   | -                 |
| Juni/June           | -                                  | -                 | -                   | -                 | -  | -                 | -   | -                 |
| Juli/July           | -                                  | -                 | -                   | -                 | -  | -                 | -   | -                 |
| Agustus/August      | -                                  | -                 | -                   | -                 | -  | -                 | -   | -                 |
| September/September | -                                  | -                 | -                   | -                 | -  | -                 | -   | -                 |
| Oktober/October     | -                                  | -                 | -                   | -                 | -  | -                 | -   | -                 |
| November/November   | -                                  | -                 | -                   | -                 | -  | -                 | -   | -                 |
| Desember/December   | -                                  | -                 | -                   | -                 | -  | -                 | -   | -                 |
| Kabupaten Magelang  | -                                  | -                 | -                   | -                 | -  | -                 | -   | -                 |

Sumber/Source: Pengadilan Negeri Mungkid/ State Court of Mungkid

Tabel  
Table 4.3.17

**Jumlah Perkara Pidana Cepat dan Ringan/Lalin yang  
Diputuskan Pengadilan Negeri Mungkid Menurut Bulan,  
204**  
*Number of Fast and Light/Traffic Criminal Cases Decided by  
State Court of Mungkid by Month, 2024*

| Bulan<br>Month      | Sisa Bulan<br>Lalu/The Rest of<br>Last Month |     | Masuk Bulan<br>Ini/Entered This<br>Month |       | Putus Bulan Ini<br>Decided This<br>Month |       | Banding<br>Appeal |     | Kasasi<br>Cassation |      |
|---------------------|--|-----|--|-------|--|-------|-------------------|-----|---------------------|------|
|                     | C  | R   | C  | R     | C  | R     | C                 | R   | C                   | R    |
| (1)                 | (2)  | (3) | (4)                                      | (5)   | (6)                                      | (7)   | (8)               | (9) | (10)                | (11) |
| Januari/January     | -  | -   | -  | 450   | -  | 450   | -                 | -   | -                   | -    |
| Februari/February   | -  | -   | 27                                       | 463   | 27                                       | 463   | -                 | -   | -                   | -    |
| Maret/March         | -  | -   | 41                                       | 1.022 | 41                                       | 1.022 | -                 | -   | -                   | -    |
| April/April         | -  | -   | 10                                       | 752   | 10                                       | 752   | -                 | -   | -                   | -    |
| Mei/May             | -  | -   | 13                                       | 1.771 | 13                                       | 1.771 | -                 | -   | -                   | -    |
| Juni/June           | -  | -   | 12                                       | 1.891 | 12                                       | 1.891 | -                 | -   | -                   | -    |
| Juli/July           | -  | -   | 21                                       | 417   | 21                                       | 417   | -                 | -   | -                   | -    |
| Agustus/August      | -  | -   | 15                                       | 603   | 15                                       | 603   | -                 | -   | -                   | -    |
| September/September | -  | -   | 6  | 804   | 6  | 804   | -                 | -   | -                   | -    |
| Oktober/October     | -  | -   | 11                                       | 468   | 11                                       | 468   | -                 | -   | -                   | -    |
| November/November   | -  | -   | 6  | 450   | 6  | 450   | -                 | -   | -                   | -    |
| Desember/December   | -  | -   | 1  | 122   | 1  | 122   | -                 | -   | -                   | -    |
| Kabupaten Magelang  | -  | -   | 163                                      | 9.213 | 163                                      | 9.213 | -                 | -   | -                   | -    |

Catatan/Note:

C : Cepat/Fast

R : Ringan/Lalin/Light/Traffic

Sumber/Source: Pengadilan Negeri Mungkid/ State Court of Mungkid

Tabel  
Table 4.3.18

**Jumlah Putusan Perkara Pidana yang Diputuskan  
Pengadilan Negeri Mungkid Menurut Bulan, 2024**  
*Number of Decisions of Criminal Cases Decided by State  
Court of Mungkid by Month, 2024*

| Bulan<br>Month<br><br>(1) | Pidana Mati<br>Capital Punishment |                         |                      | Pidana Seumur Hidup<br>Life Sentece |                         |                      |
|---------------------------|-----------------------------------|-------------------------|----------------------|-------------------------------------|-------------------------|----------------------|
|                           | Pria<br>Male<br>(2)               | Wanita<br>Female<br>(3) | Anak<br>Child<br>(4) | Pria<br>Male<br>(5)                 | Wanita<br>Female<br>(6) | Anak<br>Child<br>(7) |
| Januari/January           | -                                 | -                       | -                    | 1                                   | -                       | -                    |
| Februari/February         | -                                 | -                       | -                    | -                                   | -                       | -                    |
| Maret/March               | -                                 | -                       | -                    | -                                   | -                       | -                    |
| April/April               | -                                 | -                       | -                    | -                                   | -                       | -                    |
| Mei/May                   | -                                 | -                       | -                    | -                                   | -                       | -                    |
| Juni/June                 | -                                 | -                       | -                    | -                                   | -                       | -                    |
| Juli/July                 | -                                 | -                       | -                    | -                                   | -                       | -                    |
| Agustus/August            | -                                 | -                       | -                    | -                                   | -                       | -                    |
| September/September       | -                                 | -                       | -                    | 1                                   | -                       | -                    |
| Oktober/October           | -                                 | -                       | -                    | 1                                   | -                       | -                    |
| November/November         | -                                 | -                       | -                    | -                                   | -                       | -                    |
| Desember/December         | -                                 | -                       | -                    | -                                   | -                       | -                    |
| Kabupaten Magelang        | -                                 | -                       | -                    | 3                                   | -                       | -                    |

Lanjutan Tabel/*Continued Table* 4.3.18

| Bulan<br>Month      | Pidana Penjara<br>Imprisonment |                  |               | Pidana Bersyarat/Percobaan<br>Conditional Punishment/Trial |                  |               |
|---------------------|--------------------------------|------------------|---------------|--|------------------|---------------|
|                     | Pria<br>Male                   | Wanita<br>Female | Anak<br>Child | Pria<br>Male   | Wanita<br>Female | Anak<br>Child |
| (1)                 | (8)                            | (9)              | (10)          | (11)   | (12)             | (13)          |
| Januari/January     | 35                             | 1                | –             | 2  | –                | –             |
| Februari/February   | 23                             | 3                | –             | –  | –                | –             |
| Maret/March         | 25                             | 1                | –             | –  | 2                | 3             |
| April/April         | 20                             | 1                | 2             | –  | –                | –             |
| Mei/May             | 34                             | 1                | 1             | –  | –                | –             |
| Juni/June           | 30                             | 2                | –             | –  | –                | –             |
| Juli/July           | 46                             | –                | –             | –  | –                | 5             |
| Agustus/August      | 26                             | –                | 4             | –  | –                | 4             |
| September/September | 34                             | 2                | 1             | –  | –                | 6             |
| Oktober/October     | 25                             | 1                | 1             | –  | 1                | 2             |
| November/November   | 18                             | 1                | –             | –  | 1                | 20            |
| Desember/December   | 29                             | 2                | –             | –  | –                | 1             |
| Kabupaten Magelang  | 345                            | 15               | 9             | 2  | 4                | 41            |

Lanjutan Tabel/*Continued Table* 4.3.18

| Bulan<br>Month      | Pidana Denda<br>Fine Punishment |                  |               | Bebas dari Tuduhan<br>Free from Charges |                  |               |
|---------------------|---------------------------------|------------------|---------------|---|------------------|---------------|
|                     | Pria<br>Male                    | Wanita<br>Female | Anak<br>Child | Pria<br>Male                            | Wanita<br>Female | Anak<br>Child |
| (1)                 | (14)                            | (15)             | (16)          | (17)                                    | (18)             | (19)          |
| Januari/January     | 9                               | -                | -             | 1                                       | -                | -             |
| Februari/February   | 6                               | -                | -             | -                                       | 1                | -             |
| Maret/March         | 6                               | -                | -             | -                                       | -                | -             |
| April/April         | 1                               | 1                | -             | -                                       | -                | -             |
| Mei/May             | 12                              | 1                | -             | -                                       | -                | -             |
| Juni/June           | 3                               | -                | -             | -                                       | -                | -             |
| Juli/July           | 7                               | -                | -             | 1                                       | 1                | -             |
| Agustus/August      | 2                               | -                | -             | -                                       | -                | -             |
| September/September | 2                               | -                | -             | -                                       | -                | 4             |
| Oktober/October     | 1                               | -                | -             | -                                       | -                | 1             |
| November/November   | 2                               | -                | -             | -                                       | -                | -             |
| Desember/December   | 1                               | -                | -             | -                                       | -                | 2             |
| Kabupaten Magelang  | 52                              | 2                | -             | 2                                       | 2                | 7             |

Lanjutan Tabel/*Continued Table* 4.3.18

| Bulan<br>Month      | Dakwaan Tidak Dapat Diterima<br>The Indictment is Unacceptable |                  |               | Lepas dari Tuntutan<br>Out of The Demands |                  |               |
|---------------------|--|------------------|---------------|---|------------------|---------------|
|                     | Pria<br>Male   | Wanita<br>Female | Anak<br>Child | Pria<br>Male                              | Wanita<br>Female | Anak<br>Child |
| (1)                 | (20)   | (21)             | (22)          | (23)                                      | (24)             | (25)          |
| Januari/January     | 1  | -                | -             | -   | -                | -             |
| Februari/February   | -  | -                | -             | -   | -                | -             |
| Maret/March         | -  | -                | -             | -   | -                | -             |
| April/April         | -  | -                | -             | -   | -                | -             |
| Mei/May             | -  | -                | -             | -   | 1                | -             |
| Juni/June           | -  | -                | -             | -   | -                | -             |
| Juli/July           | -  | -                | -             | -   | -                | -             |
| Agustus/August      | -  | -                | -             | -   | -                | -             |
| September/September | -  | -                | -             | -   | -                | -             |
| Oktober/October     | -  | -                | -             | -   | -                | -             |
| November/November   | -  | -                | -             | -   | -                | -             |
| Desember/December   | -  | -                | -             | -   | 1                | -             |
| Kabupaten Magelang  | 1  | -                | -             | -   | 2                | -             |

Sumber/Source: Pengadilan Negeri Mungkid/ State Court of Mungkid

Tabel  
Table 4.3.19

**Jumlah Terpidana dengan Keputusan Pengadilan yang Pasti Menurut Klasifikasi dan Jenis Kelamin di Kabupaten Magelang, 2024**  
**Number of Accused with Definitive Court Decision by Classification and Sex in Magelang Regency, 2024**

|    | Klasifikasi<br>Classification                         | Dijatuh Hukuman<br>Sentenced |                     | DibebaskandarTuduhan/<br>Freed from The Charges |                     |
|----|---|------------------------------|---------------------|---|---------------------|
|    |   | Laki-laki<br>Male            | Perempuan<br>Female | Laki-laki<br>Male                               | Perempuan<br>Female |
|    | (1)   | (2)                          | (3)                 | (4)   | (5)                 |
| 1  | Kejahatan Terhadap Kesucilaan                         | –                            | –                   | 1   | 1                   |
| 2  | Penganiayaan  | 14                           | –                   | –   | –                   |
| 3  | Menyebabkan Mati atau Luka-Luka Karena Kealpaan       | –                            | –                   | –   | –                   |
| 4  | Pencurian   | 78                           | 1                   | –   | –                   |
| 5  | Pemerasan dan Pengancaman                             | 2                            | –                   | –   | –                   |
| 6  | Penggelapan   | 13                           | 1                   | –   | –                   |
| 7  | Pornografi  | –                            | –                   | –   | –                   |
| 8  | Pertambangan Mineral dan Batubara                     | –                            | –                   | –   | –                   |
| 9  | Narkotika   | 56                           | 1                   | –   | –                   |
| 10 | Mengedarkan Uang Palsu                                | –                            | 1                   | –   | –                   |
| 11 | Tindak Pidana Senjata Api atau Benda Tajam            | 36                           | –                   | –   | –                   |
| 12 | Penipuan  | 27                           | 2                   | –   | –                   |
| 13 | Kejahatan Perjudian                                   | 12                           | –                   | –   | –                   |
| 14 | Kekerasan Dalam Rumah Tangga                          | 2                            | –                   | –   | –                   |
| 15 | Pengeroyokan yang Menyebabkan Luka Ringan, Luka Berat | 22                           | 2                   | –   | –                   |
| 16 | Pembunuhan  | 3                            | –                   | –   | –                   |
| 17 | Lain-Lain/ UU Pangan                                  | –                            | –                   | –   | –                   |
| 18 | Perlindungan Anak                                     | 13                           | –                   | –   | –                   |
| 19 | Penadahan   | 6                            | –                   | –   | –                   |
| 20 | Kekerasan   | –                            | –                   | –   | –                   |
| 21 | Pemalsuan Surat                                       | –                            | –                   | –   | –                   |
| 22 | Pupuk Bersubsidi                                      | –                            | –                   | –   | –                   |
| 23 | Lain-Lain   | 19                           | 1                   | –   | –                   |
|    | Kabupaten Magelang                                    | 303                          | 9                   | 1   | 1                   |

Sumber/Source: Pengadilan Negeri Mungkid/ State Court of Mungkid

Tabel  
Table 4.3.20

**Jumlah Penghuni Lembaga Pemasyarakatan Magelang Menurut Jenis Kejahatan/Pelanggaran, Status, dan Jenis Kelamin, 2024**  
*Number of Occupants of Penitentiary of Magelang by Type of Crime/Violation, Status, and Sex, 2024*

| Jenis Kejahatan/Pelanggaran<br>Type of Crime/Violation | Narapidana<br>Convicted Criminal |                     | Tahanan/Detainee  |                     |
|--|----------------------------------|---------------------|-------------------|---------------------|
|  | Laki-laki<br>Male                | Perempuan<br>Female | Laki-laki<br>Male | Perempuan<br>Female |
| (1)  | (2)                              | (3)                 | (4)               | (5)                 |
| 1 Politik  | –                                | –                   | –                 | –                   |
| 2 Terhadap Kepala Negara                               | –                                | –                   | –                 | –                   |
| 3 Ketertiban Umum                                      | 16                               | –                   | 7                 | –                   |
| 4 Pembakaran   | 2                                | –                   | –                 | –                   |
| 5 Mata Uang  | 1                                | –                   | –                 | –                   |
| 6 Kesusilaan   | 5                                | –                   | –                 | –                   |
| 7 Perjudian  | –                                | –                   | 10                | –                   |
| 8 Penculikan   | –                                | –                   | –                 | –                   |
| 9 Pembunuhan   | 12                               | –                   | 2                 | –                   |
| 10 Penganiayaan  | 4                                | 1                   | 4                 | –                   |
| 11 Pencurian   | 80                               | 1                   | 8                 | 1                   |
| 12 Perampokan  | 9                                | –                   | –                 | –                   |
| 13 Pemerasan   | 4                                | –                   | 2                 | –                   |
| 14 Penggelapan   | 22                               | 3                   | 3                 | –                   |
| 15 Penipuan  | 13                               | 5                   | 5                 | 2                   |
| 16 Korupsi   | 8                                | 5                   | 3                 | 1                   |
| 17 Penadahan   | 2                                | –                   | 2                 | –                   |
| 18 Narkotika   | 151                              | 10                  | 27                | 1                   |
| 19 Perbankan   | –                                | –                   | 1                 | –                   |
| 20 Perlindungan Anak dan Wanita                        | 46                               | 2                   | 2                 | –                   |
| 21 KDRT  | 3                                | –                   | –                 | –                   |
| 22 Kehutanan   | –                                | –                   | –                 | –                   |
| 23 Lain-lain   | 77                               | 2                   | 25                | 1                   |
| Kabupaten Magelang                                     | 455                              | 29                  | 101               | 6                   |

Sumber/Source: Lembaga Pemasyarakatan Magelang/ Penitentiary of Magelang

Tabel  
Table 4.3.21

**Jumlah Penghuni Lembaga Pemasyarakatan Magelang Menurut Status dan Jenis Kelamin, 2024**  
**Number of Occupants of Penitentiary of Magelang by Status and Sex, 2024**

|   | Status<br>Status                                     | Laki-laki<br>Male | Perempuan<br>Female | Jumlah<br>Total |
|---|--|-------------------|---------------------|-----------------|
|   | (1)  | (2)               | (3)                 | (4)             |
| <b>I. Narapidana/Convicted Criminal</b> |  |                   |                     |                 |
| 1                                       | Pidana Mati/Capital Punishment                       | –                 | –                   | –               |
| 2                                       | Penjara Seumur Hidup                                 | 1                 | –                   | 1               |
| 3                                       | Penjara Lebih dari 1 Tahun                           | 419               | 25                  | 444             |
| 4                                       | Penjara 3 – 12 Bulan                                 | 25                | 1                   | 26              |
| 5                                       | Penjara Kurang dari 3 Bulan                          | –                 | –                   | –               |
| 6                                       | Kurungan Pengganti Denda                             | 10                | 3                   | 13              |
| 7                                       | Penjara untuk Lembaga Lain                           | –                 | –                   | –               |
| <b>II. Tahanan/Detainee</b>             |  |                   |                     |                 |
| 1                                       | Dalam Pemeriksaan Polisi                             | –                 | –                   | –               |
| 2                                       | Dalam Pemeriksaan Jaksa                              | 8                 | –                   | 8               |
| 3                                       | Dalam Pemeriksaan Hakim PN                           | 74                | 5                   | 79              |
| 4                                       | Dalam Putusan yang Masih Berubah (Pengadilan Tinggi) | 19                | 1                   | 20              |
| 5                                       | Lain-lain (Mahkamah Agung)                           | –                 | –                   | –               |
| <b>III. Titipan</b>                     |  |                   |                     |                 |
|   | Kabupaten Magelang                                   | 556               | 35                  | 591             |

Sumber/Source: Lembaga Pemasyarakatan Magelang/ Penitentiary of Magelang

Tabel  
Table 4.3.22

**Jumlah Perkara Tingkat Pertama yang Diputus pada  
Pengadilan Agama Mungkid Menurut Bulan, 2024**  
*Number of First Level Cases Dumped on Religious Court of  
Mungkid by Month, 2024*

| Bulan<br>Month      | Sisa Bulan Lalu | Perkara yang Diterima | Jumlah | Dicabut | Perkawinan/Marriage |                          |                          |                          |
|---------------------|-----------------|-----------------------|--------|---------|---------------------|--------------------------|--------------------------|--------------------------|
|                     |                 |                       |        |         | Izin Poligami       | Pencegahan<br>Perkawinan | PenolakanPerkoleh<br>PPN | Pembatalan<br>Perkawinan |
| (1)                 | (2)             | (3)                   | (4)    | (5)     | (6)                 | (7)                      | (8)                      | (9)                      |
| Januari/January     | 68              | 272                   | 340    | 14      | -                   | -                        | -                        | -                        |
| Februari/February   | 163             | 181                   | 344    | 22      | -                   | -                        | -                        | -                        |
| Maret/March         | 162             | 156                   | 318    | 20      | 1                   | -                        | -                        | -                        |
| April/April         | 139             | 125                   | 264    | 16      | -                   | -                        | -                        | -                        |
| Mei/May             | 160             | 247                   | 407    | 19      | -                   | -                        | -                        | -                        |
| Juni/June           | 225             | 233                   | 458    | 18      | -                   | -                        | -                        | -                        |
| Juli/July           | 227             | 243                   | 470    | 27      | 1                   | -                        | -                        | 1                        |
| Agustus/August      | 194             | 218                   | 412    | 20      | -                   | -                        | -                        | -                        |
| September/September | 198             | 192                   | 390    | 18      | 1                   | -                        | -                        | -                        |
| Oktober/October     | 197             | 214                   | 411    | 16      | 1                   | -                        | -                        | -                        |
| November/November   | 181             | 190                   | 371    | 19      | -                   | -                        | -                        | -                        |
| Desember/December   | 174             | 168                   | 342    | 19      | -                   | -                        | -                        | -                        |
| Kabupaten Magelang  | 2.088           | 2.439                 | 4.527  | 228     | 4                   | -                        | -                        | 1                        |

Lanjutan Tabel/Continued Table 4.3.22

| Bulan<br>Month      | Perkawinan/Marriage                     |             |             |               |                         |                      |                     |                 |
|---------------------|---|-------------|-------------|---------------|-------------------------|----------------------|---------------------|-----------------|
|                     | Kelalaian atas Kewajiban<br>Suami/Istri | Cerai Talak | Cerai Gugat | Harta Bersama | Pengusaan Anak/Hadhonah | Nafkah Anak oleh Ibu | Hak-hak Bekas Istri | Pengesahan Anak |
| (1)                 | (10)                                    | (11)        | (12)        | (13)          | (14)                    | (15)                 | (16)                | (17)            |
| Januari/January     | -                                       | 30          | 101         | -             | -                       | -                    | -                   | -               |
| Februari/February   | -                                       | 30          | 100         | 2             | -                       | -                    | -                   | -               |
| Maret/March         | -                                       | 30          | 95          | -             | 1                       | -                    | -                   | -               |
| April/April         | -                                       | 11          | 57          | 1             | 1                       | -                    | -                   | -               |
| Mei/May             | -                                       | 36          | 106         | -             | -                       | -                    | -                   | -               |
| Juni/June           | -                                       | 34          | 130         | -             | -                       | -                    | -                   | -               |
| Juli/July           | -                                       | 48          | 152         | -             | 1                       | -                    | -                   | -               |
| Agustus/August      | -                                       | 39          | 116         | -             | 1                       | -                    | -                   | -               |
| September/September | -                                       | 39          | 105         | 1             | -                       | -                    | -                   | -               |
| Oktober/October     | -                                       | 36          | 142         | -             | -                       | -                    | -                   | -               |
| November/November   | -                                       | 42          | 107         | -             | -                       | -                    | -                   | -               |
| Desember/December   | -                                       | 41          | 133         | -             | -                       | -                    | -                   | -               |
| Kabupaten Magelang  | -                                       | 416         | 1.344       | 4             | 4                       | -                    | -                   | -               |

Lanjutan Tabel/*Continued Table 4.3.22*

| Bulan<br>Month      | Perkawinan/Marriage          |           |                              |                                |                     |                |                    |              |
|---------------------|------------------------------|-----------|------------------------------|--------------------------------|---------------------|----------------|--------------------|--------------|
|                     | Pencabutan Kek.<br>Orang Tua | Perwalian | Pencabutan<br>Kekuasaan Wali | Penunj. Orang Lain<br>Sbg Wali | Ganti Rugi Thd Wali | Asal Usul Anak | Pen.Kawin Campuran | Isbath Nikah |
| (1)                 | (18)                         | (19)      | (20)                         | (21)                           | (22)                | (23)           | (24)               | (25)         |
| Januari/January     | -                            | 4         | -                            | -                              | -                   | 3              | -                  | -            |
| Februari/February   | -                            | 2         | -                            | -                              | -                   | 2              | -                  | 2            |
| Maret/March         | -                            | 1         | -                            | -                              | -                   | 1              | -                  | -            |
| April/April         | -                            | 1         | -                            | -                              | -                   | 1              | -                  | 1            |
| Mei/May             | -                            | 1         | -                            | -                              | -                   | 1              | -                  | 2            |
| Juni/June           | -                            | 2         | -                            | -                              | -                   | 3              | -                  | -            |
| Juli/July           | -                            | 2         | -                            | -                              | -                   | 3              | -                  | -            |
| Agustus/August      | -                            | 2         | -                            | -                              | -                   | 1              | -                  | -            |
| September/September | -                            | 2         | -                            | -                              | -                   | 3              | -                  | 2            |
| Oktober/October     | -                            | 3         | -                            | -                              | -                   | 2              | -                  | -            |
| November/November   | -                            | 1         | -                            | -                              | -                   | 3              | -                  | 1            |
| Desember/December   | -                            | 3         | -                            | -                              | -                   | 6              | -                  | 1            |
| Kabupaten Magelang  | -                            | 24        | -                            | -                              | -                   | 29             | -                  | 9            |

Lanjutan Tabel/*Continued Table 4.3.22*

| Bulan<br>Month      | Perkawinan/Marriage |                  |            |                   | Ekonomi-Syariah | Kewarisan | Wasiat | Hibah |
|---------------------|---------------------|------------------|------------|-------------------|-----------------|-----------|--------|-------|
|                     | Izin Kawin          | Dispensasi Kawin | Wali Adhol | Pengangkatan Anak |                 |           |        |       |
| (1)                 | (26)                | (27)             | (28)       | (29)              | (30)            | (31)      | (32)   | (33)  |
| Januari/January     | -                   | 19               | -          | -                 | -               | -         | -      | -     |
| Februari/February   | -                   | 21               | -          | -                 | -               | -         | -      | -     |
| Maret/March         | -                   | 21               | 1          | -                 | -               | -         | -      | -     |
| April/April         | -                   | 12               | -          | -                 | -               | -         | -      | -     |
| Mei/May             | -                   | 10               | 1          | -                 | -               | 1         | -      | -     |
| Juni/June           | -                   | 40               | 1          | -                 | -               | -         | -      | -     |
| Juli/July           | -                   | 32               | 1          | -                 | 1               | -         | -      | -     |
| Agustus/August      | -                   | 22               | 2          | -                 | -               | -         | -      | -     |
| September/September | -                   | 13               | -          | -                 | 1               | -         | -      | -     |
| Oktober/October     | -                   | 18               | -          | -                 | -               | -         | -      | -     |
| November/November   | -                   | 16               | 1          | -                 | -               | -         | -      | -     |
| Desember/December   | -                   | 14               | 1          | -                 | 1               | -         | -      | -     |
| Kabupaten Magelang  | -                   | 238              | 8          | -                 | 3               | 1         | -      | -     |

Lanjutan Tabel/*Continued Table 4.3.22*

| Bulan<br>Month      | Wakaf | Zakat/Infacq/Shodaqoh | P3HP/Penetapan/AniMaris | Lain-lain | Ditolak | Tidak Diterima | Gugur | Dicoret dari Register |
|---------------------|-------|-----------------------|-------------------------|-----------|---------|----------------|-------|-----------------------|
| (1)                 | (34)  | (35)                  | (36)                    | (37)      | (38)    | (39)           | (40)  | (41)                  |
| Januari/January     | -     | -                     | -                       | 2         | 2       | 1              | -     | 1                     |
| Februari/February   | -     | -                     | -                       | -         | 1       | -              | -     | -                     |
| Maret/March         | -     | -                     | -                       | -         | 6       | 2              | -     | -                     |
| April/April         | -     | -                     | -                       | -         | 1       | 1              | -     | 1                     |
| Mei/May             | -     | -                     | 1                       | 1         | -       | 3              | -     | -                     |
| Juni/June           | -     | -                     | -                       | 2         | 1       | -              | -     | -                     |
| Juli/July           | -     | -                     | 1                       | 2         | 1       | -              | 2     | 1                     |
| Agustus/August      | -     | -                     | 2                       | 3         | 2       | 3              | 1     | -                     |
| September/September | -     | -                     | 1                       | 5         | 1       | -              | 1     | -                     |
| Oktober/October     | -     | -                     | -                       | 3         | 1       | 6              | 2     | -                     |
| November/November   | -     | -                     | 2                       | -         | 1       | 1              | 2     | 1                     |
| Desember/December   | -     | -                     | 6                       | 2         | 2       | 1              | -     | 1                     |
| Kabupaten Magelang  | -     | -                     | 13                      | 20        | 19      | 18             | 8     | 5                     |

Lanjutan Tabel/*Continued Table* 4.3.22

| Bulan<br>Month      | Jumlah<br>Total | Sisa Akhir Bulan<br>The Rest of The<br>Month | Perkara yang<br>Sudah Diminutasi<br>Dedicated Case |
|---------------------|-----------------|--|--|
| (1)                 | (42)            | (43)   | (44)   |
| Januari/January     | 177             | 163  | 177  |
| Februari/February   | 182             | 162  | 182  |
| Maret/March         | 179             | 139  | 179  |
| April/April         | 104             | 160  | 104  |
| Mei/May             | 182             | 225  | 182  |
| Juni/June           | 231             | 227  | 231  |
| Juli/July           | 276             | 194  | 276  |
| Agustus/August      | 214             | 198  | 214  |
| September/September | 193             | 197  | 193  |
| Oktober/October     | 230             | 181  | 230  |
| November/November   | 197             | 174  | 197  |
| Desember/December   | 231             | 111  | 231  |
| Kabupaten Magelang  | 2.396           | 2.131  | 2.396  |

Sumber/Source: Pengadilan Agama Mungkid/ Religion Court of Mungkid

**Tabel 4.3.23** Jumlah Perceraian Menurut Kecamatan dan Faktor di Kabupaten Magelang, 2024  
**Table 4.3.23** Number of Divorce by District and Factor in Magelang Regency, 2024

| Bulan<br>Month            | Zina | Mabuk | Madat | Judi | Meninggalkan<br>SalahSatuPihak |
|---------------------------|------|-------|-------|------|--------------------------------|
|                           | (2)  | (3)   | (4)   | (5)  | (6)                            |
| Januari/January           | –    | –     | –     | –    | 21                             |
| Februari/February         | –    | –     | –     | –    | 13                             |
| Maret/March               | –    | –     | –     | –    | 14                             |
| April/April               | –    | –     | –     | –    | 6                              |
| Mei/May                   | –    | –     | –     | –    | 9                              |
| Juni/June                 | –    | –     | –     | –    | 25                             |
| Juli/July                 | –    | –     | –     | –    | 27                             |
| Agustus/August            | –    | –     | –     | –    | 15                             |
| September/September       | –    | –     | –     | –    | 11                             |
| Oktober/October           | –    | –     | –     | –    | 18                             |
| November/November         | –    | –     | –     | –    | 26                             |
| Desember/December         | –    | –     | –     | –    | 16                             |
| <b>Kabupaten Magelang</b> | –    | –     | –     | –    | <b>201</b>                     |

Lanjutan Tabel/*Continued Table* 4.3.23

| Bulan<br>Month      | Dihukum Penjara | Kekerasan Dalam<br>Rumah Tangga | Cacat Badan | Peselisihan dan<br>Pertengkaran Terus<br>Menerus |
|---------------------|-----------------|---------------------------------|-------------|--|
|                     | (7)             | (8)                             | (9)         | (10)   |
| Januari/January     | –               | –                               | –           | 132  |
| Februari/February   | –               | –                               | –           | 96   |
| Maret/March         | 1               | –                               | –           | 108  |
| April/April         | ;               | –                               | –           | 101  |
| Mei/May             | –               | –                               | –           | 84   |
| Juni/June           | –               | –                               | –           | 106  |
| Juli/July           | –               | –                               | –           | 160  |
| Agustus/August      | –               | –                               | 1           | 147  |
| September/September | –               | 1                               | –           | 105  |
| Oktober/October     | 1               | –                               | –           | 133  |
| November/November   | –               | –                               | –           | 131  |
| Desember/December   | –               | –                               | –           | 114  |
| Kabupaten Magelang  | 2               | 1                               | 1           | 1.417  |

Lanjutan Tabel/*Continued Table* 4.3.23

|                     | Kawin Paksa | Murtad | Ekonomi | Poligami | Jumlah/Total |
|---------------------|-------------|--------|---------|----------|--------------|
|                     | (11)        | (12)   | (13)    | (14)     | (15)         |
| Januari/January     | –           | –      | 2       | –        | 155          |
| Februari/February   | –           | 2      | –       | 1        | 112          |
| Maret/March         | –           | –      | 6       | 1        | 130          |
| April/April         | –           | –      | 2       | –        | 109          |
| Mei/May             | –           | –      | 3       | –        | 96           |
| Juni/June           | –           | –      | 2       | –        | 133          |
| Juli/July           | –           | 3      | 10      | 1        | 201          |
| Agustus/August      | –           | 2      | 12      | –        | 177          |
| September/September | –           | –      | 12      | –        | 129          |
| Oktober/October     | 1           | –      | 15      | –        | 168          |
| November/November   | 1           | –      | 22      | –        | 180          |
| Desember/December   | –           | 1      | 23      | –        | 154          |
| KabupatenMagelang   | 2           | 8      | 109     | 3        | 1.744        |

Sumber/Source: Pengadilan Agama Mungkid/Religion Court of Mungkid

Tabel  
Table 4.3.24

**Jumlah Pendaftar Haji dan Jema'ah Haji yang Diberangkatkan ke Tanah Suci Menurut Kecamatan di Kabupaten Magelang, 2023–2024**  
*Number of Hajj Registrants and Hajj Pilgrims who was Departure to Mecca by District in Magelang Regency, 2023–2024*

| Kecamatan<br>District | Pendaftar Haji<br>Hajj Registrants |       | Jema'ah Haji yang Diberangkatkan<br>Hajj Pilgrims Who Was Departure |       |
|-----------------------|------------------------------------|-------|---|-------|
|                       | 2023                               | 2024  | 2023  | 2024  |
| (1)                   | (2)                                | (3)   | (4)   | (5)   |
| 1 Salaman             | 111                                | 167   | 89  | 57    |
| 2 Borobudur           | 133                                | 130   | 55  | 49    |
| 3 Ngluwar             | 165                                | 67    | 43  | 35    |
| 4 Sa l a m            | 103                                | 94    | 49  | 39    |
| 5 Srumbung            | 55                                 | 58    | 42  | 30    |
| 6 D u k u n           | 63                                 | 74    | 34  | 29    |
| 7 Muntilan            | 159                                | 202   | 102   | 87    |
| 8 Mungkid             | 182                                | 226   | 98  | 82    |
| 9 Sawangan            | 34                                 | 70    | 28  | 18    |
| 10 Candimulyo         | 69                                 | 158   | 30  | 29    |
| 11 Mertoyudan         | 267                                | 319   | 156   | 125   |
| 12 Tempuran           | 70                                 | 70    | 42  | 41    |
| 13 Kajoran            | 82                                 | 100   | 32  | 27    |
| 14 Kaliangkrik        | 57                                 | 94    | 49  | 46    |
| 15 Bandongan          | 65                                 | 106   | 64  | 46    |
| 16 Windusari          | 59                                 | 60    | 53  | 27    |
| 17 Secang             | 187                                | 194   | 130   | 84    |
| 18 Tegalrejo          | 112                                | 122   | 60  | 54    |
| 19 Pakis              | 69                                 | 43    | 36  | 17    |
| 20 Grabag             | 152                                | 181   | 101   | 79    |
| 21 Ngablak            | 79                                 | 50    | 23  | 7     |
| Jumlah/Total          | 2.208                              | 2.585 | 1.316   | 1.008 |

Sumber/Source: Kantor Kementerian Agama Kabupaten Magelang/ Religious Affairs of Magelang Regency

**Tabel**  
**Table** 4.3.25

**Jumlah Majelis Taklim yang Sudah Terdaftar di Kabupaten Magelang, 2024**  
**Number of Taklim Majelis Already Registered in Magelang Regency, 2024**

|                           | Kecamatan<br>District | Majlis Taklim |
|---------------------------|-----------------------|---------------|
|                           | (1)                   | (2)           |
| 1                         | Salaman               | 26            |
| 2                         | Borobudur             | 8             |
| 3                         | Ngluwar               | 4             |
| 4                         | Salam                 | 11            |
| 5                         | Srumbung              | 8             |
| 6                         | Dukun                 | 22            |
| 7                         | Muntilan              | 22            |
| 8                         | Mungkid               | 11            |
| 9                         | Sawangan              | 6             |
| 10                        | Candimulyo            | 4             |
| 11                        | Mertoyudan            | 19            |
| 12                        | Tempuran              | 33            |
| 13                        | Kajoran               | 13            |
| 14                        | Kaliangkrik           | 47            |
| 15                        | Bandongan             | 97            |
| 16                        | Windusari             | 33            |
| 17                        | Secang                | 1             |
| 18                        | Tegalrejo             | 5             |
| 19                        | Pakis                 | 22            |
| 20                        | Grabag                | 11            |
| 21                        | Ngablak               | –             |
| <b>Kabupaten Magelang</b> |                       | <b>403</b>    |

Sumber/Source: Kantor Kementerian Agama Kabupaten Magelang/ Religious Affairs of Magelang Regency

**Tabel**  
**Table 4.3.26**

**Jumlah Tanah Wakaf Menurut Kecamatan di Kabupaten Magelang, 2023/2024 dan 2024/2025**  
**Number of Wakaf Land by District in Magelang Regency, 2023/2024 and 2024/2025**

| Kecamatan<br>District | Telah Sertifikat |               | Belum Sertifikat |              | Total tanah Wakaf<br>Perkecamatan |               |
|-----------------------|------------------|---------------|------------------|--------------|-----------------------------------|---------------|
|                       | Jumlah S         | Luas (Ha)     | Jumlah BS        | Luas (Ha)    | Tanah Wakaf                       | Luas (Ha)     |
|                       | 2022/2023        | 2023/2024     | 2022/2023        | 2023/2024    | 2022/2023                         | 2023/2024     |
| (1)                   | (2)              | (3)           | (4)              | (5)          | (6)                               | (7)           |
| 1 Salaman             | 133              | 7,18          | 31               | 1,67         | 164                               | 8,85          |
| 2 Borobudur           | 245              | 9,27          | 62               | 2,35         | 307                               | 11,61         |
| 3 Ngluwar             | 222              | 10,84         | 42               | 2,05         | 264                               | 12,89         |
| 4 Sa l a m            | 272              | 9,88          | 9                | 0,33         | 281                               | 10,21         |
| 5 Srumbung            | 202              | 4,42          | 48               | 1,05         | 250                               | 5,47          |
| 6 D u k u n           | 115              | 2,78          | 12               | 0,29         | 127                               | 3,07          |
| 7 Muntilan            | 328              | 12,49         | 77               | 2,93         | 405                               | 15,42         |
| 8 Mungkid             | 364              | 18,22         | 188              | 9,41         | 552                               | 27,63         |
| 9 Sawangan            | 199              | 5,04          | 55               | 1,39         | 254                               | 6,43          |
| 10 Candimulyo         | 95               | 2,92          | 84               | 2,58         | 179                               | 5,50          |
| 11 Mertoyudan         | 233              | 10,59         | 65               | 2,95         | 298                               | 13,54         |
| 12 Tempuran           | 48               | 3,01          | 129              | 8,08         | 177                               | 11,09         |
| 13 Kajoran            | 20               | 1,30          | 0                | 0,00         | 20                                | 1,30          |
| 14 Kaliangkrik        | 264              | 12,37         | 58               | 2,72         | 322                               | 15,09         |
| 15 Bandongan          | 407              | 34,53         | 32               | 2,72         | 439                               | 37,25         |
| 16 Windusari          | 227              | 6,92          | 24               | 0,73         | 251                               | 7,65          |
| 17 Secang             | 472              | 20,69         | 156              | 6,84         | 628                               | 27,53         |
| 18 Tegalrejo          | 48               | 2,76          | 151              | 8,70         | 199                               | 11,46         |
| 19 Pakis              | 48               | 1,06          | 192              | 4,25         | 240                               | 5,31          |
| 20 Grabag             | 301              | 9,90          | 41               | 1,35         | 342                               | 11,25         |
| 21 Ngablak            | 134              | 3,10          | 72               | 1,67         | 206                               | 4,77          |
| <b>Jumlah/Total</b>   | <b>4.377</b>     | <b>189,27</b> | <b>1.528</b>     | <b>64,05</b> | <b>5.905</b>                      | <b>253,32</b> |

Sumber/Source: Kantor Kementerian Agama Kabupaten Magelang/ Religious Affairs of Magelang Regency

**Tabel**  
**Table** 4.3.27

**Jumlah Pelayanan Akte Menurut Jenisnya di Kabupaten  
Magelang, 2020 – 2024**  
*Number of Certificate Services by Type of Certificate in  
Magelang Regency, 2020 – 2024*

| Jenis Akte<br>Type of Certificate           | 2020          | 2021          | 2021          | 2023          | 2024          |
|---|---------------|---------------|---------------|---------------|---------------|
| (1)   | (2)           | (3)           | (4)           | (5)           | (6)           |
| 1 Kelahiran/Birth                           | 21.381        | 18.650        | 21.641        | 20.433        | 18.305        |
| 2 Kematian/Death <sup>1</sup>               | 11.395        | 11.909        | 10.751        | 11.131        | 10.760        |
| 3 Perkawinan/Marriage <sup>2</sup>          | 197           | 218           | 162           | 170           | 145           |
| 4 Perceraian/Divorce <sup>3</sup>           | 27            | 34            | 48            | 27            | 26            |
| 5 Pengakuan Anak<br>Recognition of Children | –             | 12            | 1             | 2             | 4             |
| 6 Pengesahan Anak<br>Child Endorsement      | 14            | 42            | 31            | 38            | 34            |
| 7 Pengangkatan Anak<br>Child Adoption       | 7             | 4             | 32            | 27            | 19            |
| 8 Perubahan Nama<br>Change of Name          | –             | –             | 67            | 76            | 84            |
| <b>Jumlah/Total</b>                         | <b>33.021</b> | <b>30.869</b> | <b>32.733</b> | <b>31.904</b> | <b>29.377</b> |

Catatan/Note: <sup>1</sup> Pencatatan kematian hanya untuk kematian yang dilaporkan

<sup>2</sup> Pencatatan perkawinan adalah pencatatan perkawinan non muslim

<sup>3</sup> Pencatatan perceraian adalah pencatatan perceraian non muslim

Sumber/Source: Dinas Kependudukan dan Pencatatan Sipil Kabupaten Magelang / Demography and Certificate Service of Magelang Regency

**Tabel 4.3.28 Jumlah Rumah Susun dan Kapasitasnya di Kabupaten Magelang, 2024**  
**Number of Flats and Capacities in Magelang Regency, 2024**

| Kecamatan/District        | Rumahsusun / Flats | Kapasitas / Capacity |                |                | Keterangan/ Notes               |
|---------------------------|--------------------|----------------------|----------------|----------------|---------------------------------|
|                           |                    | Terisi / Filled      | Kosong / Empty | Jumlah / Total |                                 |
| (1)                       | (2)                | (3)                  | (4)            | (5)            |                                 |
| 1 Salaman                 | –                  | –                    | –              | –              |                                 |
| 2 Borobudur               | –                  | –                    | –              | –              |                                 |
| 3 Ngluwar                 | –                  | –                    | –              | –              |                                 |
| 4 Salam                   | 1                  | 68                   | 46             | 114            | Dikelola Desa Gulon             |
| 5 Sumbing                 | 1                  | 4                    | –              | 4              | Dikelola Ponpes Tegalrandu      |
|                           | 1                  | 4                    | –              | 4              | Dikelola Ponpes Al Falah        |
| 6 Dukun                   | –                  | –                    | –              | –              |                                 |
| 7 Muntilan                | 1                  | 47                   | 3              | 50             | Dikelola Desa Gunungpring       |
|                           | 1                  | 23                   | 33             | 56             | Dikelola Desa Tamanagung        |
| 8 Mungkid                 | 2                  | 33                   | –              | 33             | Dikelola Ponpes Ikhsanul Fikri  |
|                           | 1                  | 4                    | –              | 4              | Dikelola Ponpes Pabelan         |
| 9 Sawangan                | –                  | –                    | –              | –              |                                 |
| 10 Candimulyo             | –                  | –                    | –              | –              |                                 |
| 11 Mertoyudan             | 1                  | 48                   | –              | 48             | Dikelola SM Aruna Nusantara     |
| 12 Tempuran               | 2                  | –                    | –              | 50             | Dikelola Desa Tanggurejo        |
|                           | 1                  | 4                    | –              | 4              | Dikelola Ponpes Al Inayah       |
| 13 Kajoran                | –                  | –                    | –              | –              |                                 |
| 14 Kaliangkrik            | –                  | –                    | –              | –              |                                 |
| 15 Bandongan              | –                  | –                    | –              | –              |                                 |
| 16 Windusari              | –                  | –                    | –              | –              |                                 |
| 17 Secang                 | 2                  | 24                   | –              | 24             | Dikelola Ponpes Subanul Wathon  |
| 18 Tegalrejo              | 1                  | 37                   | –              | –              | Dikelola STPP                   |
|                           | 3                  | 54                   | –              | 54             | Dikelola Ponpes Subanul Wathon  |
| 19 Pakis                  | –                  | –                    | –              | –              |                                 |
| 20 Grabag                 | 1                  | 4                    | –              | 4              | Dikelola Ponpes An-Nur Kleteran |
| 21 Ngablak                | –                  | –                    | –              | –              |                                 |
| <b>Kabupaten Magelang</b> | <b>19</b>          | <b>354</b>           | <b>82</b>      | <b>449</b>     |                                 |

Catatan/Note: Rumah Rusun adalah bangunan gedung bertingkat yang dibangun dalam suatu lingkungan yang terbagi dalam bagian-bagian yang distrukturkan secara fungsional baik dalam arah horizontal maupun vertikal dan merupakan satuan-satuan yang masing-masing dapat dimiliki dan digunakan secara terpisah

Sumber/Source: Dinas Perumahan Rakyat dan Kawasan Pemukiman Kabupaten Magelang / Public Housing Agency and Settlement Area Service of Magelang Regency

Tabel  
Table 4.3.29

**Jumlah Rumah Khusus dan Kapasitasnya di Kabupaten Magelang, 2024**  
**Number of Special Flats and Capacities in Magelang Regency, 2024**

| Kecamatan<br>District     | Rumah Khusus<br>/Specific House | Kapasitas / Capacity |                   |                   | Pengelola                |
|---------------------------|---------------------------------|----------------------|-------------------|-------------------|--------------------------|
|                           |                                 | Terisi / Filled      | Kosong /<br>Empty | Jumlah /<br>Total |                          |
| (1)                       | (2)                             | (3)                  | (4)               | (5)               | (6)                      |
| 1 Salaman                 | -                               | -                    | -                 | -                 |                          |
| 2 Borobudur               | -                               | -                    | -                 | -                 |                          |
| 3 Ngluwar                 | -                               | -                    | -                 | -                 |                          |
| 4 Sa l a m                | -                               | -                    | -                 | -                 |                          |
| 5 Srumbung                | -                               | -                    | -                 | -                 |                          |
| 6 D u k u n               | -                               | -                    | -                 | -                 |                          |
| 7 Muntilan                | 1                               | 49                   | 1                 | 50                | Dikelola Desa Pucungrejo |
| 8 Mungkid                 | -                               | -                    | -                 | -                 |                          |
| 9 Sawangan                | -                               | -                    | -                 | -                 |                          |
| 10 Candimulyo             | -                               | -                    | -                 | -                 |                          |
| 11 Mertoyudan             | 1                               | 25                   | -                 | 25                | Dikelola Desa Danurejo   |
| 12 Tempuran               | -                               | -                    | -                 | -                 |                          |
| 13 Kajoran                | -                               | -                    | -                 | -                 |                          |
| 14 Kaliangkrik            | -                               | -                    | -                 | -                 |                          |
| 15 Bandongan              | -                               | -                    | -                 | -                 |                          |
| 16 Windusari              | -                               | -                    | -                 | -                 |                          |
| 17 Secang                 | -                               | -                    | -                 | -                 |                          |
| 18 Tegalrejo              | -                               | -                    | -                 | -                 |                          |
| 19 Pakis                  | -                               | -                    | -                 | -                 |                          |
| 20 Grabag                 | -                               | -                    | -                 | -                 |                          |
| 21 Ngablak                | -                               | -                    | -                 | -                 |                          |
| <b>Kabupaten Magelang</b> | <b>2</b>                        | <b>74</b>            | <b>1</b>          | <b>75</b>         |                          |

Catatan/Note: Rumah Susun Khusus adalah rumah susun yang diselenggarakan untuk memenuhi kebutuhan khusus

Sumber/Source: Dinas Perumahan Rakyat dan Kawasan Pemukiman Kabupaten Magelang / Public Housing Agency and Settlement Area Service of Magelang Regency

**Tabel 4.3.30** Jumlah Perumahan yang Berijin di Kabupaten Magelang, 2024  
**Table** *Number of Licensed Housing in Magelang Regency, 2024*

| Kecamatan<br>District |             | Jumlah Perumahan<br>Number of Housing |
|-----------------------|-------------|---------------------------------------|
| (1)                   |             | (2)                                   |
| 1                     | Salaman     | 4                                     |
| 2                     | Borobudur   | 6                                     |
| 3                     | Ngluwar     | –                                     |
| 4                     | Salam       | 2                                     |
| 5                     | Srumbung    | –                                     |
| 6                     | Dukun       | –                                     |
| 7                     | Muntilan    | 7                                     |
| 8                     | Mungkid     | 6                                     |
| 9                     | Sawangan    | –                                     |
| 10                    | Candimulyo  | 1                                     |
| 11                    | Mertoyudan  | 101                                   |
| 12                    | Tempuran    | 9                                     |
| 13                    | Kajoran     | –                                     |
| 14                    | Kaliangkrik | –                                     |
| 15                    | Bandongan   | 5                                     |
| 16                    | Windusari   | 2                                     |
| 17                    | Secang      | 22                                    |
| 18                    | Tegalrejo   | 5                                     |
| 19                    | Pakis       | –                                     |
| 20                    | Grabag      | 4                                     |
| 21                    | Ngablak     | –                                     |
| Kabupaten Magelang    |             | 174                                   |

Sumber/Source: Dinas Perumahan Rakyat dan Kawasan Pemukiman Kabupaten Magelang/Public Housing Agency and Settlement Area Service of Magelang Regency

**Tabel**  
**Table** 4.3.31

**Jumlah Sarana Pengumpulan Sampah Menurut Jenisnya  
di Kabupaten Magelang, 2020 – 2024**  
**Number of Garbage Facilities by Type of Facility in Magelang  
Regency, 2020 –2024**

| Jenis Fasilitas/ Type of Facility    | 2020 | 2021 | 2022 | 2023 | 2024 |
|--------------------------------------|------|------|------|------|------|
| (1)                                  | (2)  | (3)  | (4)  | (5)  | (6)  |
| 1 Truk Sampah/Dust Cart              | 9    | 9    | 11   | 11   | 12   |
| 2 Truk Kontainer/Container Truck     | 5    | 9    | 9    | 9    | 9    |
| 3 Kontainer/Container                | 38   | 54   | 50   | 54   | 57   |
| 4 Gerobag Sampah/ Wheelie Bin        | 156  | 156  | 142  | 142  | 142  |
| 5 TempatPembuanganSementara/Dumpster | 48   | 49   | 55   | 55   | 55   |
| 6 TempatPembuanganAkhir/Landfills    | 2    | 2    | 2    | 2    | 2    |
| 7 Bajaj/Viar/Threecycle              | 2    | 5    | 5    | 6    | 6    |
| 8 Pick Up Mobil/Pickup Truck         | 11   | 11   | 12   | 12   | 12   |
| 9 Mesin Penggali/Excavator           | 3    | 3    | 3    | 3    | 3    |
| 10 Mesin Pemuat/Bouldoser            | 1    | 1    | 1    | 1    | 1    |

Sumber/Source: Dinas Lingkungan Hidup Kabupaten Magelang/ Environmental Service of Magelang Regency

**Tabel 4.3.32** **Indeks Kualitas Lingkungan hidup Kabupaten Magelang, 2019 – 2024**  
**Number of Garbage Facilities by Type of Facility in Magelang Regency, 2020 –2024**

| Jenis Fasilitas/ Type of Facility | 2020  | 2021  | 2022  | 2023  | 2024  |
|-----------------------------------|-------|-------|-------|-------|-------|
| (1)                               | (2)   | (3)   | (4)   | (5)   | (6)   |
| 1 Indeks Kualitas Air             | 56,15 | 51,54 | 48,03 | 54,07 | 54,88 |
| 2 Indeks Kualitas Udara           | 87,03 | 91,68 | 87,91 | 89,55 | 92,06 |
| 3 Indeks Kualitas Tutupan Lahan   | 68,24 | 68,05 | 68,50 | 42,01 | 52,41 |
| Indeks Kualitas Lingkungan hidup  | 71,30 | 71,41 | 68,66 | 65,80 | 69,40 |

Sumber/Source: Dinas Lingkungan Hidup Kabupaten Magelang/ Environmental Service of Magelang Regency

#### 4.4 KEMISKINAN POVERTY

**Tabel 4.4.1** **Garis Kemiskinan, Jumlah, dan Persentase Penduduk Miskin di Kabupaten Magelang, 2015–2024**  
*Poverty Line, Number, and Percentage of Poor People in Magelang Regency, 2015–2024*

| Tahun<br>Year | Garis Kemiskinan<br>(rupiah/kapita/bulan)<br>Poverty Line<br>(rupiah/capita/month) | Jumlah Penduduk<br>Miskin (ribu jiwa)<br>Number of Poor People<br>(thousand people) | Persentase Penduduk<br>Miskin<br>Percentage of Poor People |
|---------------|--|---|--|
| (1)           | (2)  | (3)   | (4)  |
| 2015          | 253.866  | 162,38  | 13,07  |
| 2016          | 271.800  | 158,86  | 12,67  |
| 2017          | 281.237  | 157,15  | 12,42  |
| 2018          | 296.327  | 143,44  | 11,23  |
| 2019          | 325.921  | 137,45  | 10,67  |
| 2020          | 342.430  | 146,34  | 11,27  |
| 2021          | 353.608  | 154,91  | 11,91  |
| 2022          | 377.497  | 145,33  | 11,09  |
| 2023          | 411.129  | 144,49  | 10,96  |
| 2024          | 431.289  | 143,80  | 10,83  |

Sumber/Source: Badan Pusat Statistik, Survei Sosial Ekonomi Nasional Maret/BPS–Statistics Indonesia, March National Socioeconomic Survey

Tabel  
Table 4.4.2

**Indeks Kedalaman Kemiskinan dan Indeks Keparahan Kemiskinan di Kabupaten Magelang, 2015–2024**  
**Poverty Gap Index and Poverty Severity Index in Magelang Regency, 2015–2024**

| Tahun<br>Year | Indeks Kedalaman Kemiskinan<br>Poverty Gap Index | Indeks Keparahan Kemiskinan<br>Poverty Severity Index |
|---------------|--|---|
| (1)           | (2)  | (3)   |
| 2015          | 1,60   | 0,32  |
| 2016          | 1,84   | 0,44  |
| 2017          | 1,67   | 0,31  |
| 2018          | 1,55   | 0,34  |
| 2019          | 0,98   | 0,17  |
| 2020          | 1,23   | 0,20  |
| 2021          | 1,63   | 0,35  |
| 2022          | 1,66   | 0,41  |
| 2023          | 1,73   | 0,41  |
| 2024          | 1,23   | 0,23  |

Sumber/Source: Badan Pusat Statistik, Survei Sosial Ekonomi Nasional Maret/BPS–Statistics Indonesia, March National Socioeconomic Survey

Tabel  
Table 4.4.3

**Jumlah Keluarga Menurut Kecamatan dan Klasifikasi Keluarga di Kabupaten Magelang, 2024**  
**Number of Households by District and Household Classification in Magelang Regency, 2024**

| Kecamatan<br>District | Jumlah Keluarga<br>Sasaran<br>Number of Target<br>Families | Keluarga Pra-Sejahtera<br>Pre-prosperous Family | Keluarga Sejahtera<br>Prosperous Family |
|-----------------------|--|---|---|
| (1)                   | (2)  | (3)   | (4)                                     |
| 1 Salaman             | 22.321   | N/A   | N/A                                     |
| 2 Borobudur           | 20.539   | N/A   | N/A                                     |
| 3 Ngluwar             | 11.147   | N/A   | N/A                                     |
| 4 Salam               | 14.304   | N/A   | N/A                                     |
| 5 Srumbung            | 15.771   | N/A   | N/A                                     |
| 6 Dukun               | 15.425   | N/A   | N/A                                     |
| 7 Muntilan            | 19.106   | N/A   | N/A                                     |
| 8 Mungkid             | 24.550   | N/A   | N/A                                     |
| 9 Sawangan            | 22.742   | N/A   | N/A                                     |
| 10 Candimulyo         | 34.886   | N/A   | N/A                                     |
| 11 Mertoyudan         | 16.007   | N/A   | N/A                                     |
| 12 Tempuran           | 19.617   | N/A   | N/A                                     |
| 13 Kajoran            | 18.653   | N/A   | N/A                                     |
| 14 Kaliangkrik        | 18.099   | N/A   | N/A                                     |
| 15 Bandongan          | 16.392   | N/A   | N/A                                     |
| 16 Windusari          | 18.132   | N/A   | N/A                                     |
| 17 Secang             | 14.285   | N/A   | N/A                                     |
| 18 Tegalrejo          | 26.994   | N/A   | N/A                                     |
| 19 Pakis              | 16.312   | N/A   | N/A                                     |
| 20 Grabag             | 25.311   | N/A   | N/A                                     |
| 21 Ngablak            | 15.151   | N/A   | N/A                                     |
| Kabupaten Magelang    | 405.744  | N/A   | N/A                                     |

Catatan/Note: Data keluarga yang diambil berdasarkan data jumlah keluarga di masing-masing kecamatan mulai tahun 2024 untuk klasifikasi keluarga Pra-Sejahtera dan Sejahtera sudah tidak ada.

Sumber/Source: Dinas Sosial, Pengendalian Pendudukan, Keluarga Berencana, Pemberdayaan Perempuan dan Perlindungan Anak Kabupaten Magelang/Social Population Control and Family Planning, Woman Empowerment and Child Protection Service of Magelang Regency

Tabel  
Table 4.4.4

**Jumlah Keluarga Penerima Manfaat dan Anggaran Bantuan Sosial Pangan Menurut Kecamatan di Kabupaten Magelang, 2022–2024**  
**Number of Beneficiary Family and Budget of Social Food Assistance by District in Magelang Regency, 2022–2024**

| Kecamatan<br>District | Januari 2023   |                       | Desember 2023  |                       | Desember 2024  |                       |
|-----------------------|--|-----------------------|--|-----------------------|--|-----------------------|
|                       | Jumlah Anggaran  |                       | Jumlah Anggaran  |                       | Jumlah Anggaran  |                       |
|                       | Jumlah KPM (KPM*200 000)<br>Number of The Amount of<br>Beneficiaries | Funding<br>(Rp)       | Jumlah KPM (KPM*200 000)<br>Number of The Amount of<br>Beneficiaries | Funding<br>(Rp)       | Jumlah KPM (KPM*200 000)<br>Number of The Amount of<br>Beneficiaries | Funding<br>(Rp)       |
| (1)                   | (2)  | (3)                   | (4)  | (5)                   | (6)  | (7)                   |
| 1 Salaman             | 7.010  | 1.402.000.000         | 8.539  | 1.707.800.000         | 8.421  | 1.684.200.000         |
| 2 Borobudur           | 7.458  | 1.491.600.000         | 7.312  | 1.462.400.000         | 7.281  | 1.456.200.000         |
| 3 Ngluwar             | 3.676  | 735.200.000           | 3.684  | 736.800.000           | 3.630  | 726.000.000           |
| 4 Salam               | 4.955  | 991.000.000           | 5.133  | 1.026.600.000         | 5.164  | 1.032.800.000         |
| 5 Srumbung            | 3.638  | 727.600.000           | 3.930  | 786.000.000           | 3.867  | 773.400.000           |
| 6 Dukun               | 4.853  | 970.600.000           | 5.235  | 1.047.000.000         | 5.161  | 1.032.200.000         |
| 7 Muntilan            | 7.181  | 1.436.200.000         | 7.629  | 1.525.800.000         | 7.556  | 1.511.200.000         |
| 8 Mungkid             | 6.687  | 1.337.400.000         | 7.112  | 1.422.400.000         | 7.051  | 1.410.200.000         |
| 9 Sawangan            | 6.172  | 1.234.400.000         | 6.869  | 1.373.800.000         | 6.699  | 1.339.800.000         |
| 10 Candimulyo         | 5.213  | 1.042.600.000         | 6.105  | 1.221.000.000         | 6.065  | 1.213.000.000         |
| 11 Mertoyudan         | 8.038  | 1.607.600.000         | 8.453  | 1.690.600.000         | 8.303  | 1.660.600.000         |
| 12 Tempuran           | 4.600  | 920.000.000           | 5.370  | 1.074.000.000         | 5.283  | 1.056.600.000         |
| 13 Kajoran            | 5.844  | 1.168.800.000         | 7.259  | 1.451.800.000         | 7.169  | 1.433.800.000         |
| 14 Kaliangkrik        | 5.535  | 1.107.000.000         | 7.310  | 1.462.000.000         | 7.232  | 1.446.400.000         |
| 15 Bandongan          | 5.865  | 1.173.000.000         | 6.948  | 1.389.600.000         | 6.922  | 1.384.400.000         |
| 16 Windusari          | 4.148  | 829.600.000           | 5.604  | 1.120.800.000         | 5.537  | 1.107.400.000         |
| 17 Secang             | 7.240  | 1.448.000.000         | 8.111  | 1.622.200.000         | 8.090  | 1.618.000.000         |
| 18 Tegalrejo          | 4.172  | 834.400.000           | 4.700  | 940.000.000           | 4.635  | 927.000.000           |
| 19 Pakis              | 4.435  | 887.000.000           | 5.822  | 1.164.400.000         | 5.687  | 1.137.400.000         |
| 20 Grabag             | 8.431  | 1.686.200.000         | 10.330   | 2.066.000.000         | 10.260   | 2.052.000.000         |
| 21 Ngablak            | 3.477  | 695.400.000           | 4.256  | 851.200.000           | 4.099  | 819.800.000           |
| <b>Jumlah/Total</b>   | <b>118.628</b>   | <b>23.725.600.000</b> | <b>135.711</b>   | <b>27.142.200.000</b> | <b>134.112</b>   | <b>26.822.400.000</b> |

Catatan/ Note: Data tahun 2023 berdasarkan data September 2023/ Data for the year 2023 based on September 2023 data.  
 Pada tahun 2023 terjadi penurunan jumlah KPM bantuan sembako BPNT dikarenakan perbaikan Data Terpadu Kesejahteraan Sosial Kemensos dengan melakukan pemadanan antara lain dengan data kependudukan dan taggik yang awandiatas JMK/data Ditjen AHU/data Kemendagri dan data pensiunan PNS/TNI/Polr

Sumber/Source: Dinas Sosial Pengendalian Pendudukan Keluarga Berencana Pemberdayaan Perempuan dan Perlindungan Anak Kabupaten Magelang/Social Population Control and Family Planning, Woman Empowerment and Child Protection Service of Magelang Regency

**Tabel**  
**Table 4.4.5**

**Indeks Pembangunan Manusia Kabupaten Magelang,  
2021–2024**  
**Human Development Index Magelang Regency, 2021–  
2024**

| Tahun<br>Year | Indeks<br>Pembangunan<br>Manusia<br>Human<br>Development<br>Index | UmurHarapan<br>HidupSaatLahir<br>(tahun)<br>LifeExpectancy<br>(year) | Harapan<br>LamaSekolah<br>(tahun)<br>ExpectedYears<br>of Schooling<br>(year) | Rata–rata Lama<br>Sekolah (tahun)<br>Mean Years of<br>Schooling (year) | Pengeluaran<br>per Kapita (ribu<br>rupiah)<br>PurchasingPower<br>Parity<br>(thousandrupiahs) |
|---------------|---|--|--|--|--|
| (1)           | (2)   | (3)  | (4)  | (5)  | (6)  |
| 2021          | 70,23   | 74,13  | 12,55  | 7,79   | 9.440  |
| 2022          | 70,96   | 74,28  | 12,58  | 7,81   | 10.011   |
| 2023          | 71,56   | 74,44  | 12,61  | 7,82   | 10.493   |
| 2024          | 72,10   | 74,68  | 12,62  | 7,83   | 10.926   |

Catatan/Note: Indeks Pembangunan Manusia (IPM) 2020–2023 dihitung menggunakan Umur Harapan Hidup saat Lahir (UHH) hasil Long Form SP2020 (LFS P2020) IPM 2023 yang menggunakan UHH hasil SP2010 masih tersedia dan dapat diakses pada website BPS ([www.bps.go.id](http://www.bps.go.id)) / The 2020–2023 Human Development Index (HDI) was calculated using the Life Expectancy at Birth based on the Long Form 2020 Population Census. The 2023 HDI data using life expectancy based on the 2010 Population Census are still available at the BPS Website ([www.bps.go.id](http://www.bps.go.id))

Sumber/Source: Badan Pusat Statistik, Survei Sosial Ekonomi Nasional/National Socio Economic Survey



# 05

## BAB

# PERTANIAN

## Agriculture

Kecamatan Srumbung penghasil **salak** terbanyak



Srumbung adalah kecamatan penghasil salak terbanyak di Kabupaten Magelang. Pada tahun 2024 produksi salak di Srumbung mencapai **810.538** kuintal.

*Srumbung is the biggest snakefruit producer in Magelang Regency. In 2024 Srumbung's snakefruit reaches 810.538 quintal.*

### 3 PRODUKSI SAYURAN TERBESAR 2024

*3 largest vegetable production in 2024*



**CABAI\*/Chili\***

**880.983,19** kuintal  
quintal



**KOBIS/Cabbage**

**247.857,70** kuintal  
quintal



**TOMAT/Tomato**

**208.008,80** kuintal  
quintal

\*: Cabai terdiri dari cabai besar, cabe rawit dan cabai keriting  
*Chili consist of big chili, cayenne pepper and curly chill*

Sumber : Badan Pusat Statistik, Statistik Pertanian Hortikultura SPH  
*Source: BPS-Statistics Indonesia, Agricultural Statistic for Horticulture SPH*



**PENJELASAN TEKNIS**

1. Lahan sawah adalah lahan pertanian yang berpetak-petak dan dibatasi oleh pematang (galangan), saluran untuk menahan/ menyalurkan air, yang biasanya ditanami padi sawah tanpa memandang dari mana diperoleh atau status lahan tersebut. Lahan yang dimaksud termasuk lahan yang terdaftar di Pajak Bumi Bangunan, luran Pembangunan Daerah, lahan bengkok, lahan serobotan, lahan rawa yang ditanami padi dan lahan bekas tanaman tahunan yang telah dijadikan sawah, baik yang ditanami padi, palawija atau tanaman semusim lainnya.
2. Tegal/Kebun adalah lahan pertanian bukan sawah (lahan kering) yang ditanami tanaman semusim atau tahunan dan terpisah dengan halaman sekitar rumah serta penggunaannya tidak berpindah pindah.
3. Ladang/Huma adalah lahan pertanian bukan sawah (lahan kering) yang biasanya ditanami tanaman semusim dan penggunaannya hanya semusim atau dua musim, kemudian akan ditinggalkan bila sudah tidak subur lagi (berpindah-pindah). Kemungkinan lahan ini beberapa tahun kemudian akan dikerjakan kembali jika sudah subur.

**TECHNICAL NOTES**

1. *Wetland is agricultural land that separated by small dykes to resist water, where the main crop is usually wetland paddy without considering where it is got from or the status of the land. It includes the land that is registered at land income tax office, regional development contribution, 'bengkok' land, illegal ownership, swamps for rice cultivation, and annual crop land mark that has been used as rice field, which are both planted with paddy, secondary crops or the other seasonal crops.*
2. *Dry field/Garden is an dryland (unirrigated land) which is planted with seasonal or annual crops and separately from the yard around the house without shifting*
3. *Unirrigated agricultural field / Shifting cultivation land is dryland (unirrigated land) that usually is cultivated for seasonal crops and utilized only for one or two seasons, then it will be left when it is not fertile (shifting). Maybe, this land will be used again in a few years if it has been fertile.*

- |   |   |
|---|---|
| <p>4. Lahan yang sementara tidak diusahakan adalah lahan yang biasanya diusahakan tetapi untuk sementara (lebih dari 1 (satu) tahun tetapi kurang dari atau sama dengan 2 (dua) tahun) tidak diusahakan, termasuk lahan sawah yang tidak diusahakan selama lebih dari 2 (dua) tahun.</p>  | <p>4. <i>Temporarily unused land is land that is regularly used but temporarily (more than a year but less or equal than two years) is unused, it includes wetland that is not cultivated more than two years.</i></p>  |
| <p>5. Data pokok tanaman pangan yang dikumpulkan adalah luas panen dan produksi. Produksi tanaman pangan merupakan hasil perkalian antara luas panen dengan produktivitas. Pengumpulan data luas panen dilakukan setiap bulan dengan pendekatan area kecamatan di seluruh wilayah Indonesia. Pengumpulan data produktivitas dilakukan melalui pengukuran langsung pada plot ubinan berukuran 2½ m x 2½ m. Pengumpulan data produktivitas dilakukan setiap subround (empat bulanan) pada waktu panen petani.</p> | <p>5. <i>The main food crops data collected consists of harvested area and production. Food crops production is generated by harvested area multiplied by productivity. The harvested area data is collected every month using sub district area approach in all sub district in Indonesia. The productivity data collection is conducted by a direct measurement in 2½ m x 2½ m crop cutting plot. The productivity measurement is conducted in every subround (four monthly) at the time when farmers are harvesting their crops.</i></p> |
| <p>6. Data produksi padi dan palawija yang disajikan adalah dalam kualitas: gabah kering giling (padi), pipilan kering (jagung), biji kering (kedelai dan kacang tanah), dan umbi basah (ubi kayu dan ubi jalar).</p>   | <p>6. <i>Production of paddy and secondary crops data are presented in the form of: dry unhusked rice (paddy), dry loose maize (maize), dry shells crops (soybeans and peanuts), and fresh roots (cassava and sweet potatoes).</i></p>  |
| <p>7. Tanaman sayuran dan buah-buahan semusim</p> <ul style="list-style-type: none"> <li>• Tanaman sayuran semusim adalah tanaman sumber</li> </ul>   | <p>7. <i>Seasonal vegetable and fruit plants</i></p> <ul style="list-style-type: none"> <li>• <i>Seasonal vegetable plants are plants which are the sources of vitamin, mineral salt, etc,</i></li> </ul>   |

- vitamin, garam mineral dan lain-lain yang dikonsumsi dari bagian tanaman yang berupa daun, bunga, buah, dan umbinya, yang berumur kurang dari satu tahun.
- Tanaman buah-buahan semusim adalah tanaman sumber vitamin, garam mineral, dan lain-lain yang dikonsumsi dari bagian tanaman yang berupa buah, berumur kurang dari satu tahun, tidak berbentuk pohon/rumpun tetapi menjalar dan berbatang lunak.
8. Tanaman buah-buahan dan sayuran tahunan
- Tanaman buah-buahan tahunan adalah tanaman sumber vitamin, garam mineral, dan lain-lain yang dikonsumsi dari bagian tanaman yang berupa buah dan merupakan tanaman tahunan.
  - Tanaman sayuran tahunan adalah tanaman sumber vitamin, garam mineral, dan lain-lain yang dikonsumsi dari bagian tanaman yang berupa daun dan atau buah yang berumur lebih dari satu tahun.
9. Tanaman biofarmaka adalah tanaman yang bermanfaat untuk obat-obatan, kosmetik, dan kesehatan yang dikonsumsi atau
- consumed from the part of the plant in the form of leaf, flower, fruit, and root with the age of less than one year.*
- *Seasonal fruit plants are plants which are the sources of vitamin, mineral salt, etc, consumed from the part of the plant in the form of fruits. These plants are creeps with the age of less than one year.*
8. *Annual fruit and vegetable plants*
- *Annual fruit plants are plants which are the sources of vitamin, contained mineral salt, etc, consumed from the part of plant in the form of fruit and more than one year of age.*
  - *Annual vegetable plants are plants which are the sources of vitamin, contained mineral salt, etc, consumed from the part of the plant in the form of vegetable and more than one year of age.*
9. *Medicinal plants are plants which are useful for medicine. It is consumed from part of the plant such as leaf, flower, fruit, tuber,*

digunakan dari bagian-bagian tanaman seperti daun, batang, buah, umbi (rimpang) ataupun akar.

*and root.*

10. Tanaman hias adalah tanaman yang mempunyai nilai keindahan baik bentuk, warna daun, tajuk maupun bunganya, sering digunakan untuk penghias pekarangan dan lain sebagainya.
11. Luas panen tanaman hortikultura adalah luas tanaman sayuran, buah-buahan, biofarmaka, dan tanaman hias yang diambil hasilnya/dipanen pada periode pelaporan.
12. Luas panen untuk tanaman sayuran adalah luas tanaman yang dipanen sekaligus/habis/dibongkar dan luas tanaman yang dipanen berkali-kali (lebih dari satu kali)/belum habis.
13. Tanaman yang dipanen sekaligus/habis/dibongkar adalah tanaman yang sehabis panen langsung dibongkar/dicabut, terdiri dari bawang merah, bawang putih, bawang daun, kentang, kol/kubis, kembang kol, petsai/sawi, wortel, lobak, dan kacang merah.
14. Tanaman yang dipanen berkali-kali (lebih dari satu kali)/belum habis adalah tanaman yang pemanenannya lebih dari satu kali dan biasanya dibongkar apabila panen terakhir sudah tidak memadai lagi, terdiri dari: kacang

10. *Ornamental plants are plants which have a beauty value, either in shape, colour of leaf or crown of flower, and they are often used as a yard decorator.*
11. *Harvested area of horticulture is area which vegetable, fruit, medicinal and ornamental plant of crop harvested during the period of report.*
12. *Harvested area of vegetables is area of entirely plant harvested/demolished and plant harvested several times/undemolished.*
13. *Entirely plants harvested/demolished are plants usually harvested once and demolished to be substituted by other plants, consisting of: shallots, garlic, leeks, potato, cabbage, cauli flower, mustard green, carrots, chinese radish, and red kidney beans.*
14. *Plants harvested several times/undemolished are plants usually harvested more than once and demolished in the case that the last harvest was economically not profitable. They consist of : yard long beans, chili, small chili,*

panjang, cabe besar, cabe rawit, jamur, tomat, terung, buncis, ketimun, labu siam, kangkung, bayam, melon, semangka, dan blewah.

*mushroom, tomatoes, egg plant, frech beans, cucumber, pumpkin/chajota, swamp cabbage, spinach, melon, watermelon, and blewah.*

15. Produksi hortikultura adalah hasil menurut bentuk produk dari setiap tanaman sayuran, buah-buahan, biofarmaka dan tanaman hias yang diambil berdasarkan luas yang dipanen/tanaman yang menghasilkan pada bulan/triwulan laporan.
  16. Kawasan hutan adalah wilayah tertentu yang berupa hutan, yang ditunjuk dan atau ditetapkan oleh pemerintah untuk dipertahankan keberadaannya sebagai hutan tetap. Hal ini untuk menjamin kepastian hukum mengenai status kawasan hutan, letak batas dan luas suatu wilayah tertentu yang sudah ditunjuk menjadi kawasan hutan tetap.
  17. Kawasan hutan Indonesia ditetapkan oleh Menteri Kehutanan dalam bentuk Surat Keputusan Menteri Kehutanan tentang Penunjukan Kawasan Hutan dan Perairan Provinsi. Penunjukan Kawasan Hutan ini disusun berdasarkan hasil pemaduserasian antara Rencana Tata Ruang Wilayah Provinsi (RTRWP) dengan Tata Guna Hutan Kesepakatan (TGHK).
15. *Horticulture production is the standard production quantity form of vegetable, fruit, medicinal and ornamental plant based on harvested area/the number of production plants reported monthly/quarterly.*
  16. *Forest area is a specific territory of forest ecosystem determined and or decided by the government as a permanent forest. Such decision is important to maintain the size of forest area and to ensure its legitimation and boundary demarcation of permanent forest.*
  17. *Indonesian forest area is determined by the Minister of Forestry in the format of Ministerial Decree on the Designation of Provincial Forest Area and Inland Water, Coastal and Marine Ecosystem. The designation of Forest Area is formulated based on integrated and harmonized of Provincial Spatial Planning (RTRWP) and Forest Land Use by Concensus (TGHK).*

- |  |  |
|--|--|
| <p>18. Berdasarkan Undang–Undang No. 41 Tahun 1999 tentang Kehutanan, kawasan hutan dibagi ke dalam kelompok Hutan Konservasi, Hutan Lindung, dan Hutan Produksi.</p>  | <p>18. <i>In accordance to the Act on Forestry No. 41/1999, forest area is categorized as Conservation Forest, Protection Forest and Production Forest.</i></p>  |
| <p>19. Hutan Konservasi adalah kawasan hutan dengan ciri khas tertentu, yang mempunyai fungsi pokok pengawetan keanekaragaman tumbuhan dan satwa serta ekosistemnya.</p>   | <p>19. <i>Conservation Forest is a forest area having specific characteristic established for the purposes of conservation of animal and plant species as well as their ecosystem.</i></p>   |
| <p>20. Hutan Lindung adalah kawasan hutan yang mempunyai fungsi pokok sebagai perlindungan sistem penyangga kehidupan untuk mengatur tata air, mencegah banjir, mengendalikan erosi, mencegah intrusi air laut, dan memelihara kesuburan tanah.</p>                        | <p>20. <i>Protection Forest is a forest area designated to serve life support system, maintain hydrological system, prevent of flood, erosion control, seawater intrusion, and maintain soil fertility.</i></p>  |
| <p>21. Hutan Produksi adalah kawasan hutan yang mempunyai fungsi pokok memproduksi hasil hutan. Hutan produksi terdiri dari Hutan Produksi Tetap (HP), Hutan Produksi Terbatas (HPT), dan Hutan Produksi yang dapat dikonversi.</p>  | <p>21. <i>Production Forest is a forest area designated mainly to promote sustainable forest production. Production forest is classified as permanent production forest, limited production forest, and convertible production forest.</i></p>                               |
| <p>22. Produksi hasil hutan utama yang dihasilkan dari hutan adalah kayu bulat. Produksi kayu bulat ini dihasilkan dari hutan alam melalui kegiatan perusahaan Hak Pengusahaan Hutan (HPH/IUPHHK), kegiatan ijin pemanfaatan kayu (IPK) dalam rangka pembukaan wilayah</p> | <p>22. <i>The main product of commercial forest operation is log. The log is harvested from various sources such as natural forest granted to concessionaires (IUPHHK/HPH), land clearing activities (IPK), industrial forest plantation (HTI) and community forest.</i></p> |

hutan, pembangunan Hutan Tanaman Industri (HTI), serta kegiatan hutan rakyat.

23. Kayu Gergajian merupakan kayu hasil konversi kayu bulat dengan menggunakan mesin gergaji, mempunyai bentuk yang teratur dengan sisi-sisi sejajar dan sudut-sudutnya siku dengan ketebalan tidak lebih dari 6 cm dan kadar air tidak lebih dari 18 persen. Kayu gergajian yang diolah langsung dari kayu bulat, wajib didukung dengan dokumen yang sah.
23. *Sawn Timber Constitutes a sawmill product derived from logs as raw material. The product is characterized with regular forms having parallel sides at right angle to each other, thickness not more than 6 cm and moisture content not to exceed 18 percent. Sawn timber produced directly from logs must be certified by a legal document.*
24. Kayu Lapis adalah panel kayu yang tersusun dari lapisan veneer dibagian luarnya, sedangkan dibagian intinya (core) bisa berupa veneer atau material lain, diikat dengan lem kemudian di-press (ditekan) sedemikian rupa sehingga menjadi panel yang kuat. Termasuk dalam artian ini adalah kayu lapis yang dilapisi lagi dengan material lain.
24. *Plywood is wood panel consisting of layers pressed together in between veneers; the core may be veneer or some other material, bound together with glue and pressed tightly together to make a strong panel. Included to this definition is plywood covered with other materials.*

ULASAN

DESCRIPTION

**Tanaman Pangan**

Di Kabupaten Magelang tahun 2024, Produktivitas palawija di Kabupaten Magelang dari tahun ke tahun terus mengalami penurunan baik luas panen maupun produksinya. Tahun 2024, produksi jagung mencapai 22.064 ton dari luas panen sebesar 2.728,65 ha. Produksi ubi kayu sebesar 16.345,42 ton dengan luas panen sebesar 707,90 ha.

**Food Crops**

*Magelang Regency in 2024, the productivity of secondary crops in Magelang Regency has continued to decline from year to year, both in the area of harvest and production. In 2024, maize production reach 22,064 tons from a harvested area of 2,728.65 ha. Cassava production is 16,345.42 tons with a harvest area of 707.90 ha.*

**Hortikultura**

Kabupaten Magelang menjadi salah satu kabupaten yang memiliki potensi pertanian hortikultura. Pada tahun 2024 komoditas yang paling mendominasi produksi tanaman sayur buah semusim di Kabupaten Magelang adalah Cabai Rawit 531.555,60 kw, diikuti dengan Cabai Keriting 340.755,75 kw, Kubis 247.857,70 kw, Tomat 208.008,80 kw, dan Petsai/Sawi 148.675,69kw.

**Horticulture**

*Magelang Regency became one of the regencies that have the potential of horticulture. In 2024, the most dominating commodity seasonal fruit vegetable crop production in Magelang Regency is chili (531,555.60 kw) followed by curly red chilli (340,755.75 kw), cabbage (247,857.70 kw), tomato (208,008.80 kw), and petsai (148,675.69 kw).*

Sedangkan pada tanaman sayuran tahunan didominasi oleh Petai 19.815,57 kuintal, diikuti Melinjo 15.023,95 kuintal, dan Jengkol 925,34 kuintal.

Produksi buah semusim yang mendominasi Kabupaten Magelang pada tahun 2024 adalah Stroberi (22.179 kuintal) kemudian diikuti Semangka (2.302 kuintal) dan Melon (814,1 kuintal)

Sedangkan untuk produksi buah tahunan, Salak mendominasi dengan total produksi mencapai 837.341,26 kuintal, diikuti Pisang 130.715,67 kuintal, dan Pepaya 52.785,31 kuintal.

Produksi tanaman hias yang mendominasi Kabupaten Magelang tahun 2024 adalah Sedap Malam 6.069.672 pohon, Mawar 5.629.323 tangkai, Pakis 1.389.101 pohon, Anggrek pot 300.745 pohon, dan Herbras 147.704 tangkai.

Produksi tanaman biofarmaka yang mendominasi Kabupaten Magelang tahun 2024 adalah komoditas jahe 2.275.725 kg, diikuti dengan kapulaga 498.672 kg, kunyit 382.993 kg, dan serai 129.935 kg.

*While annual vegetable crops were dominated by 19,815.57 quintals of Petai, followed by 15,023.95 quintals of Melinjo, and 925.34 quintals of Jengkol.*

*Production of seasonal fruit which is dominate in Magelang Regency in 2024 are Strawberry (22,179 quintals), Water Melon (2,302 quintals) and Melon (814.1 quintals)*

*While the production of annual fruit, Salak dominate by total production reach 837,341.26 quintals, followed by banana 130,715.67 quintals and papaya 52,785.31 quintals.*

*Production of ornamental plants that dominate in Magelang Regency in 2024 are Tuberose 6,069,672 tree, Rose 5,629,323 stalks, Leather Leaf Fern 1,389,101 tree, Potted Orchid 300,745 tree, and Gerbera 147,704 stalks.*

*Production of medical plants that dominates Magelang Regency in 2024 are Ginger 2,275,725 kilograms, Java Cardamom 498,672 kilograms, turmeric 382,993 kilograms, and Lemongrass 129,935 kilograms.*

## **Perkebunan**

Perkebunan di Kabupaten Magelang masih didominasi tanaman kelapa dalam (kopra). Luas areal tanaman kelapa pada tahun 2024 mencapai 5,917 ribu ha dengan produksi sebesar 5,994 ribu ton.

Selain tanaman kelapa, di Kabupaten Magelang juga ditemui banyak kebun tembakau. Luas areal tanaman tembakau mencapai 3,251 ribu ha. Pada tahun 2024 produksi tanaman tembakau mencapai 2,327 ribu ton. Hampir seluruh kecamatan di Kabupaten Magelang memproduksi tembakau kecuali tiga kecamatan yaitu Kecamatan Grabag, Kecamatan Mertoyudan, dan Kecamatan Tempuran.

## **Kehutanan**

Hutan terbagi menjadi hutan lindung dan hutan produksi. Di Kabupaten Magelang luas hutan lindung 1.396,15 hektar. Sedangkan luas hutan produksi ada 3.847,12 hektar.

Adapun produksi kayu hutan menurut jenis produksinya ada 328,33 m<sup>3</sup> kayu bulat dari hutan negara.

## **Plantation**

*Plantation in Magelang Regency is still dominated by coconut trees. The area of coconut plantations in 2024 reaches 5.917 thousand hectares with a production of 5.994 thousand tons.*

*Besides coconut trees, Magelang Regency also has many tobacco plantations. The area of the tobacco plant reaches 3.251 thousand ha. In 2024 the production of tobacco plants reach 2.327 thousand tons. Almost all sub-districts in Magelang Regency produce tobacco except three of district, they are Grabag sub-District, Mertoyudan sub-District, and Tempuran sub-District.*

## **Forestry**

*Forestry in Magelang Regency consist of protection forest 1,396.15 hectares. While production forest 3,847.12 hectares.*

*Timber production by type of product there are 328.33 m<sup>3</sup> logs from state forest.*

## Peternakan

Jenis ternak yang diusahakan di Kabupaten Magelang yaitu sapi (potong/perah), kerbau, kuda, kambing, kambing perah, domba, babi dan kelinci. Disamping itu juga diusahakan aneka ternak, termasuk unggas (ayam kampung, ayam petelur, ayam pedaging itik/itik manila, burung puyuh).

Populasi pada tahun 2024 untuk sapi (sapi perah dan sapi potong), kerbau dan kuda masing-masing tercatat sebanyak 816 ekor, 31.625 ekor, 1.350 ekor, dan 122 ekor. Sedangkan untuk populasi kambing, kambing perah, domba, dan babi tercatat sebanyak 129.765 ekor, 6.693 ekor, 81.816 ekor, 1.020 ekor, dan kelinci 7.146 ekor.

Populasi unggas terbanyak pada tahun 2024 adalah ayam pedaging yaitu sebanyak 2.640.000 ekor. Sedangkan yang paling sedikit adalah angsa yaitu sebanyak 2.102 ekor.

Produksi daging ternak pada tahun 2024 untuk sapi, domba, dan kambing masing-masing sebanyak 1.285.663 kilogram, 554.800 kilogram, dan kambing 399.456 kilogram.

## Livestock

*There are cattle endeavored in Magelang Regency, consist of dairy cattle, beef cattle, buffalo and horse, while the small cattle includes goat, sheep, pig and rabbit. Beside cattle, there are poultry (such as native chicken, layer, broiler, duck/muscovy duck, and quail).*

*In 2024, the population of cattle (dairy cattle and beef cattle), buffaloes and horses are 816 head, 31,625 head, 1,350, and 122 head. While the population of goats, dairy goat, sheep, pigs was recorded at 129,765 head, 6,693 head, 81,816 head, 1,020 head, and rabbit 25,030 head.*

*The largest poultry population in 2024 will be broiler chickens, 2,640,000 head. Meanwhile, the fewest were swan, namely 2,102.*

*Meat production in 2024 for cow, sheep, and goat each of 1,285,663 kilograms, 554,800 kilograms, and goat 399,456 kilograms.*

## **Perikanan**

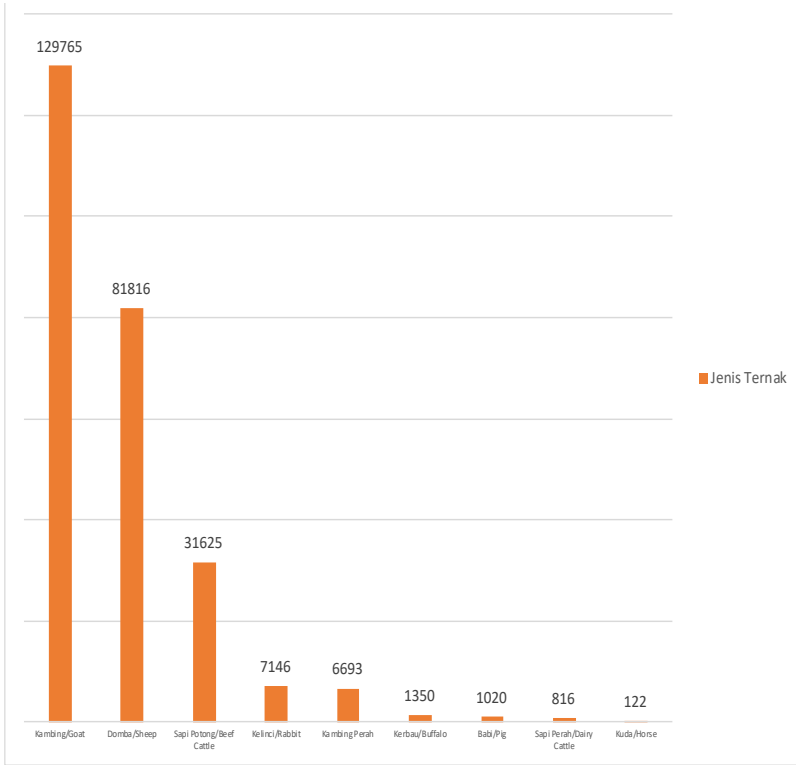
Di Kabupaten Magelang perikanan dibudidayakan di kolam dan sawah. Pada tahun 2024 luas kolam budidaya perikanan hanya 285,3 hektar, sedangkan luas sawah budidaya mencapai 2.791,4 hektar.

Perikanan di Kabupaten Magelang memproduksi ikan tawar untuk benih dan ikan tawar untuk lauk pauk. Jenis ikan yang diproduksi perikanan di Kabupaten Magelang bervariasi diantaranya lele, karper, tawes, bawal, nila, dan gurame.

## **Fishery**

*In Magelang Regency, fisheries are cultivated in ponds and rice fields. In 2024, the area of aquaculture ponds is only 285.3 hectares, while the area of cultivated rice fields will reach 2,791.4 hectares.*

*Fisheries in Magelang Regency produce fresh fish for seeds and fresh fish for side dishes. The types of fish produced by fisheries in Magelang Regency is vary, including catfish, carp, tawes, pomfret, tilapia and carp.*



Sumber/Source : Dinas Peternakan dan Perikanan Kabupaten Magelang  
Livestock and Fishery Service of Magelang regency

**Gambar** 5.1  
**Figures**

**Populasi Ternak Menurut Jenis Ternak di Kabupaten Magelang, 2024**  
***Livestock Population by Kind of Livestock in Magelang Regency, 2024***

## 5.1 TANAMAN PANGAN FOOD CROPS

**Tabel 5.1.1** Luas Lahan Sawah Menurut Kecamatan dan Jenis Pengairan di Kabupaten Magelang (hektar), 2024  
*Area of Wetland by District and Type of Irrigation in Magelang Regency (hectar), 2024*

| Kecamatan<br><i>District</i> | Irigasi<br>Irrigation | Tadah Hujan<br>Reservation | Rawa Pasang<br>Surut<br>Tides | Rawa<br>Lebak | Jumlah<br>Total |           |
|------------------------------|-----------------------|----------------------------|-------------------------------|---------------|-----------------|-----------|
| (1)                          | (2)                   | (3)                        | (4)                           | (5)           | (6)             |           |
| 1 Salaman                    | 1.171,88              | 73,50                      | –                             | –             | 1.245,38        |           |
| 2 Borobudur                  | 711,92                | –                          | –                             | –             | 711,92          |           |
| 3 Ngluwar                    | 1.156,91              | 42,50                      | –                             | –             | 1.199,41        |           |
| 4 Sa l a m                   | 1.197,82              | –                          | –                             | –             | 1.197,82        |           |
| 5 Srumbung                   | 831,63                | 5,00                       | –                             | –             | 836,63          |           |
| 6 Du k u n                   | 1.538,92              | 92,00                      | –                             | –             | 1.630,92        |           |
| 7 Muntilan                   | 1.218,00              | 135,74                     | –                             | –             | 1.353,74        |           |
| 8 Mungkid                    | 2.003,45              | –                          | –                             | –             | 2.003,45        |           |
| 9 Sawangan                   | 1.289,30              | 17,00                      | –                             | –             | 1.306,30        |           |
| 10 Candimulyo                | 162,26                | 575,25                     | –                             | –             | 737,51          |           |
| 11 Mertoyudan                | 992,03                | 41,00                      | –                             | –             | 1.033,03        |           |
| 12 Tempuran                  | 902,09                | 116,70                     | –                             | –             | 1.018,79        |           |
| 13 Kajoran                   | 1.416,28              | 82,00                      | –                             | –             | 1.498,28        |           |
| 14 Kaliangkrik               | 632,00                | 456,75                     | –                             | –             | 1.088,75        |           |
| 15 Bandongan                 | 1.906,13              | 113,56                     | –                             | –             | 2.019,69        |           |
| 16 Windusari                 | 1.207,99              | 98,40                      | –                             | –             | 1.306,39        |           |
| 17 Secang                    | 2.007,44              | 27,00                      | –                             | –             | 2.034,44        |           |
| 18 Tegalrejo                 | 479,63                | 491,00                     | –                             | –             | 970,63          |           |
| 19 Pakis                     | –                     | 94,34                      | –                             | –             | 94,34           |           |
| 20 Grabag                    | 1.562,82              | 322,00                     | –                             | –             | 1.884,82        |           |
| 21 Ngablak                   | 14,00                 | 82,48                      | –                             | –             | 96,48           |           |
|                              | 2024                  | 22.402,50                  | 2.866,22                      | –             | –               | 25.268,72 |
| Kabupaten Magelang           | 2023                  | 21.356,00                  | 3.912,00                      | –             | –               | 25.268,00 |
|                              | 2022                  | 21.356,00                  | 3.912,00                      | –             | –               | 25.268,00 |

Sumber/Source: Dinas Pertanian dan Pangan Kabupaten Magelang/Department of Agriculture and Food of Magelang Regency  
Catatan/Note: Luas lahan hasil olah berdasarkan Perda No.7 Tahun 2024/The area of cultivated land is based on Regional Regulation No.7 of 2024

**Tabel**  
**Table** 5.1.2

**Luas Lahan Bukan Sawah Menurut Kecamatan dan Penggunaannya di Kabupaten Magelang (hektar), 2024**  
**Area of Dry Field/Garden, Shifting Cultivation, Land and Temporarily Unused Land by District in Magelang Regency (hectar), 2024**

| Kecamatan<br><i>District</i> | Lahan Pertanian Bukan Sawah<br>Non-Paddy Farming Land |  |                          |                               |          |
|------------------------------|---|--|--------------------------|-------------------------------|----------|
|                              | Tegal/Kebun<br>Dry Field/<br>Garden                   | Ladang/<br>Huma<br>Shifting<br>Cultivation | Perkebunan<br>Plantation | Hutan Rakyat<br>Public Forest |          |
| (1)                          | (2)   | (3)  | (4)                      | (5)                           |          |
| 1 Salaman                    | 388,23  | 5,52                                       | 3.618,31                 | 6,07                          |          |
| 2 Borobudur                  | 620,57  | –  | 2.801,34                 | –                             |          |
| 3 Ngluwar                    | 180,77  | –  | 126,75                   | –                             |          |
| 4 Salam                      | 438,77  | –  | 428,11                   | –                             |          |
| 5 Srumbung                   | 2.862,88  | 25,08                                      | 346,52                   | –                             |          |
| 6 Dukun                      | 1.838,71  | –  | 367,78                   | –                             |          |
| 7 Muntilan                   | 234,42  | –  | 85,59                    | –                             |          |
| 8 Mungkid                    | 247,24  | –  | 322,77                   | –                             |          |
| 9 Sawangan                   | 3.156,28  | –  | 1.149,96                 | –                             |          |
| 10 Candimulyo                | 71,85   | –  | 3.070,62                 | –                             |          |
| 11 Mertoyudan                | 236,79  | –  | 680,50                   | –                             |          |
| 12 Tempuran                  | 393,27  | 8,57                                       | 1.833,69                 | –                             |          |
| 13 Kajoran                   | 1.925,95  | 11,13                                      | 2.745,65                 | 358,53                        |          |
| 14 Kaliangkrik               | 2.809,66  | 6,72                                       | 398,56                   | 83,70                         |          |
| 15 Bandongan                 | 326,17  | –  | 1.429,55                 | 35,97                         |          |
| 16 Windusari                 | 2.313,65  | –  | 1.072,37                 | 259,07                        |          |
| 17 Secang                    | 427,93  | –  | 999,29                   | –                             |          |
| 18 Tegalrejo                 | 233,68  | –  | 1.473,51                 | –                             |          |
| 19 Pakis                     | 4.348,37  | 36,33                                      | 428,47                   | –                             |          |
| 20 Grabag                    | 1.095,80  | 8,53                                       | 3.040,45                 | 609,44                        |          |
| 21 Ngablak                   | 2.871,21  | 52,86                                      | 223,15                   | 440,86                        |          |
| Kabupaten<br>Magelang        | 2024  | 27.022,20                                  | 154,74                   | 26.642,94                     | 1.793,64 |
|                              | 2023  | 38.720,00                                  | –                        | 2.507,00                      | 6.122,00 |
|                              | 2022  | 38.720,00                                  | –                        | 2.507,00                      | 6.122,00 |

Lanjutan Tabel/Continued Table 5.1.2

| Kecamatan<br><i>District</i> | Lahan Pertanian Bukan Sawah<br>Non-Paddy Farming Land |                                |   |  |                 | Lahan<br>Bukan<br>Pertanian<br>Non<br>Agricultural<br>Land |           |
|------------------------------|---|--------------------------------|---|--|-----------------|--|-----------|
|                              | Padang<br>Pengembalaan/<br>PadangRumput<br>Meadow     | Hutan<br>NegaraState<br>Forest | Sementara<br>Tidak<br>Diusahakan<br>Temporarily<br>Unused | Lainnya (<br>Kolam,<br>Empang,<br>Hutan<br>Negara)<br>Others | Jumlah<br>Total |  |           |
| (1)                          | (6)   | (7)                            | (8)   | (9)  | (10)            | (11)   |           |
| 1 Salaman                    | -   | 22,72                          | -   | -  | 4.040,85        | 1.588,41   |           |
| 2 Borobudur                  | -   | 0,00                           | -   | -  | 3.421,91        | 1.625,30   |           |
| 3 Ngluwar                    | -   | 0,00                           | -   | -  | 307,52          | 889,43   |           |
| 4 S a l a m                  | -   | 0,00                           | -   | -  | 866,88          | 1.120,07   |           |
| 5 Sumbing                    | -   | 0,00                           | -   | -  | 3.234,48        | 2.114,20   |           |
| 6 D u k u n                  | -   | 0,00                           | -   | -  | 2.206,49        | 1.922,83   |           |
| 7 Muntilan                   | -   | 0,00                           | -   | 26,48  | 346,49          | 1.335,82   |           |
| 8 Mungkid                    | -   | 0,00                           | -   | 28,29  | 598,30          | 1.420,93   |           |
| 9 Sawangan                   | 6,70  | 0,00                           | -   | 6,29   | 4.319,23        | 1.764,48   |           |
| 10 Candimulyo                | -   | 0,00                           | -   | 86,00  | 3.228,47        | 965,77   |           |
| 11 Mertoyudan                | -   | 0,00                           | -   | -  | 917,29          | 2.677,69   |           |
| 12 Tempuran                  | -   | 244,96                         | -   | -  | 2.480,49        | 1.239,56   |           |
| 13 Kajoran                   | -   | 904,89                         | -   | -  | 5.946,15        | 1.233,37   |           |
| 14 Kaliangkrik               | -   | 260,94                         | -   | -  | 3.559,58        | 983,85   |           |
| 15 Bandongan                 | -   | 192,10                         | -   | -  | 1.983,79        | 855,07   |           |
| 16 Windusari                 | -   | 288,96                         | -   | -  | 3.934,05        | 986,47   |           |
| 17 Secang                    | -   | 0,00                           | -   | -  | 1.427,22        | 1.680,91   |           |
| 18 Tegalrejo                 | -   | 0,00                           | -   | -  | 1.707,19        | 1.150,82   |           |
| 19 Pakis                     | -   | 0,00                           | -   | -  | 4.813,17        | 1.867,88   |           |
| 20 Grabag                    | -   | 131,61                         | -   | -  | 4.885,83        | 1.492,09   |           |
| 21 Ngablak                   | -   | 4,53                           | -   | -  | 3.592,61        | 996,67   |           |
| Jumlah/<br>Total             | 2024  | 6,70                           | 2.050,71  | -  | 147,06          | 57.817,99  | 29.911,62 |
|                              | 2023  | 2,00                           | 5.844,00  | 29,00  | 3.134,00        | 56.368,00  | 26.937,00 |
|                              | 2022  | 2,00                           | 5.844,00  | 29,00  | 4.920,00        | 56.368,00  | 26.937,00 |

Sumber/Source: Dinas Pertanian dan Pangan Kabupaten Magelang/Department of Agriculture and Food of Magelang Regency  
Catatan/Note: Luas lahan hasil olah berdasarkan Perda No.7 Tahun 2024/The area of cultivated land is based on Regional Regulation No.7 of 2024

**Tabel**  
**Table 5.1.3**

**Luas Panen dan Produksi Tanaman Palawija di Kabupaten  
Magelang, 2006–2024**  
*Harvested Area and Production of Secondary Crops in  
Magelang Regency, 2006–2024*

| Tahun<br>Year | Jagung/Maize                         |                                 | Ubi Kayu/Cassava                     |                                 |
|---------------|--------------------------------------|---------------------------------|--------------------------------------|---------------------------------|
|               | Luas Panen<br>Harvested Area<br>(ha) | Produksi<br>Production<br>(ton) | Luas Panen<br>Harvested Area<br>(ha) | Produksi<br>Production<br>(ton) |
| (1)           | (2)                                  | (3)                             | (4)                                  | (5)                             |
| 2006          | 12.203,00                            | 55.256,00                       | 4.033,00                             | 71.089,00                       |
| 2007          | 13.535,00                            | 68.327,00                       | 3.646,00                             | 75.857,00                       |
| 2008          | 15.489,00                            | 82.739,00                       | 3.305,00                             | 72.101,00                       |
| 2009          | 14.104,00                            | 77.470,00                       | 3.707,00                             | 82.310,00                       |
| 2010          | 13.739,00                            | 77.837,00                       | 2.898,00                             | 65.830,00                       |
| 2011          | 11.541,00                            | 63.184,00                       | 2.779,00                             | 67.383,00                       |
| 2012          | 13.616,00                            | 78.196,00                       | 2.628,00                             | 59.397,00                       |
| 2013          | 12.535,00                            | 74.187,00                       | 2.102,00                             | 50.673,00                       |
| 2014          | 10.970,00                            | 62.869,00                       | 2.070,00                             | 48.095,00                       |
| 2015          | 11.625,00                            | 67.124,00                       | 1.606,00                             | 36.899,00                       |
| 2016          | 12.186,20                            | 71.896,00                       | 1.957,70                             | 45.112,00                       |
| 2017          | 9.377,00                             | 53.244,00                       | 1.656,00                             | 35.818,00                       |
| 2018          | 8.098,00                             | 51.446,00                       | 1.226,10                             | 28.299,57                       |
| 2019          | 6.123,40                             | 41.775,69                       | 1.071,69                             | 24.919,00                       |
| 2020          | 6.666,00                             | 44.040,00                       | 1.199,00                             | 49.185,00                       |
| 2021          | 4.692,00                             | 31.458,00                       | 1.152,00                             | 27.656,00                       |
| 2022          | 4.371,00                             | 31.238,00                       | 875,00                               | 21.940,00                       |
| 2023          | 2.918,00                             | 19.031,00                       | 758,00                               | 14.232,00                       |
| 2024          | 2.728,65                             | 22.064,00                       | 707,90                               | 16.345,42                       |

Lanjutan Tabel/*Continued Table* 5.1.3

| Tahun<br>Year | Ubi Jalar/Sweet Potato               |                                 | Kacang Tanah/Peanut                  |                                 |
|---------------|--------------------------------------|---------------------------------|--------------------------------------|---------------------------------|
|               | Luas Panen<br>Harvested Area<br>(ha) | Produksi<br>Production<br>(ton) | Luas Panen<br>Harvested Area<br>(ha) | Produksi<br>Production<br>(ton) |
| (1)           | (6)                                  | (7)                             | (8)                                  | (9)                             |
| 2006          | 1.393,00                             | 28.319,00                       | 1.333,00                             | 1.813,00                        |
| 2007          | 1.599,00                             | 39.507,00                       | 1.247,00                             | 1.727,00                        |
| 2008          | 1.298,00                             | 32.261,00                       | 1.305,00                             | 1.617,00                        |
| 2009          | 1.400,00                             | 32.084,00                       | 1.084,00                             | 1.359,00                        |
| 2010          | 1.257,00                             | 31.732,00                       | 1.089,00                             | 1.431,00                        |
| 2011          | 1.177,00                             | 29.271,00                       | 888,00                               | 1.136,00                        |
| 2012          | 1.169,00                             | 27.658,00                       | 1.092,00                             | 1.419,00                        |
| 2013          | 906,00                               | 20.400,00                       | 682,00                               | 944,00                          |
| 2014          | 1.154,00                             | 28.590,00                       | 730,00                               | 1.306,00                        |
| 2015          | 957,00                               | 21.940,00                       | 453,00                               | 597,00                          |
| 2016          | 1.126,00                             | 19.756,00                       | 813,00                               | 19.918,00                       |
| 2017          | 906,00                               | 20.743,00                       | 541,00                               | 726,00                          |
| 2018          | 829,00                               | 18.959,00                       | 527,00                               | 952,00                          |
| 2019          | 754,96                               | 17.296,87                       | 462,83                               | 685,23                          |
| 2020          | 840,00                               | 17.788,00                       | 500,00                               | 660,00                          |
| 2021          | 743,00                               | 17.104,00                       | 465,00                               | 879,00                          |
| 2022          | 600,00                               | 11.946,00                       | 333,00                               | 1.559,00                        |
| 2023          | 552,00                               | 11.706,00                       | 290,00                               | 1.051,00                        |
| 2024          | 503,00                               | 10.545,80                       | 334,90                               | 852,50                          |

Sumber/Source: Dinas Pertanian dan Pangan Kabupaten Magelang/Department of Agriculture and Food of Magelang Regency

**Tabel**  
**Table 5.1.4****Luas Tanam dan Panen Tanaman Palawija Menurut Kecamatan di Kabupaten Magelang (hektar), 2024**  
**Planted Area and Harvested of Secondary Crops by District in Magelang Regency (hectar), 2024**

| Kecamatan<br><i>District</i> | Jagung/Maize               |                              | Ubi Kayu/Cassava           |                              |          |
|------------------------------|----------------------------|------------------------------|----------------------------|------------------------------|----------|
|                              | Luas Tanam<br>Planted Area | Luas Panen<br>Harvested Area | Luas Tanam<br>Planted Area | Luas Panen<br>Harvested Area |          |
| (1)                          | (2)                        | (3)                          | (4)                        | (5)                          |          |
| 1 Salaman                    | 64,50                      | 64,50                        | 106,00                     | 112,00                       |          |
| 2 Borobudur                  | 11,50                      | 11,50                        | 61,00                      | 36,00                        |          |
| 3 Ngluwar                    | 95,00                      | 95,00                        | –                          | –                            |          |
| 4 Sa la m                    | 262,50                     | 262,50                       | –                          | –                            |          |
| 5 Srumbung                   | 87,00                      | 89,00                        | 71,00                      | 82,00                        |          |
| 6 Du k u n                   | 9,00                       | 6,00                         | 45,00                      | 49,00                        |          |
| 7 Muntilan                   | 82,10                      | 78,10                        | –                          | 1,00                         |          |
| 8 Mungkid                    | 12,40                      | 12,90                        | 10,00                      | 12,00                        |          |
| 9 Sawangan                   | 18,00                      | 21,00                        | 27,00                      | 25,00                        |          |
| 10 Candimulyo                | 87,20                      | 37,20                        | 0,80                       | 14,40                        |          |
| 11 Mertoyudan                | 3,00                       | 2,00                         | 5,80                       | 10,50                        |          |
| 12 Tempuran                  | 15,70                      | 21,40                        | 22,00                      | 28,00                        |          |
| 13 Kajoran                   | 36,30                      | 39,30                        | 97,00                      | 116,00                       |          |
| 14 Kaliangkrik               | 223,40                     | 314,40                       | 34,00                      | 29,00                        |          |
| 15 Bandongan                 | 10,00                      | 13,00                        | 5,60                       | 8,70                         |          |
| 16 Windusari                 | 851,00                     | 732,00                       | 24,00                      | 23,00                        |          |
| 17 Secang                    | 109,80                     | 40,10                        | 4,00                       | 5,00                         |          |
| 18 Tegalrejo                 | 180,20                     | 278,60                       | 73,00                      | 44,00                        |          |
| 19 Pakis                     | 17,15                      | 22,25                        | 22,50                      | 37,30                        |          |
| 20 Grabag                    | 627,90                     | 566,90                       | 76,00                      | 64,00                        |          |
| 21 Ngablak                   | 26,00                      | 21,00                        | 20,00                      | 11,00                        |          |
| Kabupaten<br>Magelang        | 2024                       | 2.829,65                     | 2.728,65                   | 704,70                       | 707,90   |
|                              | 2023                       | 2.524,00                     | 2.918,00                   | 629,00                       | 758,00   |
|                              | 2022                       | 4.742,00                     | 4.373,00                   | 720,00                       | 874,50   |
|                              | 2021                       | 3.406,40                     | 4.691,60                   | 967,00                       | 1.151,50 |
|                              | 2020                       | 5.794,00                     | 6.668,00                   | 1.235,00                     | 1.198,00 |

Lanjutan Tabel/*Continued Table 5.1.4*

| Kecamatan<br>District | Ubi Jalar/Sweet Potato     |                                 | Kacang Tanah/Peanut        |                              |        |
|-----------------------|----------------------------|---------------------------------|----------------------------|------------------------------|--------|
|                       | Luas Tanam<br>Planted Area | Luas Panen<br>Harvested<br>Area | Luas Tanam<br>Planted Area | Luas Panen<br>Harvested Area |        |
| (1)                   | (6)                        | (7)                             | (8)                        | (9)                          |        |
| 1 Salaman             | 43,00                      | 53,00                           | 4,00                       | 4,00                         |        |
| 2 Borobudur           | -                          | -                               | 39,00                      | 20,00                        |        |
| 3 Ngluwar             | 8,00                       | 8,00                            | 13,00                      | 13,00                        |        |
| 4 Salam               | 2,00                       | 2,00                            | 74,00                      | 87,00                        |        |
| 5 Srumbung            | 132,00                     | 103,00                          | 41,00                      | 30,00                        |        |
| 6 Dukun               | 17,00                      | 16,00                           | -                          | -                            |        |
| 7 Muntilan            | 8,00                       | 19,00                           | 18,00                      | 26,00                        |        |
| 8 Mungkid             | 17,00                      | 19,00                           | 18,00                      | 18,00                        |        |
| 9 Sawangan            | 22,00                      | 26,00                           | 13,00                      | 11,00                        |        |
| 10 Candimulyo         | 0,30                       | 1,60                            | -                          | -                            |        |
| 11 Mertoyudan         | 0,40                       | 2,40                            | -                          | -                            |        |
| 12 Tempuran           | -                          | -                               | -                          | -                            |        |
| 13 Kajoran            | 5,00                       | 3,00                            | -                          | -                            |        |
| 14 Kaliangkrik        | 11,00                      | 13,00                           | -                          | -                            |        |
| 15 Bandongan          | 9,30                       | 6,90                            | -                          | -                            |        |
| 16 Windusari          | 229,00                     | 219,00                          | 49,00                      | 50,00                        |        |
| 17 Secang             | -                          | -                               | 3,00                       | 3,00                         |        |
| 18 Tegalrejo          | 3,00                       | 3,00                            | 65,00                      | 73,00                        |        |
| 19 Pakis              | 2,50                       | 3,00                            | -                          | -                            |        |
| 20 Grabag             | 2,00                       | -                               | -                          | -                            |        |
| 21 Ngablak            | 1,00                       | 5,00                            | -                          | -                            |        |
| Jumlah/Total          | 2024                       | 512,50                          | 502,90                     | 337,00                       | 335,00 |
|                       | 2023                       | 546,00                          | 552,00                     | 296,00                       | 290,00 |
|                       | 2022                       | 461,00                          | 600,00                     | 326,00                       | 333,00 |
|                       | 2021                       | 722,30                          | 742,90                     | 455,50                       | 464,80 |
|                       | 2020                       | 821,00                          | 840,00                     | 536,00                       | 501,00 |

Sumber/Source: Dinas Pertanian dan Pangan Kabupaten Magelang/Department of Agriculture and Food of Magelang Regency

## 5.2 HORTIKULTURA HORTICULTURE

**Tabel 5.2.1 Luas Panen Tanaman Sayuran dan Buah-buahan Semusim Menurut Kecamatan dan Jenis Tanaman di Kabupaten Magelang, 2023 dan 2024**  
*Harvested Area of Seasonal Vegetables and Fruits by District and Kind of Plant in Magelang Regency, 2023 and 2024*

| Kecamatan<br>District    | Sayuran/Vegetables             |                 |                                   |               |                               |               |
|--------------------------|--------------------------------|-----------------|-----------------------------------|---------------|-------------------------------|---------------|
|                          | BawangDaun/Scallion<br>(ha/ha) |                 | Bawang Merah/<br>Shallots (ha/ha) |               | BawangPutih/Garlic<br>(ha/ha) |               |
|                          | 2023                           | 2024            | 2023                              | 2024          | 2023                          | 2024          |
| (1)                      | (2)                            | (3)             | (4)                               | (5)           | (6)                           | (7)           |
| 1 Salaman                | -                              | -               | -                                 | -             | -                             | -             |
| 2 Borobudur              | -                              | -               | -                                 | -             | -                             | -             |
| 3 Ngluwar                | -                              | -               | -                                 | -             | -                             | -             |
| 4 Salam                  | -                              | -               | -                                 | -             | -                             | -             |
| 5 Srumbung               | -                              | -               | -                                 | -             | -                             | -             |
| 6 Dukun                  | 284,00                         | 316,00          | -                                 | -             | -                             | -             |
| 7 Muntilan               | -                              | -               | -                                 | -             | -                             | -             |
| 8 Mungkid                | -                              | -               | -                                 | -             | -                             | -             |
| 9 Sawangan               | 65,00                          | 38,00           | 59,00                             | 44,00         | -                             | 47,00         |
| 10 Candimulyo            | -                              | -               | -                                 | -             | -                             | -             |
| 11 Mertoyudan            | -                              | -               | -                                 | -             | -                             | -             |
| 12 Tempuran              | -                              | -               | -                                 | -             | -                             | -             |
| 13 Kajoran               | 286,00                         | 263,00          | 11,00                             | 3,70          | 109,00                        | 82,50         |
| 14 Kaliangkrik           | 99,00                          | 158,50          | 33,00                             | 9,00          | 214,00                        | 359,50        |
| 15 Bandongan             | -                              | -               | -                                 | -             | -                             | -             |
| 16 Windusari             | 194,00                         | 119,00          | 58,00                             | 57,00         | 81,00                         | 24,00         |
| 17 Secang                | -                              | -               | -                                 | -             | -                             | -             |
| 18 Tegalrejo             | -                              | -               | -                                 | -             | -                             | -             |
| 19 Pakis                 | 422,00                         | 479,00          | 12,00                             | 3,20          | -                             | 7,00          |
| 20 Grabag                | -                              | -               | -                                 | -             | -                             | -             |
| 21 Ngablak               | 108,00                         | 129,00          | 5,00                              | -             | -                             | -             |
| <b>KabupatenMagelang</b> | <b>1.458,00</b>                | <b>1.502,50</b> | <b>178,00</b>                     | <b>116,90</b> | <b>404,00</b>                 | <b>520,00</b> |

Lanjutan Tabel/*Continued Table 5.2.1*

| Kecamatan<br>District | Sayuran/Vegetables       |       |                              |        |  |       |
|-----------------------|--------------------------|-------|------------------------------|--------|--|-------|
|                       | Bayam/Spinach(ha/<br>ha) |       | Buncis/StringBean<br>(ha/ha) |        | Kangkung/ Water<br>Spinach<br>(ha/ ha) |       |
|                       | 2023                     | 2024  | 2023                         | 2024   | 2023                                   | 2024  |
| (1)                   | (8)                      | (9)   | (10)                         | (11)   | (12)                                   | (13)  |
| 1 Salaman             | -                        | -     | -                            | -      | -                                      | -     |
| 2 Borobudur           | 17,00                    | 18,00 | -                            | -      | 2,00                                   | 2,50  |
| 3 Ngluwar             | -                        | -     | 5,00                         | 8,00   | -                                      | -     |
| 4 Salam               | -                        | -     | 1,00                         | 2,00   | -                                      | -     |
| 5 Srumbung            | -                        | -     | 49,00                        | 29,00  | -                                      | -     |
| 6 Dukun               | -                        | -     | 319,00                       | 384,00 | -                                      | -     |
| 7 Muntilan            | -                        | -     | -                            | -      | -                                      | -     |
| 8 Mungkid             | -                        | -     | 2,00                         | 7,00   | -                                      | -     |
| 9 Sawangan            | -                        | -     | 46,00                        | -      | -                                      | -     |
| 10 Candimulyo         | -                        | 4,00  | -                            | -      | -                                      | 1,00  |
| 11 Mertoyudan         | -                        | -     | -                            | -      | 7,00                                   | 3,00  |
| 12 Tempuran           | -                        | -     | -                            | -      | -                                      | -     |
| 13 Kajoran            | -                        | -     | -                            | -      | -                                      | -     |
| 14 Kaliangkrik        | -                        | -     | -                            | -      | -                                      | -     |
| 15 Bandongan          | -                        | -     | -                            | -      | -                                      | -     |
| 16 Windusari          | -                        | -     | 33,00                        | 34,00  | -                                      | -     |
| 17 Secang             | -                        | -     | -                            | -      | -                                      | -     |
| 18 Tegalrejo          | -                        | -     | -                            | -      | -                                      | -     |
| 19 Pakis              | 64,00                    | 17,80 | 348,00                       | 379,00 | 34,00                                  | 1,00  |
| 20 Grabag             | -                        | -     | -                            | -      | -                                      | -     |
| 21 Ngablak            | -                        | -     | 78,00                        | 71,00  | -                                      | -     |
| Kabupaten Magelang    | 81,00                    | 39,80 | 881,00                       | 91,00  | 43,00                                  | 18,50 |

Lanjutan Tabel/Continued Table 5.2.1

| Kecamatan<br>District | Sayuran/Vegetables                           |          |  |        |   |        |
|-----------------------|--|----------|--|--------|---|--------|
|                       | Cabai Rawit/ Chili/<br>Cayenne Pepper(ha/ha) |          | Kembang Kol/<br>Cauliflower<br>(ha/ ha ) |        | Kacang Panjang/Long<br>Beans<br>(ha/ ha ) |        |
|                       | 2023   | 2024     | 2023                                     | 2024   | 2023                                      | 2024   |
| (1)                   | (14)   | (15)     | (16)                                     | (17)   | (18)                                      | (19)   |
| 1 Salaman             | 25,00  | 41,50    | -  | -      | -   | -      |
| 2 Borobudur           | 81,00  | 214,25   | -  | -      | -   | -      |
| 3 Ngluwar             | 39,00  | 49,70    | -  | -      | 6,00                                      | 12,00  |
| 4 Salam               | 153,00                                       | 153,30   | -  | -      | 48,00                                     | 53,00  |
| 5 Srumbung            | 201,00                                       | 215,00   | 18,00                                    | 10,00  | 48,00                                     | 42,00  |
| 6 Dukun               | 722,00                                       | 498,00   | 352,00                                   | 365,00 | 356,00                                    | 380,00 |
| 7 Muntilan            | 215,00                                       | 160,20   | -  | -      | 11,00                                     | 35,00  |
| 8 Mungkid             | 38,00  | 39,90    | -  | 1,00   | 20,00                                     | 23,00  |
| 9 Sawangan            | 245,00                                       | 219,50   | 54,00                                    | 31,00  | -   | -      |
| 10 Candimulyo         | 71,00  | 38,60    | -  | -      | -   | 3,00   |
| 11 Mertoyudan         | 4,00   | 9,50     | -  | -      | -   | -      |
| 12 Tempuran           | 10,00  | 21,30    | -  | -      | -   | -      |
| 13 Kajoran            | 82,00  | 85,20    | 36,00                                    | 40,00  | -   | -      |
| 14 Kaliangkrik        | 96,00  | 163,60   | 7,00                                     | 12,00  | -   | -      |
| 15 Bandongan          | 24,00  | 24,60    | -  | -      | -   | -      |
| 16 Windusari          | 331,00                                       | 899,00   | 20,00                                    | 21,00  | 28,00                                     | 34,00  |
| 17 Secang             | 163,00                                       | 94,40    | -  | -      | -   | -      |
| 18 Tegalrejo          | 95,00  | 56,70    | -  | -      | 6,00                                      | 8,00   |
| 19 Pakis              | 543,00                                       | 786,10   | 363,00                                   | 311,00 | 123,00                                    | 176,00 |
| 20 Grabag             | 689,00                                       | 468,90   | -  | -      | 30,00                                     | 36,00  |
| 21 Ngablak            | 224,00                                       | 292,00   | 131,00                                   | 139,00 | -   | -      |
| Kabupaten Magelang    | 4.051,00                                     | 4.531,25 | 981,00                                   | 930,00 | 676,00                                    | 802,00 |

Lanjutan Tabel/*Continued Table* 5.2.1

| Kecamatan<br>District | Sayuran/Vegetables           |        |                                |        |                             |          |
|-----------------------|------------------------------|--------|--------------------------------|--------|-----------------------------|----------|
|                       | Kentang/ Potato<br>(ha/ ha ) |        | Ketimun/ Cucumber<br>(ha/ ha ) |        | Kubis/ Cabbage<br>(ha/ ha ) |          |
|                       | 2023                         | 2024   | 2023                           | 2024   | 2023                        | 2024     |
| (1)                   | (20)                         | (21)   | (22)                           | (23)   | (24)                        | (25)     |
| 1 Salaman             | -                            | -      | -                              | -      | -                           | -        |
| 2 Borobudur           | -                            | -      | 2,00                           | -      | -                           | -        |
| 3 Ngluwar             | -                            | -      | 5,00                           | 10,00  | -                           | -        |
| 4 Salam               | -                            | -      | -                              | 2,00   | -                           | -        |
| 5 Srumbung            | -                            | -      | 24,00                          | 40,00  | -                           | -        |
| 6 Dukun               | -                            | -      | 347,00                         | 404,00 | 297,00                      | 338,00   |
| 7 Muntilan            | -                            | -      | 3,00                           | 39,00  | -                           | -        |
| 8 Mungkid             | -                            | -      | 19,00                          | 22,00  | -                           | -        |
| 9 Sawangan            | 22,00                        | 25,00  | 43,00                          | 50,00  | 215,00                      | 322,00   |
| 10 Candimulyo         | -                            | -      | -                              | -      | -                           | -        |
| 11 Mertoyudan         | -                            | -      | -                              | -      | -                           | -        |
| 12 Tempuran           | -                            | -      | -                              | -      | -                           | -        |
| 13 Kajoran            | 161,00                       | 187,00 | -                              | -      | 95,00                       | 91,00    |
| 14 Kaliangkrik        | 11,00                        | 10,50  | -                              | -      | 20,00                       | 11,00    |
| 15 Bandongan          | -                            | -      | -                              | -      | -                           | -        |
| 16 Windusari          | 15,00                        | 18,00  | 37,00                          | 39,00  | 35,00                       | 52,00    |
| 17 Secang             | -                            | -      | -                              | -      | -                           | -        |
| 18 Tegalrejo          | -                            | -      | -                              | 2,00   | -                           | -        |
| 19 Pakis              | 263,00                       | 93,50  | 143,00                         | 170,00 | 958,00                      | 1.167,00 |
| 20 Grabag             | -                            | -      | -                              | -      | 11,00                       | 33,00    |
| 21 Ngablak            | 142,00                       | 83,00  | -                              | -      | 215,00                      | 243,00   |
| Kabupaten<br>Magelang | 614,00                       | 417,00 | 623,00                         | 778,00 | 1.846,00                    | 2.257,00 |

Lanjutan Tabel/Continued Table 5.2.1

| Kecamatan<br>District | Sayuran/Vegetables              |        |                                 |      |   |          |
|-----------------------|---------------------------------|--------|---------------------------------|------|---|----------|
|                       | Labu Siam/ Chayote<br>(ha/ ha ) |        | Paprika/BellPepper<br>(ha/ ha ) |      | Petsai/Sawi/ Chinese<br>Cabbage/mustardgreen<br>(ha/ ha ) |          |
|                       | 2023                            | 2024   | 2023                            | 2024 | 2023  | 2024     |
| (1)                   | (26)                            | (27)   | (28)                            | (29) | (30)  | (31)     |
| 1 Salaman             | -                               | -      | -                               | -    | -   | -        |
| 2 Borobudur           | -                               | -      | -                               | -    | -   | -        |
| 3 Ngluwar             | -                               | -      | -                               | -    | -   | -        |
| 4 Salam               | -                               | -      | -                               | -    | -   | -        |
| 5 Srumbung            | -                               | -      | -                               | -    | -   | -        |
| 6 Dukun               | -                               | -      | -                               | -    | 179,00  | 213,00   |
| 7 Muntilan            | -                               | -      | -                               | -    | -   | -        |
| 8 Mungkid             | -                               | -      | -                               | -    | 3,00  | 5,00     |
| 9 Sawangan            | -                               | -      | -                               | -    | 159,00  | 147,00   |
| 10 Candimulyo         | -                               | -      | -                               | -    | -   | 5,00     |
| 11 Mertoyudan         | -                               | -      | -                               | -    | -   | -        |
| 12 Tempuran           | -                               | -      | -                               | -    | -   | -        |
| 13 Kajoran            | -                               | -      | -                               | -    | 127,00  | 96,00    |
| 14 Kaliangkrik        | -                               | -      | -                               | -    | 2,00  | 3,00     |
| 15 Bandongan          | -                               | -      | -                               | -    | -   | -        |
| 16 Windusari          | -                               | -      | -                               | -    | 161,00  | 209,00   |
| 17 Secang             | -                               | -      | -                               | -    | -   | -        |
| 18 Tegalrejo          | -                               | -      | -                               | -    | -   | -        |
| 19 Pakis              | 140,00                          | 86,00  | -                               | -    | 687,00  | 978,00   |
| 20 Grabag             | -                               | -      | -                               | -    | -   | -        |
| 21 Ngablak            | 24,00                           | 33,00  | -                               | -    | 142,00  | 145,00   |
| Kabupaten Magelang    | 164,00                          | 119,00 | -                               | -    | 1.460,00  | 1.801,00 |

Lanjutan Tabel/*Continued Table* 5.2.1

| Kecamatan<br>District | Sayuran/Vegetables          |        |                           |          |                            |        |
|-----------------------|-----------------------------|--------|---------------------------|----------|----------------------------|--------|
|                       | Terung/Eggplant<br>(ha/ ha) |        | Tomat/ Tomato<br>(ha/ ha) |          | Wortel/ Carrot<br>(ha/ ha) |        |
|                       | 2023                        | 2024   | 2023                      | 2024     | 2023                       | 2024   |
| (1)                   | (32)                        | (33)   | (34)                      | (35)     | (36)                       | (37)   |
| 1 Salaman             | -                           | -      | -                         | -        | -                          | -      |
| 2 Borobudur           | -                           | -      | -                         | -        | -                          | -      |
| 3 Ngluwar             | -                           | -      | 6,00                      | 11,00    | -                          | -      |
| 4 Salam               | 13,00                       | 15,50  | 6,00                      | 50,00    | -                          | -      |
| 5 Srumbung            | -                           | -      | 19,00                     | 8,00     | -                          | -      |
| 6 Dukun               | 341,00                      | 381,00 | 353,00                    | 403,00   | -                          | -      |
| 7 Muntilan            | 15,00                       | 37,00  | 12,00                     | 28,00    | -                          | -      |
| 8 Mungkid             | 17,00                       | 23,00  | 20,00                     | 22,00    | -                          | -      |
| 9 Sawangan            | -                           | -      | 51,00                     | 45,00    | -                          | -      |
| 10 Candimulyo         | -                           | 1,00   | 1,00                      | 2,00     | -                          | -      |
| 11 Mertoyudan         | -                           | -      | -                         | -        | -                          | -      |
| 12 Tempuran           | -                           | -      | -                         | -        | -                          | -      |
| 13 Kajoran            | -                           | -      | -                         | -        | -                          | -      |
| 14 Kaliangkrik        | 1,00                        | -      | 8,00                      | 6,00     | 2,00                       | 1,00   |
| 15 Bandongan          | 14,00                       | 9,70   | 15,00                     | 10,80    | -                          | -      |
| 16 Windusari          | 33,00                       | 40,00  | 37,00                     | 41,00    | -                          | -      |
| 17 Secang             | -                           | -      | -                         | -        | -                          | -      |
| 18 Tegalrejo          | -                           | -      | 4,00                      | 4,00     | -                          | -      |
| 19 Pakis              | 312,00                      | 255,00 | 471,00                    | 544,00   | 145,00                     | 74,50  |
| 20 Grabag             | -                           | -      | -                         | -        | -                          | -      |
| 21 Ngablak            | 92,00                       | 104,00 | 144,00                    | 127,00   | 98,00                      | 82,00  |
| Kabupaten Magelang    | 837,00                      | 866,20 | 1.147,00                  | 1.301,80 | 245,00                     | 157,50 |

Lanjutan Tabel/Continued Table 5.2.1

| Kecamatan<br>District | Sayuran/Vegetables   |        |  |         |  |          |
|-----------------------|--|--------|--|---------|--|----------|
|                       | Cabai Besar/TW/<br>Teropong/Chili/Big<br>chili<br>(ha/ ha) |        | Cabai Keriting / Chili/<br>Curly chili<br>(ha/ ha) |         | Jamur Tiram / King<br>Oyster Mushrooms<br>(m2/ m2) |          |
|                       | 2023   | 2024   | 2023   | 2024    | 2023   | 2024     |
| (1)                   | (38)   | (39)   | (40)   | (41)    | (42)   | (43)     |
| 1 Salaman             | -  | -      | 22,00  | 17,00   | -  | -        |
| 2 Borobudur           | -  | -      | 111,00   | 99,40   | -  | 3.130,00 |
| 3 Ngluwar             | 1,00   | -      | 23,00  | 23,10   | -  | -        |
| 4 Salam               | -  | -      | 112,00   | 101,00  | -  | -        |
| 5 Srumbung            | -  | -      | 90,00  | 107,00  | -  | -        |
| 6 Dukun               | -  | -      | 426,00   | 242,00  | -  | -        |
| 7 Muntilan            | -  | -      | 204,00   | 108,10  | -  | -        |
| 8 Mungkid             | -  | -      | 27,00  | 28,50   | -  | 128,00   |
| 9 Sawangan            | -  | -      | 350,00   | 113,00  | -  | -        |
| 10 Candimulyo         | -  | -      | 17,00  | 13,74   | -  | -        |
| 11 Mertoyudan         | -  | -      | 5,00   | 7,00    | -  | -        |
| 12 Tempuran           | -  | -      | -  | -       | -  | -        |
| 13 Kajoran            | -  | -      | 73,00  | 66,00   | -  | -        |
| 14 Kaliangkrik        | -  | -      | 78,00  | 57,60   | -  | -        |
| 15 Bandongan          | -  | -      | 14,00  | 12,20   | -  | -        |
| 16 Windusari          | -  | -      | 551,00   | 553,00  | 884,00   | 930,00   |
| 17 Secang             | -  | -      | 87,00  | 9,40    | -  | -        |
| 18 Tegalrejo          | -  | -      | 18,00  | 12,40   | -  | -        |
| 19 Pakis              | 69,00  | 26,00  | 653,00   | 883,00  | 1,00   | -        |
| 20 Grabag             | 35,00  | 36,00  | 264,00   | 137,33  | -  | -        |
| 21 Ngablak            | 119,00   | 95,00  | 201,00   | 258,00  | -  | -        |
| KabupatenMagelang     | 224,00   | 157,00 | 3326,00  | 2848,77 | 885,00   | 4.188,00 |

Lanjutan Tabel/*Continued Table* 5.2.1

| Kecamatan<br>District | Sayuran/Vegetables                           |      |                           |      | Buah–buahan/<br>Fruits   |      |
|-----------------------|--|------|---------------------------|------|--------------------------|------|
|                       | Jamur Merang /<br>StrawMushrooms<br>(m2/ m2) |      | Jamur Lainnya<br>(m2/ m2) |      | Melon/ Melon<br>(ha/ ha) |      |
|                       | 2023   | 2024 | 2023                      | 2024 | 2023                     | 2024 |
| (1)                   | (44)   | (45) | (46)                      | (47) | (48)                     | (49) |
| 1 Salaman             | -  | -    | -                         | -    | -                        | -    |
| 2 Borobudur           | -  | -    | -                         | -    | -                        | -    |
| 3 Ngluwar             | -  | -    | -                         | -    | -                        | -    |
| 4 Salam               | -  | -    | -                         | -    | -                        | -    |
| 5 Srumbung            | -  | -    | -                         | -    | -                        | -    |
| 6 Dukun               | -  | -    | -                         | -    | -                        | -    |
| 7 Muntilan            | -  | -    | -                         | -    | -                        | -    |
| 8 Mungkid             | -  | -    | -                         | -    | -                        | 5,00 |
| 9 Sawangan            | -  | -    | -                         | -    | -                        | -    |
| 10 Candimulyo         | -  | -    | -                         | -    | -                        | -    |
| 11 Mertoyudan         | -  | -    | -                         | -    | -                        | 0,20 |
| 12 Tempuran           | -  | -    | -                         | -    | -                        | -    |
| 13 Kajoran            | -  | -    | -                         | -    | -                        | -    |
| 14 Kaliangkrik        | -  | -    | -                         | -    | -                        | -    |
| 15 Bandongan          | -  | -    | -                         | -    | -                        | -    |
| 16 Windusari          | -  | -    | -                         | -    | -                        | -    |
| 17 Secang             | -  | -    | -                         | -    | -                        | -    |
| 18 Tegalrejo          | -  | -    | -                         | -    | -                        | -    |
| 19 Pakis              | -  | -    | -                         | -    | 8,00                     | -    |
| 20 Grabag             | -  | -    | -                         | -    | -                        | -    |
| 21 Ngablak            | -  | -    | -                         | -    | -                        | -    |
| Kabupaten Magelang    | -  | -    | -                         | -    | 8,00                     | 5,20 |

Lanjutan Tabel/Continued Table 5.2.1

| Kecamatan<br>District     | Buah-buahan/Fruits                |             |                                  |              |
|---------------------------|-----------------------------------|-------------|----------------------------------|--------------|
|                           | Semangka/ Water Melon<br>(ha/ ha) |             | Stroberi/ Strawberry<br>(ha/ ha) |              |
|                           | 2023                              | 2024        | 2023                             | 2024         |
| (1)                       | (50)                              | (51)        | (52)                             | (53)         |
| 1 Salaman                 | -                                 | -           | -                                | -            |
| 2 Borobudur               | -                                 | -           | -                                | -            |
| 3 Ngluwar                 | -                                 | -           | -                                | -            |
| 4 Salam                   | 2,00                              | -           | -                                | -            |
| 5 Srumbung                | -                                 | -           | -                                | -            |
| 6 Dukun                   | -                                 | -           | -                                | -            |
| 7 Muntilan                | -                                 | -           | -                                | -            |
| 8 Mungkid                 | -                                 | -           | -                                | -            |
| 9 Sawangan                | -                                 | -           | 12,00                            | 21,00        |
| 10 Candimulyo             | -                                 | -           | -                                | -            |
| 11 Mertoyudan             | -                                 | -           | -                                | -            |
| 12 Tempuran               | -                                 | -           | -                                | -            |
| 13 Kajoran                | 16,00                             | 9,00        | -                                | -            |
| 14 Kaliangkrik            | -                                 | -           | -                                | 0,50         |
| 15 Bandongan              | -                                 | -           | -                                | -            |
| 16 Windusari              | -                                 | -           | -                                | -            |
| 17 Secang                 | -                                 | -           | -                                | -            |
| 18 Tegalrejo              | -                                 | -           | 1,00                             | -            |
| 19 Pakis                  | -                                 | -           | 3,00                             | -            |
| 20 Grabag                 | -                                 | -           | -                                | -            |
| 21 Ngablak                | -                                 | -           | -                                | -            |
| <b>Kabupaten Magelang</b> | <b>18,00</b>                      | <b>9,00</b> | <b>16,00</b>                     | <b>21,50</b> |

Sumber/Source: Badan Pusat Statistik Statistik Pertanian Hortikultura SPH/BPS-Statistics Indonesia Agricultural Statistics for Horticulture SPH

**Tabel**  
**Table 5.2.2****Produksi Tanaman Sayuran dan Buah-buahan Semusim Menurut Kecamatan dan Jenis Tanaman di Kabupaten Magelang, 2023 dan 2024**  
***Production of Seasonal Vegetables and Fruits by District and Kind of Plant in Magelang Regency, 2023 and 2024***

| Kecamatan<br>District | Sayuran/Vegetables              |            |                                  |           |                                |           |
|-----------------------|---------------------------------|------------|----------------------------------|-----------|--------------------------------|-----------|
|                       | BawangDaun/Scallion<br>(kw/qui) |            | BawangMerah/Shallots<br>(kw/qui) |           | BawangPutih/Garlic(kw/<br>qui) |           |
|                       | 2023                            | 2024       | 2023                             | 2024      | 2023                           | 2024      |
| (1)                   | (2)                             | (3)        | (4)                              | (5)       | (6)                            | (7)       |
| 1 Salaman             | -                               | -          | -                                | -         | -                              | -         |
| 2 Borobudur           | -                               | -          | -                                | -         | -                              | -         |
| 3 Ngluwar             | -                               | -          | -                                | -         | -                              | -         |
| 4 Salam               | -                               | -          | -                                | -         | -                              | -         |
| 5 Srumbung            | -                               | -          | -                                | -         | -                              | -         |
| 6 Dukun               | 26.016,00                       | 38.978,00  | -                                | -         | -                              | -         |
| 7 Muntilan            | -                               | -          | -                                | -         | -                              | -         |
| 8 Mungkid             | -                               | -          | -                                | -         | -                              | -         |
| 9 Sawangan            | 6.345,00                        | 1.557,00   | 4.291,00                         | 5.005,00  | -                              | 2.820,00  |
| 10 Candimulyo         | -                               | -          | -                                | -         | -                              | -         |
| 11 Mertoyudan         | -                               | -          | -                                | -         | -                              | -         |
| 12 Tempuran           | -                               | -          | -                                | -         | -                              | -         |
| 13 Kajoran            | 30.041,00                       | 34.198,00  | 842,00                           | 201,50    | 9.584,00                       | 6.864,00  |
| 14 Kaliangkrik        | 9.091,00                        | 31.725,00  | 2.295,00                         | 1.054,50  | 15.187,00                      | 26.236,00 |
| 15 Bandongan          | -                               | -          | -                                | -         | -                              | -         |
| 16 Windusari          | 14.156,00                       | 8.135,00   | 3.731,00                         | 3.683,00  | 5.848,00                       | 1.198,00  |
| 17 Secang             | -                               | -          | -                                | -         | -                              | -         |
| 18 Tegalrejo          | -                               | -          | -                                | -         | -                              | -         |
| 19 Pakis              | 25.159,00                       | 23.615,00  | 910,00                           | 160,00    | -                              | 366,00    |
| 20 Grabag             | -                               | -          | -                                | -         | -                              | -         |
| 21 Ngablak            | 11.386,00                       | 14.560,00  | 360,00                           | -         | -                              | -         |
| Kabupaten<br>Magelang | 122.194,00                      | 152.768,00 | 12.429,00                        | 10.104,00 | 30.619,00                      | 37.484,00 |

Lanjutan Tabel/Continued Table 5.2.2

| Kecamatan<br>District | Sayuran/Vegetables         |          |                               |           |  |            |
|-----------------------|----------------------------|----------|-------------------------------|-----------|--|------------|
|                       | Bayam/ Spinach<br>(kw/qui) |          | Buncis/StringBean(kw/<br>qui) |           | CabaiRawit/Chili/Cayenne<br>Pepper<br>(kw/qui) |            |
|                       | 2023                       | 2024     | 2023                          | 2024      | 2023   | 2024       |
| (1)                   | (8)                        | (9)      | (10)                          | (11)      | (12)   | (13)       |
| 1 Salaman             | -                          | -        | -                             | -         | 4.194,00                                       | 5.464,00   |
| 2 Borobudur           | 1.113,00                   | 475,00   | -                             | -         | 26.325,00                                      | 25.805,78  |
| 3 Ngluwar             | -                          | -        | 939,00                        | 167,75    | 7.815,00                                       | 6.457,21   |
| 4 Salam               | -                          | -        | 50,00                         | 40,00     | 19.753,00                                      | 20.751,59  |
| 5 Srumbung            | -                          | -        | 2.947,00                      | 1.834,00  | 25.509,00                                      | 20.365,28  |
| 6 Dukun               | -                          | -        | 23.357,00                     | 23.050,80 | 81.695,00                                      | 81.340,79  |
| 7 Muntilan            | -                          | -        | -                             | -         | 19.273,00                                      | 14.375,11  |
| 8 Mungkid             | -                          | -        | 80,00                         | 163,90    | 5.413,00                                       | 2.960,16   |
| 9 Sawangan            | -                          | -        | 4.290,00                      | -         | 23.779,00                                      | 42.974,67  |
| 10 Candimulyo         | -                          | 160,00   | -                             | -         | 8.841,00                                       | 1.552,44   |
| 11 Mertoyudan         | -                          | -        | -                             | -         | 537,00   | 448,33     |
| 12 Tempuran           | -                          | -        | -                             | -         | 1.219,00                                       | 1.937,48   |
| 13 Kajoran            | -                          | -        | -                             | -         | 19.770,00                                      | 9.932,39   |
| 14 Kaliangkrik        | -                          | -        | -                             | -         | 14.879,00                                      | 9.593,20   |
| 15 Bandongan          | -                          | -        | -                             | -         | 3.009,00                                       | 2.790,80   |
| 16 Windusari          | -                          | -        | 2.174,00                      | 1.751,00  | 42.413,00                                      | 47.387,66  |
| 17 Secang             | -                          | -        | -                             | -         | 18.538,00                                      | 15.850,66  |
| 18 Tegalrejo          | -                          | -        | -                             | -         | 12.269,00                                      | 4.859,81   |
| 19 Pakis              | 2.995,00                   | 445,00   | 59.855,00                     | 33.470,00 | 80.977,00                                      | 87.370,21  |
| 20 Grabag             | -                          | -        | -                             | -         | 78.367,00                                      | 77.369,71  |
| 21 Ngablak            | -                          | -        | 10.194,00                     | 3.527,00  | 47.683,00                                      | 51.968,32  |
| Kabupaten<br>Magelang | 4.108,00                   | 1.080,00 | 103.886,00                    | 64.004,45 | 542.257,00                                     | 531.555,60 |

Lanjutan Tabel/*Continued Table 5.2.2*

| Kecamatan<br>District | Sayuran/Vegetables                       |           |  |        |   |           |
|-----------------------|--|-----------|--|--------|---|-----------|
|                       | Kacang Panjang/Long<br>Beans<br>(kw/qui) |           | Kangkung/ Water<br>Spinach<br>(kw/qui) |        | Kembang Kol/<br>Cauliflower<br>(kw/qui) |           |
|                       | 2023                                     | 2024      | 2023                                   | 2024   | 2023                                    | 2024      |
| (1)                   | (14)                                     | (15)      | (16)                                   | (17)   | (18)                                    | (19)      |
| 1 Salaman             | -  | -         | -                                      | -      | -                                       | -         |
| 2 Borobudur           | -  | -         | 161,00                                 | 135,00 | -                                       | -         |
| 3 Ngluwar             | 1.793,00                                 | 2.468,00  | -                                      | -      | -                                       | -         |
| 4 Salam               | 6.804,00                                 | 5.805,00  | -                                      | -      | -                                       | -         |
| 5 Srumbung            | 3.989,00                                 | 2.553,00  | -                                      | -      | 2.300,00                                | 1.194,00  |
| 6 Dukun               | 50.443,00                                | 2.690,54  | -                                      | -      | 35.713,00                               | 36.868,00 |
| 7 Muntilan            | 980,00                                   | 3.765,00  | -                                      | -      | -                                       | -         |
| 8 Mungkid             | 2.656,00                                 | 3.107,55  | -                                      | -      | -                                       | 123,50    |
| 9 Sawangan            | -  | -         | -                                      | -      | 3.777,00                                | 1.585,00  |
| 10 Candimulyo         | -  | 600,00    | -                                      | 7,00   | -                                       | -         |
| 11 Mertoyudan         | -  | -         | 1.260,00                               | 58,50  | -                                       | -         |
| 12 Tempuran           | -  | -         | -                                      | -      | -                                       | -         |
| 13 Kajoran            | -  | -         | -                                      | -      | 3.073,00                                | 2.206,10  |
| 14 Kaliangkrik        | -  | -         | -                                      | -      | 548,00                                  | 1.180,00  |
| 15 Bandongan          | -  | -         | -                                      | -      | -                                       | -         |
| 16 Windusari          | 2.265,00                                 | 2.195,00  | -                                      | -      | 1.049,00                                | 1.236,00  |
| 17 Secang             | -  | -         | -                                      | -      | -                                       | -         |
| 18 Tegalrejo          | 1.162,00                                 | 1.761,00  | -                                      | -      | -                                       | -         |
| 19 Pakis              | 21.470,00                                | 16.482,00 | 2.520,00                               | 480,00 | 27.162,00                               | 20.155,00 |
| 20 Grabag             | 4.754,00                                 | 17.772,00 | -                                      | -      | -                                       | -         |
| 21 Ngablak            | -  | -         | -                                      | -      | 18.498,00                               | 19.351,00 |
| Kabupaten Magelang    | 96.315,00                                | 59.199,09 | 3.941,00                               | 680,50 | 92.120,00                               | 83.898,60 |

Lanjutan Tabel/*Continued Table 5.2.2*

| Kecamatan<br>District | Sayuran/Vegetables          |           |                               |           |                            |            |
|-----------------------|-----------------------------|-----------|-------------------------------|-----------|----------------------------|------------|
|                       | Kentang/ Potato<br>(kw/qui) |           | Ketimun/ Cucumber<br>(kw/qui) |           | Kubis/ Cabbage<br>(kw/qui) |            |
|                       | 2023                        | 2024      | 2023                          | 2024      | 2023                       | 2024       |
| (1)                   | (20)                        | (21)      | (22)                          | (23)      | (24)                       | (25)       |
| 1 Salaman             | -                           | -         | -                             | -         | -                          | -          |
| 2 Borobudur           | -                           | -         | 165,00                        | -         | -                          | -          |
| 3 Ngluwar             | -                           | -         | 1.683,00                      | 1.074,50  | -                          | -          |
| 4 Salam               | -                           | -         | -                             | 200,00    | -                          | -          |
| 5 Srumbung            | -                           | -         | 2.033,00                      | 2.788,00  | -                          | -          |
| 6 Dukun               | -                           | -         | 44.537,00                     | 16.496,24 | 26.142,00                  | 29.097,70  |
| 7 Muntilan            | -                           | -         | 493,00                        | 9.488,00  | -                          | -          |
| 8 Mungkid             | -                           | -         | 4.492,00                      | 11.276,70 | -                          | -          |
| 9 Sawangan            | 2.553,00                    | 3.200,00  | 4.586,00                      | 3.145,00  | 18.974,00                  | 59.222,00  |
| 10 Candimulyo         | -                           | -         | -                             | -         | -                          | -          |
| 11 Mertoyudan         | -                           | -         | -                             | -         | -                          | -          |
| 12 Tempuran           | -                           | -         | -                             | -         | -                          | -          |
| 13 Kajoran            | 37.201,00                   | 42.236,00 | -                             | -         | 21.007,00                  | 18.470,00  |
| 14 Kaliangkrik        | 1.392,00                    | 1.351,00  | -                             | -         | 2.251,00                   | 909,00     |
| 15 Bandongan          | -                           | -         | -                             | -         | -                          | -          |
| 16 Windusari          | 1.774,00                    | 2.125,00  | 3.708,00                      | 3.739,00  | 2.714,00                   | 4.602,00   |
| 17 Secang             | -                           | -         | -                             | -         | -                          | -          |
| 18 Tegalrejo          | -                           | -         | -                             | 610,00    | -                          | -          |
| 19 Pakis              | 32.640,00                   | 15.814,00 | 22.580,00                     | 7.340,00  | 71.795,00                  | 81.897,00  |
| 20 Grabag             | -                           | -         | -                             | -         | 1.959 ,00                  | 9.774,00   |
| 21 Ngablak            | 24.140,00                   | 14.145,00 | -                             | -         | 34.400,00                  | 43.886,00  |
| Kabupaten<br>Magelang | 99.700,00                   | 78.871,00 | 84.277,00                     | 56.157,44 | 179.242,00                 | 247.857,70 |

Lanjutan Tabel/*Continued Table* 5.2.2

| Kecamatan<br>District | Sayuran/Vegetables             |           |                                     |      |                            |           |
|-----------------------|--------------------------------|-----------|-------------------------------------|------|----------------------------|-----------|
|                       | Labu Siam/ Chayote<br>(kw/qui) |           | Paprika/ Bell<br>Pepper<br>(kw/qui) |      | Wortel/ Carrot<br>(kw/qui) |           |
|                       | 2023                           | 2024      | 2023                                | 2024 | 2023                       | 2024      |
| (1)                   | (26)                           | (27)      | (28)                                | (29) | (30)                       | (31)      |
| 1 Salaman             | -                              | -         | -                                   | -    | -                          | -         |
| 2 Borobudur           | -                              | -         | -                                   | -    | -                          | -         |
| 3 Ngluwar             | -                              | -         | -                                   | -    | -                          | -         |
| 4 Salam               | -                              | -         | -                                   | -    | -                          | -         |
| 5 Srumbung            | -                              | -         | -                                   | -    | -                          | -         |
| 6 Dukun               | -                              | -         | -                                   | -    | -                          | -         |
| 7 Muntilan            | -                              | -         | -                                   | -    | -                          | -         |
| 8 Mungkid             | -                              | -         | -                                   | -    | -                          | -         |
| 9 Sawangan            | -                              | -         | -                                   | -    | -                          | -         |
| 10 Candimulyo         | -                              | -         | -                                   | -    | -                          | -         |
| 11 Mertoyudan         | -                              | -         | -                                   | -    | -                          | -         |
| 12 Tempuran           | -                              | -         | -                                   | -    | -                          | -         |
| 13 Kajoran            | -                              | -         | -                                   | -    | -                          | -         |
| 14 Kaliangkrik        | -                              | -         | -                                   | -    | 167,00                     | 95,00     |
| 15 Bandongan          | -                              | -         | -                                   | -    | -                          | -         |
| 16 Windusari          | -                              | -         | -                                   | -    | -                          | -         |
| 17 Secang             | -                              | -         | -                                   | -    | -                          | -         |
| 18 Tegalrejo          | -                              | -         | -                                   | -    | -                          | -         |
| 19 Pakis              | 23.105,00                      | 7.294,00  | -                                   | -    | 12.138,00                  | 3.816,00  |
| 20 Grabag             | -                              | -         | -                                   | -    | -                          | -         |
| 21 Ngablak            | 8.256,00                       | 4.377,00  | -                                   | -    | 18.098,00                  | 16.801,00 |
| Kabupaten Magelang    | 31.361,00                      | 11.671,00 | -                                   | -    | 30.403,00                  | 20.712,00 |

Lanjutan Tabel/Continued Table 5.2.2

| Kecamatan<br>District | Sayuran/Vegetables                                       |            |                              |           |                           |            |
|-----------------------|--|------------|------------------------------|-----------|---------------------------|------------|
|                       | Petsai/Sawi/ Chinese<br>Cabbage/mustardgreen<br>(kw/qui) |            | Terung/ Eggplant<br>(kw/qui) |           | Tomat/ Tomato<br>(kw/qui) |            |
|                       | 2023   | 2024       | 2023                         | 2024      | 2023                      | 2024       |
| (1)                   | (32)   | (33)       | (34)                         | (35)      | (36)                      | (37)       |
| 1 Salaman             | -  | -          | -                            | -         | -                         | -          |
| 2 Borobudur           | -  | -          | -                            | -         | -                         | -          |
| 3 Ngluwar             | -  | -          | -                            | -         | 1.556,00                  | 858,20     |
| 4 Salam               | -  | -          | 1.003,00                     | 2.087,00  | 442,00                    | 6.401,00   |
| 5 Srumbung            | -  | -          | -                            | -         | 1.635,00                  | 562,00     |
| 6 Dukun               | 10.363,00  | 9.919,69   | 35.718,00                    | 22.755,44 | 94.492,00                 | 92.034,50  |
| 7 Muntilan            | -  | -          | 1.818,00                     | 6.492,00  | 1.244,00                  | 4.216,00   |
| 8 Mungkid             | 376,00   | 619,00     | 5.025,00                     | 7.991,00  | 5.874,00                  | 8.729,80   |
| 9 Sawangan            | 13.645,00  | 15.120,00  | -                            | -         | 4.857,00                  | 2.252,00   |
| 10 Candimulyo         | -  | 500,00     | -                            | 150,00    | 82,00                     | 140,00     |
| 11 Mertoyudan         | -  | -          | -                            | -         | -                         | -          |
| 12 Tempuran           | -  | -          | -                            | -         | -                         | -          |
| 13 Kajoran            | 19.157,00  | 14.251,00  | -                            | -         | -                         | -          |
| 14 Kaliangkrik        | 176,00   | 259,00     | 20,00                        | -         | 714,00                    | 401,50     |
| 15 Bandongan          | -  | -          | 1.429,00                     | 1.237,20  | 1.858,00                  | 1.162,80   |
| 16 Windusari          | 11.501,00  | 16.102,00  | 2.707,00                     | 3.329,00  | 3.142,00                  | 3.090,00   |
| 17 Secang             | -  | -          | -                            | -         | -                         | -          |
| 18 Tegalrejo          | -  | -          | -                            | -         | 874,00                    | 645,00     |
| 19 Pakis              | 51.053,00  | 63.528,00  | 44.175,00                    | 24.120,00 | 67.905,00                 | 46.991,00  |
| 20 Grabag             | -  | -          | -                            | -         | -                         | -          |
| 21 Ngablak            | 27.116,00  | 28.377,00  | 11.237,00                    | 18.815,50 | 34.166,00                 | 40.525,00  |
| Kabupaten<br>Magelang | 133.387,00   | 148.675,69 | 103.131,00                   | 86.977,14 | 218.841,00                | 208.008,80 |

Lanjutan Tabel/Continued Table 5.2.2

| Kecamatan<br>District | Sayuran/Vegetables                                      |          |  |            |   |      |
|-----------------------|---|----------|--|------------|---|------|
|                       | Cabai Besar/TW/Teropong/<br>Chili/Big chili<br>(kw/qui) |          | Cabai Keriting/Chili/Curlly<br>chili<br>(kw/qui) |            | Jamur Tiram/King<br>Oyster Mushrooms<br>(kg/kg) |      |
|                       | 2023  | 2024     | 2023   | 2024       | 2023  | 2024 |
| (1)                   | (38)  | (39)     | (40)   | (41)       | (42)  | (43) |
| 1 Salaman             | -   | -        | 3.341,00   | 2.531,30   | -   | -    |
| 2 Borobudur           | -   | -        | 25.371,00  | 16.607,86  | -   | -    |
| 3 Ngluwar             | 68,00   | -        | 3.451,00   | 1.904,60   | -   | -    |
| 4 Salam               | -   | -        | 10.391,00  | 9.998,82   | -   | -    |
| 5 Srumbung            | -   | -        | 11.091,00  | 8.981,85   | -   | -    |
| 6 Dukun               | -   | -        | 42.858,00  | 40.276,46  | -   | -    |
| 7 Muntilan            | -   | -        | 18.283,00  | 8.110,20   | -   | -    |
| 8 Mungkid             | -   | -        | 3.436,00   | 2.298,54   | -   | -    |
| 9 Sawangan            | -   | -        | 26.457,00  | 19.559,54  | -   | -    |
| 10 Candimulyo         | -   | -        | 1.924,00   | 566,51     | -   | -    |
| 11 Mertoyudan         | -   | -        | 518,00   | 290,00     | -   | -    |
| 12 Tempuran           | -   | -        | -  | -          | -   | -    |
| 13 Kajoran            | -   | -        | 13.808,00  | 7.387,58   | -   | -    |
| 14 Kaliangkrik        | -   | -        | 15.375,00  | 4.188,20   | -   | -    |
| 15 Bandongan          | -   | -        | 1.378,00   | 1.444,76   | -   | -    |
| 16 Windusari          | -   | -        | 67.903,00  | 61.149,24  | 884,00  | -    |
| 17 Secang             | -   | -        | 11.488,00  | 540,52     | -   | -    |
| 18 Tegalrejo          | -   | -        | 2.115,00   | 808,36     | -   | -    |
| 19 Pakis              | 6.255,00  | 1.876,00 | 120.014,00                                       | 108.600,20 | 1,00  | -    |
| 20 Grabag             | 4.352,00  | 3.642,84 | 33.141,00  | 26.617,90  | -   | -    |
| 21 Ngablak            | 25.946,00   | 3.153,00 | 30.458,00  | 18.893,31  | -   | -    |
| Kabupaten<br>Magelang | 36.621,00   | 8.671,84 | 442.801,00                                       | 340.755,75 | 885,00  | -    |

Lanjutan Tabel/Continued Table 5.2.2

| Kecamatan<br>District | Sayuran/Vegetables                          |      |                           |      | Buah-buahan/Fruits         |        |
|-----------------------|---|------|---------------------------|------|----------------------------|--------|
|                       | Jamur Merang /<br>StrawMushrooms<br>(kg/kg) |      | Jamur Lainnya<br>(kg/ kg) |      | Melon/ Melon<br>(kw/ qui ) |        |
|                       | 2023  | 2024 | 2023                      | 2024 | 2023                       | 2024   |
| (1)                   | (44)  | (45) | (46)                      | (47) | (48)                       | (49)   |
| 1 Salaman             | -   | -    | -                         | -    | -                          | -      |
| 2 Borobudur           | -   | -    | -                         | -    | -                          | -      |
| 3 Ngluwar             | -   | -    | -                         | -    | -                          | -      |
| 4 Salam               | -   | -    | -                         | -    | -                          | -      |
| 5 Srumbung            | -   | -    | -                         | -    | -                          | -      |
| 6 Dukun               | -   | -    | -                         | -    | -                          | -      |
| 7 Muntilan            | -   | -    | -                         | -    | -                          | -      |
| 8 Mungkid             | -   | -    | -                         | -    | -                          | 810,10 |
| 9 Sawangan            | -   | -    | -                         | -    | -                          | -      |
| 10 Candimulyo         | -   | -    | -                         | -    | -                          | -      |
| 11 Mertoyudan         | -   | -    | -                         | -    | -                          | 4,00   |
| 12 Tempuran           | -   | -    | -                         | -    | -                          | -      |
| 13 Kajoran            | -   | -    | -                         | -    | -                          | -      |
| 14 Kaliangkrik        | -   | -    | -                         | -    | -                          | -      |
| 15 Bandongan          | -   | -    | -                         | -    | -                          | -      |
| 16 Windusari          | -   | -    | -                         | -    | -                          | -      |
| 17 Secang             | -   | -    | -                         | -    | -                          | -      |
| 18 Tegalrejo          | -   | -    | -                         | -    | -                          | -      |
| 19 Pakis              | -   | -    | -                         | -    | 540,00                     | -      |
| 20 Grabag             | -   | -    | -                         | -    | -                          | -      |
| 21 Ngablak            | -   | -    | -                         | -    | -                          | -      |
| Kabupaten Magelang    | -   | -    | -                         | -    | 540,00                     | 814,10 |

Lanjutan Tabel/*Continued Table* 5.2.2

| Kecamatan<br>District     | Buah-buahan/Fruits                |                  |                                    |                 |
|---------------------------|-----------------------------------|------------------|------------------------------------|-----------------|
|                           | Stroberi/ Strawberry<br>(kw/ qui) |                  | Semangka/ Water Melon<br>(kw/ qui) |                 |
|                           | 2023                              | 2024             | 2023                               | 2024            |
|                           | (1)                               | (50)             | (51)                               | (52)            |
| 1 Salaman                 | -                                 | -                | -                                  | -               |
| 2 Borobudur               | -                                 | -                | -                                  | -               |
| 3 Ngluwar                 | -                                 | -                | -                                  | -               |
| 4 Salam                   | -                                 | -                | 135,00                             | -               |
| 5 Srumbung                | -                                 | -                | -                                  | -               |
| 6 Dukun                   | -                                 | -                | -                                  | -               |
| 7 Muntilan                | -                                 | -                | -                                  | -               |
| 8 Mungkid                 | -                                 | -                | -                                  | -               |
| 9 Sawangan                | 3.954,00                          | 22.090,00        | -                                  | -               |
| 10 Candimulyo             | -                                 | -                | -                                  | -               |
| 11 Mertoyudan             | -                                 | -                | -                                  | -               |
| 12 Tempuran               | -                                 | -                | -                                  | -               |
| 13 Kajoran                | -                                 | -                | 2.259,00                           | 2.302,00        |
| 14 Kaliasrik              | -                                 | 89,00            | -                                  | -               |
| 15 Bandongan              | -                                 | -                | -                                  | -               |
| 16 Windusari              | -                                 | -                | -                                  | -               |
| 17 Secang                 | -                                 | -                | -                                  | -               |
| 18 Tegalrejo              | 220,00                            | -                | -                                  | -               |
| 19 Pakis                  | 636,00                            | -                | -                                  | -               |
| 20 Grabag                 | -                                 | -                | -                                  | -               |
| 21 Ngablak                | -                                 | -                | -                                  | -               |
| <b>Kabupaten Magelang</b> | <b>4.810,00</b>                   | <b>22.179,00</b> | <b>2.394,00</b>                    | <b>2.302,00</b> |

Catatan/Note: Angka sementara

Sumber/Source: Badan Pusat Statistik, Statistik Pertanian Hortikultura SPH/BPS-Statistic Indonesia, Agricultural Statistics for Horticulture SPH

**Tabel**  
**Table** 5.2.3

**Luas Panen Tanaman Sayuran dan Buah-Buahan Semusim Menurut Jenis Tanaman di Kabupaten Magelang, 2021–2024**  
**Harvested Area of Seasonal Vegetables and Fruits by Kind of Plant in Magelang Regency, 2021–2024**

| Jenis Tanaman<br>Kind of Plants              | Satuan<br>Unit                 | 2021     | 2022     | 2023     | 2024     |
|--|--------------------------------|----------|----------|----------|----------|
| (1)  | (2)                            | (3)      | (4)      | (5)      | (6)      |
| Bawang Daun/ Scallion                        | ha/ha                          | 1.669,00 | 1.677,00 | 1.458,00 | 1.502,50 |
| Bawang Merah/ Shallots                       | ha/ha                          | 160,00   | 184,00   | 178,00   | 116,90   |
| Bawang Putih/ Garlic                         | ha/ha                          | 626,00   | 723,00   | 404,00   | 520,00   |
| Bayam/ Spinach                               | ha/ha                          | 44,00    | 81,00    | 81,00    | 39,80    |
| Buncis/ string bean                          | ha/ha                          | 892,00   | 943,00   | 881,00   | 914,00   |
| CabaiRawit/Chili/CayennePepper               | ha/ha                          | 3.279,00 | 3.829,00 | 4.051,00 | 4.531,25 |
| KacangPanjang/LongBeans                      | ha/ha                          | 683,00   | 675,00   | 676,00   | 802,00   |
| Kangkung/ Water Spinach                      | ha/ha                          | 24,00    | 35,00    | 43,00    | 18,50    |
| Kembang Kol/ Cauliflower                     | ha/ha                          | 1.064,00 | 1.106,00 | 981,00   | 930,00   |
| Kentang/ Potato                              | m <sup>2</sup> /m <sup>2</sup> | 467,00   | 536,00   | 614,00   | 417,00   |
| Ketimun/ Cucumber                            | m <sup>2</sup> /m <sup>2</sup> | 571,00   | 585,00   | 623,00   | 778,00   |
| Kubis/ Cabbage                               | m <sup>2</sup> /m <sup>2</sup> | 2.505,00 | 2.466,00 | 1.846,00 | 2.257,00 |
| Labu Siam/ Chayote                           | ha/ha                          | 185,00   | 163,00   | 164,00   | 119,00   |
| Melon/ Melon                                 | ha/ha                          | 20,00    | 48,00    | 8,00     | 5,20     |
| Paprika/ Bell Pepper                         | ha/ha                          | 8,00     | 13,00    | –        | –        |
| Petsai/Sawi/ChineseCabbage/<br>mustard green | ha/ha                          | 2.178,00 | 2.000,00 | 1.460,00 | 1.801,00 |
| Semangka/ Watermelon                         | ha/ha                          | 9,00     | 13,00    | 18,00    | 9,00     |
| Stroberi/ Strawberry                         | ha/ha                          | 7,00     | 8,00     | 16,00    | 21,50    |
| Terung/ Eggplant                             | ha/ha                          | 754,00   | 780,00   | 837,00   | 866,20   |
| Tomat/ Tomato                                | ha/ha                          | 1.277,00 | 1.185,00 | 1.147,00 | 1.301,80 |
| Wortel/ Carrot                               | ha/ha                          | 419,00   | 309,00   | 245,00   | 157,50   |
| CabaiBesar/TW/Teropong/Chili/<br>Big chili   | ha/ha                          | 2.520,00 | 301,00   | 224,00   | 157,00   |
| CabaiKeriting/Chili/Curlychili               | ha/ha                          | 1.159,00 | 3.332,00 | 3.326,00 | 2.848,77 |
| JamurTiram/KingOysterMushroom                | ha/ha                          | ...      | ...      | 885,00   | 4.188,00 |
| JamurMerang/StrawMushroom                    | ha/ha                          | –        | –        | –        | –        |
| Jamur Lainnya/ Mushroom                      | ha/ha                          | –        | –        | –        | –        |

Catatan/Note: Angka sementara

Sumber/Source: Badan Pusat Statistik, Statistik Pertanian Hortikultura SPH/BPS – Statistik Indonesia, Agricultural Statistics for Horticulture SPH

**Tabel**  
**Table 5.2.4****Produksi Tanaman Sayuran dan Buah–Buahan Semusim Menurut Jenis Tanaman di Kabupaten Magelang, 2021–2024**  
***Production of Seasonal Vegetables and Fruits by Kind of Plant in Magelang Regency, 2021– 2024***

| Jenis Tanaman<br>Kind of Plants           | Satuan Unit | 2021       | 2022       | 2023       | 2024       |
|---|-------------|------------|------------|------------|------------|
| (1)                                       | (2)         | (3)        | (4)        | (5)        | (6)        |
| BawangDaun/Scallion                       | kw/qui      | 122.831,00 | 148.565,00 | 122.194,00 | 152.768,00 |
| BawangMerah/Shallots                      | kw/qui      | 13.520,00  | 12.416,00  | 12.429,00  | 10.104,00  |
| Bawang Putih/ Garlic                      | kw/qui      | 52.865,00  | 48.611,00  | 30.619,00  | 37.484,00  |
| Bayam/ Spinach                            | kw/qui      | 1.480,00   | 3.857,00   | 4.108,00   | 1.080,00   |
| Buncis/ String bean                       | kw/qui      | 47.963,00  | 64.135,00  | 103.886,00 | 64.004,45  |
| CabaiRawit/Chili/Cayenne Pepper           | kw/qui      | 279.080,00 | 511.557,00 | 542.257,00 | 531.555,60 |
| KacangPanjang/Long Beans                  | kw/qui      | 105.473,00 | 92.650,00  | 96.315,00  | 59.199,09  |
| Kangkung/WaterSpinach                     | kw/qui      | 4.190,00   | 4.487,00   | 3.941,00   | 680,50     |
| KembangKol/Cauliflower                    | kw/qui      | 99.226,00  | 93.541,00  | 92.120,00  | 83.898,60  |
| Kentang/ Potato                           | kw/qui      | 59.270,00  | 54.374,00  | 99.700,00  | 78.871,00  |
| Ketimun/ Cucumber                         | kw/qui      | 62.760,00  | 68.270,00  | 84.277,00  | 56.157,44  |
| Kubis/ Cabbage                            | kw/qui      | 327.417,00 | 239.528,00 | 179.242,00 | 247.857,70 |
| Labu Siam/ Chayote                        | kw/qui      | 23.461,00  | 14.884,00  | 31.361,00  | 11.671,00  |
| Melon/ Melon                              | kw/qui      | 3.076,00   | 5.728,00   | 540,00     | 814,10     |
| Paprika/ Bell Pepper                      | kw/qui      | 138,00     | 300,00     | –          | –          |
| Petsai/Sawi/ Chinese Cabbage/mustardgreen | kw/qui      | 159.261,00 | 174.642,00 | 133.387,00 | 148.675,69 |
| Semangka/Watermelon                       | kw/qui      | 1.221,00   | 891,00     | 2.394,00   | 2.302,00   |
| Stroberi/ Strawberry                      | kw/qui      | 1.585,00   | 2.808,00   | 4.810,00   | 22.179,00  |
| Terung/ Eggplant                          | kw/qui      | 69.230,00  | 76.361,00  | 103.131,00 | 86.977,14  |
| Tomat/ Tomato                             | kw/qui      | 180.997,00 | 187.427,00 | 218.841,00 | 208.008,80 |
| Wortel/ Carrot                            | kw/qui      | 56.570,00  | 38.840,00  | 30.403,00  | 20.712,00  |
| CabaiBesar/TW/Teropong/ Chili/Big chili   | kw/qui      | 170.261,00 | 54.777,00  | 36.621,00  | 8.671,84   |
| CabaiKeriting/Chili/Curlly chili          | kw/qui      | 121.048,00 | 407.329,00 | 442.801,00 | 340.755,75 |
| JamurTiram/KingOyster Mushroom            | kg/kg       | –          | 478,00     | 885,00     | –          |
| Jamur Merang/ Straw Mushroom              | kg/kg       | –          | –          | –          | –          |
| JamurLainnya/Mushroom                     | kg/kg       | –          | –          | –          | –          |

Catatan/Note: Angka sementara

Sumber/Source: Badan Pusat Statistik Statistik Pertanian Hortikultura SPH/BPS– Statistics Indonesia Agriculture Statistic for Horticulture SPH

**Tabel**  
**Table 5.2.5****Luas Panen Tanaman Biofarmaka Menurut Kecamatan dan Jenis Tanaman di Kabupaten Magelang, 2023 dan 2024**  
**Harvested Area of Medicinal Plants by District and Kind of Plant in Magelang Regency, 2023 and 2024**

| Kecamatan<br>District         | Jeruk Nipis/ Lime<br>(pohon/ tree ) |                 | Jahe/ Ginger<br>(m <sup>2</sup> /m <sup>2</sup> ) |                   | Kapulaga/JavaCardamom<br>(m <sup>2</sup> /m <sup>2</sup> ) |                   |
|-------------------------------|-------------------------------------|-----------------|---|-------------------|--|-------------------|
|                               | 2023                                | 2024            | 2023  | 2024              | 2023   | 2024              |
| (1)                           | (2)                                 | (3)             | (4)   | (5)               | (6)  | (7)               |
| 1 Salaman                     | -                                   | -               | 182.500,00  | 178.200,00        | 40.000,00  | 39.500,00         |
| 2 Borobudur                   | 9.700,00                            | 3.350,00        | 3.000,00  | 5.080,00          | 5.000,00   | 1.461,00          |
| 3 Ngluwar                     | -                                   | -               | 4.000,00  | 4.000,00          | -  | -                 |
| 4 Salam                       | -                                   | -               | -   | -                 | -  | -                 |
| 5 Srumbung                    | -                                   | -               | -   | -                 | -  | -                 |
| 6 Dukun                       | -                                   | -               | -   | -                 | -  | -                 |
| 7 Muntilan                    | -                                   | -               | -   | -                 | -  | -                 |
| 8 Mungkid                     | -                                   | -               | 500,00  | 200,00            | -  | -                 |
| 9 Sawangan                    | -                                   | 1.000,00        | 18.000,00   | 17.000,00         | 16.000,00  | 20.000,00         |
| 10 Candimulyo                 | -                                   | -               | -   | 7.000,00          | 31.000,00  | 38.000,00         |
| 11 Mertoyudan                 | -                                   | -               | -   | -                 | -  | -                 |
| 12 Tempuran                   | -                                   | -               | 290.000,00  | 210.000,00        | 95.000,00  | 97.500,00         |
| 13 Kajoran                    | -                                   | -               | 60.000,00   | 67.000,00         | 11.000,00  | 13.000,00         |
| 14 Kaliangkrik                | 730,00                              | 1.097,00        | 2.500,00  | 1.500,00          | -  | -                 |
| 15 Bandongan                  | -                                   | -               | 3.500,00  | 26.500,00         | -  | -                 |
| 16 Windusari                  | -                                   | -               | 97.000,00   | 149.000,00        | -  | -                 |
| 17 Secang                     | -                                   | -               | 100.800,00  | 40.000,00         | 170.000,00   | 60.000,00         |
| 18 Tegalrejo                  | 300,00                              | 1.825,00        | 8.900,00  | 1.100,00          | 10.000,00  | 14.000,00         |
| 19 Pakis                      | -                                   | -               | 1.030,00  | 10.000,00         | 1.057,00   | 1.257,00          |
| 20 Grabag                     | -                                   | -               | 253.500,00  | 133.475,00        | 850.800,00   | -                 |
| 21 Ngablak                    | -                                   | -               | 2.300,00  | 2.950,00          | -  | -                 |
| <b>Kabupaten<br/>Magelang</b> | <b>10.730,00</b>                    | <b>7.272,00</b> | <b>1.027.530,00</b>                               | <b>853.005,00</b> | <b>1.229.857,00</b>  | <b>284.718,00</b> |

Lanjutan Tabel/*Continued Table 5.2.5*

| Kecamatan<br>District | Keji Beling/<br>Verbenaceae<br>(m <sup>2</sup> /m <sup>2</sup> ) |      | Kencur/ East Indian<br>Galangal<br>(m <sup>2</sup> /m <sup>2</sup> ) |           | Kunyit/ Turmeric<br>(m <sup>2</sup> /m <sup>2</sup> ) |            |
|-----------------------|--|------|--|-----------|---|------------|
|                       | 2023   | 2024 | 2023   | 2024      | 2023  | 2024       |
| (1)                   | (8)  | (9)  | (10)   | (11)      | (12)  | (13)       |
| 1 Salaman             | ...  | ...  | 99.800,00  | 8.000,00  | 6.500,00  | 15.000,00  |
| 2 Borobudur           | ...  | ...  | 4.900,00   | 1.300,00  | 3.500,00  | 815,00     |
| 3 Ngluwar             | ...  | ...  | 200,00   | 200,00    | 240,00  | 100,00     |
| 4 Salam               | ...  | ...  | -  | -         | -   | -          |
| 5 Srumbung            | ...  | ...  | -  | -         | -   | -          |
| 6 Dukun               | ...  | ...  | -  | -         | -   | -          |
| 7 Muntilan            | ...  | ...  | -  | -         | -   | -          |
| 8 Mungkid             | ...  | ...  | -  | 100,00    | -   | 100,00     |
| 9 Sawangan            | ...  | ...  | -  | -         | -   | -          |
| 10 Candimulyo         | ...  | ...  | -  | -         | 2.000,00  | 700,00     |
| 11 Mertoyudan         | ...  | ...  | -  | -         | -   | -          |
| 12 Tempuran           | ...  | ...  | 11.000,00  | 10.000,00 | 16.000,00   | 14.000,00  |
| 13 Kajoran            | ...  | ...  | -  | -         | 85.000,00   | 80.000,00  |
| 14 Kaliangkrik        | ...  | ...  | -  | -         | -   | -          |
| 15 Bandongan          | ...  | ...  | 2.000,00   | -         | 2.500,00  | 9.000,00   |
| 16 Windusari          | ...  | ...  | -  | -         | -   | -          |
| 17 Secang             | ...  | ...  | -  | -         | 10.250,00   | 8.000,00   |
| 18 Tegalrejo          | ...  | ...  | -  | -         | 62.500,00   | 35.000,00  |
| 19 Pakis              | ...  | ...  | -  | -         | -   | -          |
| 20 Grabag             | ...  | ...  | -  | -         | -   | -          |
| 21 Ngablak            | ...  | ...  | -  | -         | -   | -          |
| Kabupaten<br>Magelang | ...  | ...  | 117.900,00   | 19.600,00 | 188.490,00  | 162.715,00 |

Lanjutan Tabel/*Continued Table 5.2.5*

| Kecamatan<br>District | Laos/Lengkuas/Galanga<br>(m <sup>2</sup> /m <sup>2</sup> ) |           | Lempuyang/ Zingiber<br>Aromaticum<br>(m <sup>2</sup> /m <sup>2</sup> ) |          | Lidah Buaya/ Aloevera<br>(m <sup>2</sup> /m <sup>2</sup> ) |          |
|-----------------------|--|-----------|--|----------|--|----------|
|                       | 2023   | 2024      | 2023   | 2024     | 2023   | 2024     |
| (1)                   | (14)   | (15)      | (16)   | (17)     | (18)   | (19)     |
| 1 Salaman             | 18.100,00  | 14.400,00 | 11.120,00  | 7.220,00 | 1.000,00   | 1.000,00 |
| 2 Borobudur           | 6.200,00   | 733,00    | -  | -        | -  | -        |
| 3 Ngluwar             | -  | -         | -  | -        | -  | -        |
| 4 Salam               | -  | -         | -  | -        | -  | -        |
| 5 Srumbung            | -  | -         | -  | -        | -  | -        |
| 6 Dukun               | -  | -         | -  | -        | -  | -        |
| 7 Muntilan            | -  | -         | -  | -        | -  | -        |
| 8 Mungkid             | -  | -         | -  | -        | -  | -        |
| 9 Sawangan            | -  | -         | -  | -        | -  | -        |
| 10 Candimulyo         | -  | 3.000,00  | -  | -        | -  | -        |
| 11 Mertoyudan         | -  | -         | -  | -        | -  | -        |
| 12 Tempuran           | 6.000,00   | 5.000,00  | -  | -        | -  | -        |
| 13 Kajoran            | -  | -         | -  | -        | -  | -        |
| 14 Kaliangkrik        | -  | -         | -  | -        | -  | -        |
| 15 Bandongan          | 1.500,00   | 2.000,00  | -  | -        | -  | -        |
| 16 Windusari          | -  | -         | -  | -        | -  | -        |
| 17 Secang             | -  | -         | -  | -        | -  | -        |
| 18 Tegalrejo          | 1.000,00   | 800,00    | -  | -        | -  | -        |
| 19 Pakis              | 200,00   | -         | -  | -        | -  | -        |
| 20 Grabag             | -  | -         | -  | -        | -  | -        |
| 21 Ngablak            | -  | -         | -  | -        | -  | -        |
| Kabupaten<br>Magelang | 33.000,00  | 5.933,00  | 11.120,00  | 7.220,00 | 1.000,00   | 1.000,00 |

Lanjutan Tabel/*Continued Table 5.2.5*

| Kecamatan<br>District | Mahkota Dewa/<br>PhaleriaMacrocarpa<br>(pohon/tree) |      | Mengkudu/Pace/Indian<br>Mulberry<br>(pohon/tree) |          | Sambiloto/Kingof<br>Bitter<br>(m <sup>2</sup> /m <sup>2</sup> ) |      |
|-----------------------|---|------|--|----------|---|------|
|                       | 2023  | 2024 | 2023   | 2024     | 2023  | 2024 |
| (1)                   | (20)  | (21) | (22)   | (23)     | (24)  | (25) |
| 1 Salaman             | -   | -    | -  | -        | -   | -    |
| 2 Borobudur           | -   | -    | -  | -        | -   | -    |
| 3 Ngluwar             | -   | -    | 86,00  | 44,00    | -   | -    |
| 4 Salam               | -   | -    | -  | -        | -   | -    |
| 5 Srumbung            | -   | -    | -  | -        | -   | -    |
| 6 Dukun               | -   | -    | -  | -        | -   | -    |
| 7 Muntilan            | -   | -    | -  | -        | -   | -    |
| 8 Mungkid             | -   | -    | -  | -        | -   | -    |
| 9 Sawangan            | -   | -    | -  | -        | -   | -    |
| 10 Candimulyo         | -   | -    | -  | -        | -   | -    |
| 11 Mertoyudan         | -   | -    | -  | -        | -   | -    |
| 12 Tempuran           | -   | -    | -  | -        | -   | -    |
| 13 Kajoran            | -   | -    | -  | -        | -   | -    |
| 14 Kaliangkrik        | -   | -    | -  | -        | -   | -    |
| 15 Bandongan          | -   | -    | -  | -        | -   | -    |
| 16 Windusari          | -   | -    | -  | -        | -   | -    |
| 17 Secang             | -   | -    | -  | -        | -   | -    |
| 18 Tegalrejo          | -   | -    | 10.850,00  | 4.300,00 | -   | -    |
| 19 Pakis              | -   | -    | -  | -        | -   | -    |
| 20 Grabag             | -   | -    | -  | -        | -   | -    |
| 21 Ngablak            | -   | -    | -  | -        | -   | -    |
| Kabupaten Magelang    | -   | -    | 10.936,00  | 4.344,00 | -   | -    |

Lanjutan Tabel/*Continued Table 5.2.5*

| Kecamatan<br>District | Temuireng/ Black Turmeric<br>(m <sup>2</sup> /m <sup>2</sup> ) |          | Temukunci/ Chinese Keys<br>(m <sup>2</sup> /m <sup>2</sup> ) |        |
|-----------------------|--|----------|--|--------|
|                       | 2023   | 2024     | 2023   | 2024   |
| (1)                   | (26)   | (27)     | (28)   | (29)   |
| 1 Salaman             | 3.000,00   | 7.000,00 | 1.000,00   | 700,00 |
| 2 Borobudur           | -  | -        | -  | -      |
| 3 Ngluwar             | -  | -        | -  | -      |
| 4 Salam               | -  | -        | -  | -      |
| 5 Srumbung            | -  | -        | -  | -      |
| 6 Dukun               | -  | -        | -  | -      |
| 7 Muntilan            | -  | -        | -  | -      |
| 8 Mungkid             | -  | -        | -  | -      |
| 9 Sawangan            | -  | -        | -  | -      |
| 10 Candimulyo         | -  | -        | -  | -      |
| 11 Mertoyudan         | -  | -        | -  | -      |
| 12 Tempuran           | -  | -        | 5.000,00   | -      |
| 13 Kajoran            | -  | -        | -  | -      |
| 14 Kaliangkrik        | -  | -        | -  | -      |
| 15 Bandongan          | -  | -        | -  | -      |
| 16 Windusari          | -  | -        | -  | -      |
| 17 Secang             | -  | -        | -  | -      |
| 18 Tegalrejo          | -  | -        | -  | -      |
| 19 Pakis              | -  | -        | -  | -      |
| 20 Grabag             | -  | -        | -  | -      |
| 21 Ngablak            | -  | -        | -  | -      |
| Kabupaten Magelang    | 3.000,00   | 7.000,00 | 6.000,00   | 700,00 |

Lanjutan Tabel/*Continued Table* 5.2.5

| Kecamatan<br>District | Temulawak/ Java Turmeric<br>(m <sup>2</sup> /m <sup>2</sup> ) |          | Serai/Lemongrass<br>(m <sup>2</sup> /m <sup>2</sup> ) |           |
|-----------------------|---|----------|---|-----------|
|                       | 2023  | 2024     | 2023  | 2024      |
| (1)                   | (30)  | (31)     | (32)  | (33)      |
| 1 Salaman             | 300,00  | 1.000,00 | 2.130,00  | 960,00    |
| 2 Borobudur           | -   | -        | -   | -         |
| 3 Ngluwar             | -   | -        | -   | -         |
| 4 Salam               | -   | -        | -   | -         |
| 5 Srumbung            | -   | -        | -   | -         |
| 6 Dukun               | -   | -        | -   | -         |
| 7 Muntilan            | -   | -        | -   | -         |
| 8 Mungkid             | -   | -        | 1.000,00  | -         |
| 9 Sawangan            | -   | -        | 10.000,00   | 18.000,00 |
| 10 Candimulyo         | -   | -        | -   | 1.700,00  |
| 11 Mertoyudan         | -   | -        | -   | -         |
| 12 Tempuran           | 150.000,00  | -        | -   | -         |
| 13 Kajoran            | -   | -        | 5.000,00  | 7.000,00  |
| 14 Kaliangkrik        | -   | -        | -   | -         |
| 15 Bandongan          | -   | -        | -   | -         |
| 16 Windusari          | -   | -        | -   | -         |
| 17 Secang             | -   | -        | -   | -         |
| 18 Tegalrejo          | -   | -        | -   | -         |
| 19 Pakis              | -   | -        | -   | -         |
| 20 Grabag             | -   | -        | -   | -         |
| 21 Ngablak            | -   | -        | -   | -         |
| Kabupaten Magelang    | 150.300,00  | 1.000,00 | 18.130,00   | 27.660,00 |

Sumber/Source: Badan Pusat Statistik, Statistik Pertanian Hortikultura SPH-TBF/BPS-Statistics Indonesia, Agricultural Statistics for Horticulture SPH-TBF

**Tabel**  
**Table** 5.2.6

**Produksi Tanaman Biofarmaka Menurut Kecamatan dan Jenis Tanaman di Kabupaten Magelang (kg), 2023 dan 2024**  
*Production of Medicinal Plants by District and Kind of Plant in Magelang Regency (kg), 2023 and 2024* Luas Panen Tanaman Biofarmaka Menurut Jenis Tanaman di Kabupaten Magelang

| Kecamatan<br>District         | Jeruk Nipis/ Lime |                  | Jahe/ Ginger        |                     | Kapulaga/JavaCardamom |                   |
|-------------------------------|-------------------|------------------|---------------------|---------------------|-----------------------|-------------------|
|                               | 2023              | 2024             | 2023                | 2024                | 2023                  | 2024              |
| (1)                           | (2)               | (3)              | (4)                 | (5)                 | (6)                   | (7)               |
| 1 Salaman                     | –                 | –                | 667.300,00          | 839.940,00          | 110.102,00            | 134.075,00        |
| 2 Borobudur                   | 48.500,00         | 23.130,00        | 10.009,00           | 16.419,00           | 11.526,00             | 8.775,00          |
| 3 Ngluwar                     | –                 | –                | 16.800,00           | 22.200,00           | –                     | –                 |
| 4 Salam                       | –                 | –                | –                   | –                   | –                     | –                 |
| 5 Srumbung                    | –                 | –                | –                   | –                   | –                     | –                 |
| 6 Dukun                       | –                 | –                | –                   | –                   | –                     | –                 |
| 7 Muntilan                    | –                 | –                | –                   | –                   | –                     | –                 |
| 8 Mungkid                     | –                 | –                | 1.000,00            | 350,00              | –                     | –                 |
| 9 Sawangan                    | –                 | 5.000,00         | 133.000,00          | 68.800,00           | 62.550,00             | 45.700,00         |
| 10 Candimulyo                 | –                 | –                | –                   | 2.100,00            | 50.245,00             | 6.460,00          |
| 11 Mertoyudan                 | –                 | –                | –                   | –                   | –                     | –                 |
| 12 Tempuran                   | –                 | –                | 611.100,00          | 315.000,00          | 232.600,00            | 89.025,00         |
| 13 Kajoran                    | –                 | –                | 150.300,00          | 280.500,00          | 38.510,00             | 50.350,00         |
| 14 Kaliangkrik                | 3.650,00          | 6.975,00         | 17.973,00           | 3.238,00            | –                     | –                 |
| 15 Bandongan                  | –                 | –                | 9.550,00            | 30.155,00           | –                     | –                 |
| 16 Windusari                  | –                 | –                | 200.900,00          | 176.510,00          | –                     | –                 |
| 17 Secang                     | –                 | –                | 295.492,00          | 77.600,00           | 267.223,00            | 148.247,00        |
| 18 Tegalrejo                  | 4.500,00          | 13.625,00        | 5.780,00            | 1.253,00            | 30.000,00             | 9.080,00          |
| 19 Pakis                      | –                 | –                | 2.618,00            | 13.500,00           | 1.930,00              | 6.960,00          |
| 20 Grabag                     | –                 | –                | 640.642,00          | 427.120,00          | 2.826.770,00          | –                 |
| 21 Ngablak                    | –                 | –                | 980,00              | 1.040,00            | –                     | –                 |
| <b>Kabupaten<br/>Magelang</b> | <b>56.650,00</b>  | <b>48.730,00</b> | <b>2.763.444,00</b> | <b>2.275.725,00</b> | <b>3.631.456,00</b>   | <b>498.672,00</b> |

Lanjutan Tabel/*Continued Table* 5.2.6

| Kecamatan<br>District | Keji Beling/<br>Verbenaceae |      | Kencur/ East Indian<br>Galangal |           | Kunyit/ Turmeric |            |
|-----------------------|-----------------------------|------|---------------------------------|-----------|------------------|------------|
|                       | 2023                        | 2024 | 2023                            | 2024      | 2023             | 2024       |
| (1)                   | (8)                         | (9)  | (10)                            | (11)      | (12)             | (13)       |
| 1 Salaman             | ...                         | ...  | 289,047,00                      | 54.000,00 | 20.792,00        | 49.078,00  |
| 2 Borobudur           | ...                         | ...  | 12.749,00                       | 2.595,00  | 8.228,00         | 2.875,00   |
| 3 Ngluwar             | ...                         | ...  | 420,00                          | 1.800,00  | 600,00           | 345,00     |
| 4 Salam               | ...                         | ...  | -                               | -         | -                | -          |
| 5 Srumbung            | ...                         | ...  | -                               | -         | -                | -          |
| 6 Dukun               | ...                         | ...  | -                               | -         | -                | -          |
| 7 Muntilan            | ...                         | ...  | -                               | -         | -                | -          |
| 8 Mungkid             | ...                         | ...  | -                               | 160,00    | -                | 180,00     |
| 9 Sawangan            | ...                         | ...  | -                               | -         | -                | -          |
| 10 Candimulyo         | ...                         | ...  | -                               | -         | 9.000,00         | 1.250,00   |
| 11 Mertoyudan         | ...                         | ...  | -                               | -         | -                | -          |
| 12 Tempuran           | ...                         | ...  | 21.920,00                       | 18.000,00 | 33.200,00        | 29.400,00  |
| 13 Kajoran            | ...                         | ...  | -                               | -         | 207.750,00       | 233.635,00 |
| 14 Kaliangkrik        | ...                         | ...  | -                               | -         | -                | -          |
| 15 Bandongan          | ...                         | ...  | 5.750,00                        | -         | 4.415,00         | 23.030,00  |
| 16 Windusari          | ...                         | ...  | -                               | -         | -                | -          |
| 17 Secang             | ...                         | ...  | -                               | -         | 31.808,00        | 20.300,00  |
| 18 Tegalrejo          | ...                         | ...  | -                               | -         | 90.750,00        | 22.900,00  |
| 19 Pakis              | ...                         | ...  | -                               | -         | -                | -          |
| 20 Grabag             | ...                         | ...  | -                               | -         | -                | -          |
| 21 Ngablak            | ...                         | ...  | -                               | -         | -                | -          |
| Kabupaten<br>Magelang | ...                         | ...  | 329.886,00                      | 76.555,00 | 406.543,00       | 382.993,00 |

Lanjutan Tabel/*Continued Table 5.2.6*

| Kecamatan<br>District | Laos/Lengkuas/Galanga |            | Lempuyang/Zingiber<br>Aromaticum |           | Lidah Buaya/<br>Aloevera |          |
|-----------------------|-----------------------|------------|----------------------------------|-----------|--------------------------|----------|
|                       | 2023                  | 2024       | 2023                             | 2024      | 2023                     | 2024     |
| (1)                   | (14)                  | (15)       | (16)                             | (17)      | (18)                     | (19)     |
| 1 Salaman             | 46.325,00             | 86.200,00  | 32.360,00                        | 29.480,00 | 1.500,00                 | 1.589,00 |
| 2 Borobudur           | 13.982,00             | 1.940,00   | -                                | -         | -                        | -        |
| 3 Ngluwar             | -                     | -          | -                                | -         | -                        | -        |
| 4 Salam               | -                     | -          | -                                | -         | -                        | -        |
| 5 Srumbung            | -                     | -          | -                                | -         | -                        | -        |
| 6 Dukun               | -                     | -          | -                                | -         | -                        | -        |
| 7 Muntilan            | -                     | -          | -                                | -         | -                        | -        |
| 8 Mungkid             | -                     | -          | -                                | -         | -                        | -        |
| 9 Sawangan            | -                     | -          | -                                | -         | -                        | -        |
| 10 Candimulyo         | -                     | 3.900,00   | -                                | -         | -                        | -        |
| 11 Mertoyudan         | -                     | -          | -                                | -         | -                        | -        |
| 12 Tempuran           | 23.400,00             | 19.500,00  | -                                | -         | -                        | -        |
| 13 Kajoran            | -                     | -          | -                                | -         | -                        | -        |
| 14 Kaliangkrik        | -                     | -          | -                                | -         | -                        | -        |
| 15 Bandongan          | 3.314,00              | 3.360,00   | -                                | -         | -                        | -        |
| 16 Windusari          | -                     | -          | -                                | -         | -                        | -        |
| 17 Secang             | -                     | -          | -                                | -         | -                        | -        |
| 18 Tegalrejo          | 3.019,00              | 612,00     | -                                | -         | -                        | -        |
| 19 Pakis              | 420,00                | -          | -                                | -         | -                        | -        |
| 20 Grabag             | -                     | -          | -                                | -         | -                        | -        |
| 21 Ngablak            | -                     | -          | -                                | -         | -                        | -        |
| Kabupaten Magelang    | 90.460,00             | 115.512,00 | 32.360,00                        | 29.480,00 | 1.500,00                 | 1.589,00 |

Lanjutan Tabel/*Continued Table* 5.2.6

| Kecamatan<br>District     | Mahkota Dewa/<br>PhaleriaMacrocarpa |          | Mengkudu/Pace/<br>Indian Mulberry |                  | Sambiloto/Kingof<br>Bitter |          |
|---------------------------|-------------------------------------|----------|-----------------------------------|------------------|----------------------------|----------|
|                           | 2023                                | 2024     | 2023                              | 2024             | 2023                       | 2024     |
| (1)                       | (20)                                | (21)     | (22)                              | (23)             | (24)                       | (25)     |
| 1 Salaman                 | -                                   | -        | -                                 | -                | -                          | -        |
| 2 Borobudur               | -                                   | -        | -                                 | -                | -                          | -        |
| 3 Ngluwar                 | -                                   | -        | 3.143,00                          | 1.924,00         | -                          | -        |
| 4 Salam                   | -                                   | -        | -                                 | -                | -                          | -        |
| 5 Srumbung                | -                                   | -        | -                                 | -                | -                          | -        |
| 6 Dukun                   | -                                   | -        | -                                 | -                | -                          | -        |
| 7 Muntilan                | -                                   | -        | -                                 | -                | -                          | -        |
| 8 Mungkid                 | -                                   | -        | -                                 | -                | -                          | -        |
| 9 Sawangan                | -                                   | -        | -                                 | -                | -                          | -        |
| 10 Candimulyo             | -                                   | -        | -                                 | -                | -                          | -        |
| 11 Mertoyudan             | -                                   | -        | -                                 | -                | -                          | -        |
| 12 Tempuran               | -                                   | -        | -                                 | -                | -                          | -        |
| 13 Kajoran                | -                                   | -        | -                                 | -                | -                          | -        |
| 14 Kaliangkrik            | -                                   | -        | -                                 | -                | -                          | -        |
| 15 Bandongan              | -                                   | -        | -                                 | -                | -                          | -        |
| 16 Windusari              | -                                   | -        | -                                 | -                | -                          | -        |
| 17 Secang                 | -                                   | -        | -                                 | -                | -                          | -        |
| 18 Tegalrejo              | -                                   | -        | 38.675,00                         | 29.480,00        | -                          | -        |
| 19 Pakis                  | -                                   | -        | -                                 | -                | -                          | -        |
| 20 Grabag                 | -                                   | -        | -                                 | -                | -                          | -        |
| 21 Ngablak                | -                                   | -        | -                                 | -                | -                          | -        |
| <b>Kabupaten Magelang</b> | <b>-</b>                            | <b>-</b> | <b>41.818,00</b>                  | <b>31.404,00</b> | <b>-</b>                   | <b>-</b> |

Lanjutan Tabel/*Continued Table 5.2.6*

| Kecamatan<br>District | Temuireng/ Black Turmeric |           | Temukunci/ Chinese Keys |          |
|-----------------------|---------------------------|-----------|-------------------------|----------|
|                       | 2023                      | 2024      | 2023                    | 2024     |
| (1)                   | (26)                      | (27)      | (28)                    | (29)     |
| 1 Salaman             | 6.400,00                  | 29.136,00 | 4.008,00                | 3.410,00 |
| 2 Borobudur           | -                         | -         | -                       | -        |
| 3 Ngluwar             | -                         | -         | -                       | -        |
| 4 Salam               | -                         | -         | -                       | -        |
| 5 Srumbung            | -                         | -         | -                       | -        |
| 6 Dukun               | -                         | -         | -                       | -        |
| 7 Muntilan            | -                         | -         | -                       | -        |
| 8 Mungkid             | -                         | -         | -                       | -        |
| 9 Sawangan            | -                         | -         | -                       | -        |
| 10 Candimulyo         | -                         | -         | -                       | -        |
| 11 Mertoyudan         | -                         | -         | -                       | -        |
| 12 Tempuran           | -                         | -         | 2.000,00                | -        |
| 13 Kajoran            | -                         | -         | -                       | -        |
| 14 Kaliangkrik        | -                         | -         | -                       | -        |
| 15 Bandongan          | -                         | -         | -                       | -        |
| 16 Windusari          | -                         | -         | -                       | -        |
| 17 Secang             | -                         | -         | -                       | -        |
| 18 Tegalrejo          | -                         | -         | -                       | -        |
| 19 Pakis              | -                         | -         | -                       | -        |
| 20 Grabag             | -                         | -         | -                       | -        |
| 21 Ngablak            | -                         | -         | -                       | -        |
| Kabupaten Magelang    | 6.400,00                  | 29.136,00 | 6.008,00                | 3.410,00 |

Lanjutan Tabel/*Continued Table* 5.2.6

|                    | Kecamatan<br>District | Temulawak/ Java Turmeric |          | Serai /Lemongrass |            |
|--------------------|-----------------------|--------------------------|----------|-------------------|------------|
|                    |                       | 2023                     | 2024     | 2023              | 2024       |
|                    | (1)                   | (30)                     | (31)     | (32)              | (33)       |
| 1                  | Salaman               | 1.250,00                 | 5.788,00 | 6.750,00          | 8.835,00   |
| 2                  | Borobudur             | -                        | -        | -                 | -          |
| 3                  | Ngluwar               | -                        | -        | -                 | -          |
| 4                  | Salam                 | -                        | -        | -                 | -          |
| 5                  | Srumbung              | -                        | -        | -                 | -          |
| 6                  | Dukun                 | -                        | -        | -                 | -          |
| 7                  | Muntilan              | -                        | -        | -                 | -          |
| 8                  | Mungkid               | -                        | -        | 3.000,00          | -          |
| 9                  | Sawangan              | -                        | -        | 30.000,00         | 59.000,00  |
| 10                 | Candimulyo            | -                        | -        | -                 | 5.100,00   |
| 11                 | Mertoyudan            | -                        | -        | -                 | -          |
| 12                 | Tempuran              | 104.200,00               | -        | -                 | -          |
| 13                 | Kajoran               | -                        | -        | 27.000,00         | 57.000,00  |
| 14                 | Kaliangkrik           | -                        | -        | -                 | -          |
| 15                 | Bandongan             | -                        | -        | -                 | -          |
| 16                 | Windusari             | -                        | -        | -                 | -          |
| 17                 | Secang                | -                        | -        | -                 | -          |
| 18                 | Tegalrejo             | -                        | -        | -                 | -          |
| 19                 | Pakis                 | -                        | -        | -                 | -          |
| 20                 | Grabag                | -                        | -        | -                 | -          |
| 21                 | Ngablak               | -                        | -        | -                 | -          |
| Kabupaten Magelang |                       | 105.450,00               | 5.788,00 | 66.750,00         | 129.935,00 |

Sumber/Source: Badan Pusat Statistik, Statistik Pertanian Hortikultura SPH-TBF/BPS-Statistics Indonesia Agricultural Statistic for Horticulture SPH-TBF

**Tabel**  
**Table 5.2.7****Luas Panen Tanaman Biofarmaka Menurut Jenis Tanaman  
di Kabupaten Magelang, 2022 – 2024**  
**Harvested Area of Medicinal Plants by Kind of Plant in  
Magelang Regency, 2022– 2024**

| Jenis Tanaman<br>Kind of Plants      | Satuan<br>Unit | 2022         | 2023         | 2024       |
|--------------------------------------|----------------|--------------|--------------|------------|
| (1)                                  | (2)            | (3)          | (4)          | (5)        |
| Dlingo/Dringo/ Calamus               | m2             | ...          | ...          | ...        |
| Jahe/ Ginger                         | m2             | 981.000,00   | 1.027.530,00 | 853.005,00 |
| Kapulaga/ Java Cardamom              | m2             | 1.545.758,00 | 1.229.857,00 | 284.718,00 |
| Keji Beling/ Verbenaceae             | m2             | ...          | ...          | ...        |
| Kencur/EastIndianGalangal            | m2             | 69.750,00    | 117.900,00   | 19.600,00  |
| Kunyit/ Turmeric                     | m2             | 490.220,00   | 188.490,00   | 162.715,00 |
| Laos/Lengkuas/ Galanga               | m2             | 162.252,00   | 33.000,00    | 25.933,00  |
| Lempuyang/ZingiberAromaticum         | m2             | 4.860,00     | 11.120,00    | 7.220,00   |
| Lidah Buaya/ Aloevera                | m2             | –            | 1.000,00     | 1.000,00   |
| Mahkota Dewa/ Phaleria<br>Macrocarpa | pohon/ tree    | –            | –            | -          |
| Mengkudu/Pace/IndianMulberry         | pohon/ tree    | 6.777,00     | 10.936,00    | 4.344,00   |
| Sambiloto/ King of Bitter            | m2             | –            | –            | -          |
| Temuireng/ BlackTurmeric             | m2             | –            | 3.000,00     | 7.000,00   |
| Temukunci/ Chinese Keys              | m2             | 15.000,00    | 6.000,00     | 700,00     |
| Temulawak/ Java Turmeric             | m2             | 150.000,00   | 150.300,00   | 1.000,00   |
| Jeruk Nipis/ Lime                    | pohon/ tree    | 450,00       | 10.730,00    | 7.272,00   |
| Serai/ Lemongrass                    | m2             | 8.000,00     | 18.130,00    | 27.660,00  |

Sumber/Source: Badan Pusat Statistik, Statistik Pertanian Hortikultura SPH-TBF/BPS-Statistics Indonesia, Agricultural Statistics for Horticulture SPH-TBF

**Tabel**  
**Table 5.2.8****Produksi Tanaman Biofarmaka Menurut Jenis Tanaman di Kabupaten Magelang (kg), 2022 – 2024**  
**Production of Medicinal Plants by Kind of Plant in Magelang Regency (kg), 2022 – 2024**

| Jenis Tanaman<br>Kind of Plants   | 2022         | 2023         | 2024         |
|-----------------------------------|--------------|--------------|--------------|
| (1)                               | (2)          | (3)          | (4)          |
| Dlingo/Dringo/ Calamus            | –            | –            | –            |
| Jahe/ Ginger                      | 2.180.760,00 | 2.763.444,00 | 2.275.725,00 |
| Kapulaga/ Java Cardamon           | 2.715.965,00 | 3.631.456,00 | 498.672,00   |
| Keji Beling/ Verbenaceae          | ...          | ...          | ...          |
| Kencur/ East Indian Galangal      | 341.408,00   | 329.886,00   | 76.555,00    |
| Kunyit/ Turmeric                  | 1.278.066,00 | 406.543,00   | 382.993,00   |
| Laos/Lengkuas/ Galanga            | 514.239,00   | 90.460,00    | 115.512,00   |
| Lempuyang/ Zingiber Aromaticum    | 14.950,00    | 32.360,00    | 29.480,00    |
| Lidah Buaya/ Aloevera             | –            | 1.500,00     | 1.589,00     |
| Mahkota Dewa/ Phaleria Macrocarpa | –            | –            | –            |
| Mengkudu/Pace/ Indian Mulberry    | 23.961,00    | 41.818,00    | 31.404,00    |
| Sambiloto/ King of Bitter         | –            | –            | –            |
| Temuireng/ Black Turmeric         | –            | 6.400,00     | 29.136,00    |
| Temukunci/ Chinese Keys           | 6.900,00     | 6.008,00     | 3.410,00     |
| Temulawak/ Java Turmeric          | 136.000,00   | 105.450,00   | 5.788,00     |
| Jeruk Nipis/ Lime                 | 53.250,00    | 56.650,00    | 48.730,00    |
| Serai/ Lemongrass                 | 46.290,00    | 66.750,00    | 129.935,00   |

Sumber/Source: Badan Pusat Statistik, Statistik Pertanian Hortikultura SPH-TBF/BPS-Statistics Indonesia, Agricultural Statistic for Horticulture SPH-TBF

**Tabel**  
**Table** 5.2.9

**Luas Panen Tanaman Hias Menurut Kecamatan dan Jenis Tanaman di Kabupaten Magelang, 2023 dan 2024**  
**Harvested Area of Ornamental Plants by District and Kind of Plant in Magelang Regency, 2023 and 2024**

| Kecamatan<br>District | AnthuriumBunga/<br>FlamingoLilyFlower<br>(m <sup>2</sup> /m <sup>2</sup> ) |       | Anthurium Daun/<br>Anthurium<br>(m <sup>2</sup> /m <sup>2</sup> ) |      | Anyelir/Carnation<br>(m <sup>2</sup> / m <sup>2</sup> ) |      |
|-----------------------|--|-------|---|------|---|------|
|                       | 2023   | 2024  | 2023  | 2024 | 2023  | 2024 |
| (1)                   | (2)  | (3)   | (4)   | (5)  | (6)   | (7)  |
| 1 Salaman             | ...  | -     | ...   | ...  | ...   | ...  |
| 2 Borobudur           | ...  | -     | ...   | ...  | ...   | ...  |
| 3 Ngluwar             | ...  | -     | ...   | ...  | ...   | ...  |
| 4 Salam               | ...  | -     | ...   | ...  | ...   | ...  |
| 5 Srumbung            | ...  | -     | ...   | ...  | ...   | ...  |
| 6 Dukun               | ...  | -     | ...   | ...  | ...   | ...  |
| 7 Muntilan            | ...  | 24,00 | ...   | ...  | ...   | ...  |
| 8 Mungkid             | ...  | -     | ...   | ...  | ...   | ...  |
| 9 Sawangan            | ...  | -     | ...   | ...  | ...   | ...  |
| 10 Candimulyo         | ...  | 5,00  | ...   | ...  | ...   | ...  |
| 11 Mertoyudan         | ...  | -     | ...   | ...  | ...   | ...  |
| 12 Tempuran           | ...  | -     | ...   | ...  | ...   | ...  |
| 13 Kajoran            | ...  | -     | ...   | ...  | ...   | ...  |
| 14 Kaliangkrik        | ...  | -     | ...   | ...  | ...   | ...  |
| 15 Bandongan          | ...  | -     | ...   | ...  | ...   | ...  |
| 16 Windusari          | ...  | -     | ...   | ...  | ...   | ...  |
| 17 Secang             | ...  | -     | ...   | ...  | ...   | ...  |
| 18 Tegalrejo          | ...  | -     | ...   | ...  | ...   | ...  |
| 19 Pakis              | ...  | -     | ...   | ...  | ...   | ...  |
| 20 Grabag             | ...  | -     | ...   | ...  | ...   | ...  |
| 21 Ngablak            | ...  | -     | ...   | ...  | ...   | ...  |
| Kabupaten Magelang    | ...  | 29,00 | ...   | ...  | ...   | ...  |

Lanjutan Tabel/*Continued Table 5.2.9*

| Kecamatan<br>District | Balaceng/<br>Dieffenbacia<br>(m2/ m2) |      | Dracaena/Dracaena<br>(m2/ m2) |        | Euphorbia/Euphorbia<br>(m2/ m2) |      |
|-----------------------|---------------------------------------|------|-------------------------------|--------|---------------------------------|------|
|                       | 2023                                  | 2024 | 2023                          | 2024   | 2023                            | 2024 |
| (1)                   | (8)                                   | (9)  | (10)                          | (11)   | (12)                            | (13) |
| 1 Salaman             | ...                                   | ...  | -                             | -      | ...                             | ...  |
| 2 Borobudur           | ...                                   | ...  | -                             | -      | ...                             | ...  |
| 3 Ngluwar             | ...                                   | ...  | -                             | -      | ...                             | ...  |
| 4 Salam               | ...                                   | ...  | -                             | -      | ...                             | ...  |
| 5 Srumbung            | ...                                   | ...  | -                             | -      | ...                             | ...  |
| 6 Dukun               | ...                                   | ...  | -                             | -      | ...                             | ...  |
| 7 Muntilan            | ...                                   | ...  | -                             | -      | ...                             | ...  |
| 8 Mungkid             | ...                                   | ...  | -                             | -      | ...                             | ...  |
| 9 Sawangan            | ...                                   | ...  | -                             | -      | ...                             | ...  |
| 10 Candimulyo         | ...                                   | ...  | 900,00                        | 500,00 | ...                             | ...  |
| 11 Mertoyudan         | ...                                   | ...  | -                             | -      | ...                             | ...  |
| 12 Tempuran           | ...                                   | ...  | -                             | -      | ...                             | ...  |
| 13 Kajoran            | ...                                   | ...  | -                             | -      | ...                             | ...  |
| 14 Kaliangkrik        | ...                                   | ...  | -                             | -      | ...                             | ...  |
| 15 Bandongan          | ...                                   | ...  | -                             | -      | ...                             | ...  |
| 16 Windusari          | ...                                   | ...  | -                             | -      | ...                             | ...  |
| 17 Secang             | ...                                   | ...  | -                             | -      | ...                             | ...  |
| 18 Tegalrejo          | ...                                   | ...  | -                             | -      | ...                             | ...  |
| 19 Pakis              | ...                                   | ...  | -                             | -      | ...                             | ...  |
| 20 Grabag             | ...                                   | ...  | -                             | -      | ...                             | ...  |
| 21 Ngablak            | ...                                   | ...  | -                             | -      | ...                             | ...  |
| Kabupaten Magelang    | ...                                   | ...  | 900,00                        | 500,00 | ...                             | ...  |

Lanjutan Tabel/*Continued Table 5.2.9*

| Kecamatan<br>District | Gladiol/ Gladiol<br>(m2/ m2) |      | Hanjuang/Cordyline<br>(m2/ m2) |      | Herbras/ Gerbera<br>(m2/ m2) |          |
|-----------------------|------------------------------|------|--------------------------------|------|------------------------------|----------|
|                       | 2023                         | 2024 | 2023                           | 2024 | 2023                         | 2024     |
| (1)                   | (14)                         | (15) | (16)                           | (17) | (18)                         | (19)     |
| 1 Salaman             | ...                          | ...  | -                              | -    | -                            | -        |
| 2 Borobudur           | ...                          | ...  | -                              | -    | -                            | -        |
| 3 Ngluwar             | ...                          | ...  | -                              | -    | -                            | -        |
| 4 Salam               | ...                          | ...  | -                              | -    | -                            | -        |
| 5 Srumbung            | ...                          | ...  | -                              | -    | -                            | -        |
| 6 Dukun               | ...                          | ...  | -                              | -    | -                            | -        |
| 7 Muntilan            | ...                          | ...  | -                              | -    | -                            | -        |
| 8 Mungkid             | ...                          | ...  | -                              | -    | -                            | -        |
| 9 Sawangan            | ...                          | ...  | -                              | -    | -                            | -        |
| 10 Candimulyo         | ...                          | ...  | 850,00                         | -    | -                            | -        |
| 11 Mertoyudan         | ...                          | ...  | -                              | -    | -                            | -        |
| 12 Tempuran           | ...                          | ...  | -                              | -    | -                            | -        |
| 13 Kajoran            | ...                          | ...  | -                              | -    | -                            | -        |
| 14 Kaliangkrik        | ...                          | ...  | -                              | -    | -                            | -        |
| 15 Bandongan          | ...                          | ...  | -                              | -    | 5.200,00                     | 6.400,00 |
| 16 Windusari          | ...                          | ...  | -                              | -    | -                            | -        |
| 17 Secang             | ...                          | ...  | -                              | -    | -                            | -        |
| 18 Tegalrejo          | ...                          | ...  | -                              | -    | -                            | -        |
| 19 Pakis              | ...                          | ...  | -                              | -    | -                            | -        |
| 20 Grabag             | ...                          | ...  | -                              | -    | -                            | -        |
| 21 Ngablak            | ...                          | ...  | -                              | -    | -                            | -        |
| Kabupaten Magelang    | ...                          | ...  | 850,00                         | -    | 5.200,00                     | 6.400,00 |

Lanjutan Tabel/*Continued Table* 5.2.9

| Kecamatan<br>District     | Kamboja Jepang/<br>Adenium<br>(m2/ m2) |      | Keladi Hias/<br>Caladium<br>(m2/ m2) |      | Krisan/<br>Chrysantemum<br>(m2/ m2) |      |
|---------------------------|--|------|--------------------------------------|------|-------------------------------------|------|
|                           | 2023                                   | 2024 | 2023                                 | 2024 | 2023                                | 2024 |
| (1)                       | (20)                                   | (21) | (22)                                 | (23) | (24)                                | (25) |
| 1 Salaman                 | ...                                    | ...  | ...                                  | ...  | -                                   | -    |
| 2 Borobudur               | ...                                    | ...  | ...                                  | ...  | -                                   | -    |
| 3 Ngluwar                 | ...                                    | ...  | ...                                  | ...  | -                                   | -    |
| 4 Salam                   | ...                                    | ...  | ...                                  | ...  | -                                   | -    |
| 5 Srumbung                | ...                                    | ...  | ...                                  | ...  | -                                   | -    |
| 6 Dukun                   | ...                                    | ...  | ...                                  | ...  | -                                   | -    |
| 7 Muntilan                | ...                                    | ...  | ...                                  | ...  | -                                   | -    |
| 8 Mungkid                 | ...                                    | ...  | ...                                  | ...  | -                                   | -    |
| 9 Sawangan                | ...                                    | ...  | ...                                  | ...  | -                                   | -    |
| 10 Candimulyo             | ...                                    | ...  | ...                                  | ...  | -                                   | -    |
| 11 Mertoyudan             | ...                                    | ...  | ...                                  | ...  | -                                   | -    |
| 12 Tempuran               | ...                                    | ...  | ...                                  | ...  | -                                   | -    |
| 13 Kajoran                | ...                                    | ...  | ...                                  | ...  | -                                   | -    |
| 14 Kaliangkrik            | ...                                    | ...  | ...                                  | ...  | -                                   | -    |
| 15 Bandongan              | ...                                    | ...  | ...                                  | ...  | -                                   | -    |
| 16 Windusari              | ...                                    | ...  | ...                                  | ...  | -                                   | -    |
| 17 Secang                 | ...                                    | ...  | ...                                  | ...  | -                                   | -    |
| 18 Tegalrejo              | ...                                    | ...  | ...                                  | ...  | -                                   | -    |
| 19 Pakis                  | ...                                    | ...  | ...                                  | ...  | -                                   | -    |
| 20 Grabag                 | ...                                    | ...  | ...                                  | ...  | -                                   | -    |
| 21 Ngablak                | ...                                    | ...  | ...                                  | ...  | -                                   | -    |
| <b>Kabupaten Magelang</b> | ...                                    | ...  | ...                                  | ...  | -                                   | -    |

Lanjutan Tabel/*Continued Table 5.2.9*

| Kecamatan<br>District | Mawar/ Rose<br>(m2/ m2) |            | Melati/ Jasmine<br>(m2/ m2) |      | Monstera/Monstera<br>(m2/ m2) |      |
|-----------------------|-------------------------|------------|-----------------------------|------|-------------------------------|------|
|                       | 2023                    | 2024       | 2023                        | 2024 | 2023                          | 2024 |
| (1)                   | (26)                    | (27)       | (28)                        | (29) | (30)                          | (31) |
| 1 Salaman             | -                       | -          | -                           | -    | ...                           | ...  |
| 2 Borobudur           | -                       | -          | -                           | -    | ...                           | ...  |
| 3 Ngluwar             | -                       | -          | -                           | -    | ...                           | ...  |
| 4 Salam               | -                       | -          | -                           | -    | ...                           | ...  |
| 5 Srumbung            | -                       | -          | -                           | -    | ...                           | ...  |
| 6 Dukun               | -                       | -          | -                           | -    | ...                           | ...  |
| 7 Muntilan            | -                       | -          | -                           | -    | ...                           | ...  |
| 8 Mungkid             | -                       | -          | -                           | -    | ...                           | ...  |
| 9 Sawangan            | -                       | -          | -                           | -    | ...                           | ...  |
| 10 Candimulyo         | -                       | -          | 600,00                      | -    | ...                           | ...  |
| 11 Mertoyudan         | -                       | -          | -                           | -    | ...                           | ...  |
| 12 Tempuran           | -                       | -          | -                           | -    | ...                           | ...  |
| 13 Kajoran            | -                       | -          | -                           | -    | ...                           | ...  |
| 14 Kaliangkrik        | -                       | -          | -                           | -    | ...                           | ...  |
| 15 Bandongan          | -                       | -          | -                           | -    | ...                           | ...  |
| 16 Windusari          | -                       | -          | -                           | -    | ...                           | ...  |
| 17 Secang             | -                       | -          | -                           | -    | ...                           | ...  |
| 18 Tegalrejo          | -                       | -          | -                           | -    | ...                           | ...  |
| 19 Pakis              | 854.858,00              | 657.000,00 | -                           | -    | ...                           | ...  |
| 20 Grabag             | -                       | -          | -                           | -    | ...                           | ...  |
| 21 Ngablak            | -                       | -          | -                           | -    | ...                           | ...  |
| KabupatenMagelang     | 854.858,00              | 657.000,00 | 600,00                      | -    | ...                           | ...  |

Lanjutan Tabel/*Continued Table 5.2.9*

| Kecamatan<br>District | Pakis/ Leather Leaf Fern<br>(m2/ m2) |            | Palem/ Palm<br>(m2/ m2) |      | Pedang–Pedangan/<br>Sansevieria<br>(m2/ m2 ) |        |
|-----------------------|--------------------------------------|------------|-------------------------|------|--|--------|
|                       | 2023                                 | 2024       | 2023                    | 2024 | 2023   | 2024   |
| (1)                   | (32)                                 | (33)       | (34)                    | (35) | (36)   | (37)   |
| 1 Salaman             | –                                    | –          | –                       | –    | –  | –      |
| 2 Borobudur           | –                                    | –          | –                       | –    | –  | –      |
| 3 Ngluwar             | –                                    | –          | –                       | –    | –  | –      |
| 4 Salam               | –                                    | –          | –                       | –    | 50,00  | –      |
| 5 Srumbung            | –                                    | –          | –                       | –    | –  | –      |
| 6 Dukun               | –                                    | –          | –                       | –    | –  | –      |
| 7 Muntilan            | –                                    | –          | –                       | –    | –  | –      |
| 8 Mungkid             | –                                    | –          | –                       | –    | –  | –      |
| 9 Sawangan            | –                                    | –          | –                       | –    | –  | –      |
| 10 Candimulyo         | –                                    | –          | –                       | –    | 700,00                                       | 250,00 |
| 11 Mertoyudan         | –                                    | –          | –                       | –    | –  | –      |
| 12 Tempuran           | –                                    | –          | –                       | –    | –  | –      |
| 13 Kajoran            | 236.530,00                           | 277.517,00 | –                       | –    | –  | –      |
| 14 Kaliangkrik        | –                                    | –          | –                       | –    | –  | –      |
| 15 Bandongan          | –                                    | –          | –                       | –    | –  | –      |
| 16 Windusari          | –                                    | –          | –                       | –    | –  | –      |
| 17 Secang             | –                                    | –          | –                       | –    | –  | –      |
| 18 Tegalrejo          | –                                    | –          | –                       | –    | –  | –      |
| 19 Pakis              | 2.924,00                             | 29.075,00  | –                       | –    | –  | –      |
| 20 Grabag             | –                                    | –          | –                       | –    | –  | –      |
| 21 Ngablak            | –                                    | –          | –                       | –    | –  | –      |
| Kabupaten<br>Magelang | 239.454,00                           | 306.592,00 | –                       | –    | 750,00                                       | 250,00 |

Lanjutan Tabel/Continued Table 5.2.9

| Kecamatan<br>District | Philodendron/<br>Philodendron<br>(m2/ m2) |      | Pisang–Pisangan/<br>Heliconia<br>(m2/ m2) |       | Sedap Malam/ Tuberose<br>(m2/ m2) |            |
|-----------------------|---|------|---|-------|-----------------------------------|------------|
|                       | 2023                                      | 2024 | 2023                                      | 2024  | 2023                              | 2024       |
| (1)                   | (38)                                      | (39) | (40)                                      | (41)  | (42)                              | (43)       |
| 1 Salaman             | –   | –    | –   | –     | –                                 | –          |
| 2 Borobudur           | –   | –    | –   | –     | –                                 | –          |
| 3 Ngluwar             | –   | –    | –   | –     | –                                 | –          |
| 4 Salam               | –   | –    | –   | –     | –                                 | –          |
| 5 Srumbung            | –   | –    | –   | –     | –                                 | –          |
| 6 Dukun               | –   | –    | –   | –     | –                                 | –          |
| 7 Muntilan            | –   | –    | –   | –     | –                                 | –          |
| 8 Mungkid             | –   | –    | –   | –     | –                                 | –          |
| 9 Sawangan            | –   | –    | –   | –     | –                                 | –          |
| 10 Candimulyo         | –   | –    | 350,00                                    | 15,00 | –                                 | –          |
| 11 Mertoyudan         | –   | –    | –   | –     | –                                 | –          |
| 12 Tempuran           | –   | –    | –   | –     | –                                 | –          |
| 13 Kajoran            | –   | –    | –   | –     | –                                 | –          |
| 14 Kaliangkrik        | –   | –    | –   | –     | –                                 | –          |
| 15 Bandongan          | –   | –    | –   | –     | –                                 | –          |
| 16 Windusari          | –   | –    | –   | –     | –                                 | –          |
| 17 Secang             | –   | –    | –   | –     | –                                 | –          |
| 18 Tegalrejo          | –   | –    | –   | –     | –                                 | –          |
| 19 Pakis              | –   | –    | –   | –     | –                                 | –          |
| 20 Grabag             | –   | –    | –   | –     | 965.445,00                        | 184.145,00 |
| 21 Ngablak            | –   | –    | –   | –     | –                                 | –          |
| Kabupaten Magelang    | –   | –    | 350,00                                    | 15,00 | 965.445,00                        | 184.145,00 |

Lanjutan Tabel/*Continued Table* 5.2.9

| Kecamatan<br>District | Soka/ Ixora<br>(m2/ m2) |       | Sri Rejeki/<br>Aglaonema<br>(m2/ m2) |        | AnggrekPotong/Cut<br>Orchid<br>(m2/ m2) |         |
|-----------------------|-------------------------|-------|--------------------------------------|--------|---|---------|
|                       | 2023                    | 2024  | 2023                                 | 2024   | 2023                                    | 2024    |
| (1)                   | (44)                    | (45)  | (46)                                 | (47)   | (48)                                    | (49)    |
| 1 Salaman             | -                       | -     | -                                    | -      | -                                       | -       |
| 2 Borobudur           | -                       | -     | -                                    | -      | 34,00                                   | 14,00   |
| 3 Ngluwar             | -                       | -     | 13,00                                | 28,00  | -                                       | -       |
| 4 Salam               | -                       | -     | -                                    | -      | -                                       | -       |
| 5 Srumbung            | -                       | -     | -                                    | -      | -                                       | -       |
| 6 Dukun               | -                       | -     | -                                    | -      | -                                       | -       |
| 7 Muntilan            | -                       | -     | -                                    | 100,00 | 830,00                                  | 505,00  |
| 8 Mungkid             | -                       | -     | -                                    | -      | 40,00                                   | 150,00  |
| 9 Sawangan            | -                       | -     | -                                    | -      | -                                       | -       |
| 10 Candimulyo         | 165,00                  | 30,00 | 650,00                               | 300,00 | -                                       | -       |
| 11 Mertoyudan         | -                       | -     | -                                    | -      | -                                       | -       |
| 12 Tempuran           | -                       | -     | -                                    | -      | -                                       | -       |
| 13 Kajoran            | -                       | -     | -                                    | -      | -                                       | -       |
| 14 Kaliangkrik        | -                       | -     | -                                    | -      | -                                       | -       |
| 15 Bandongan          | -                       | -     | -                                    | -      | -                                       | -       |
| 16 Windusari          | -                       | -     | -                                    | -      | -                                       | -       |
| 17 Secang             | -                       | -     | 30,00                                | 241,00 | 21,00                                   | 710,00  |
| 18 Tegalrejo          | -                       | -     | -                                    | -      | -                                       | -       |
| 19 Pakis              | -                       | -     | -                                    | -      | 392,00                                  | -       |
| 20 Grabag             | -                       | -     | -                                    | -      | -                                       | -       |
| 21 Ngablak            | -                       | -     | -                                    | -      | -                                       | -       |
| Kabupaten Magelang    | 165,00                  | 30,00 | 693,00                               | 669,00 | 1317,00                                 | 1379,00 |

Lanjutan Tabel/Continued Table 5.2.9

| Kecamatan<br>District         | AnggrekPot/OrchidPotted<br>Orchid<br>(m2/ m2) |                  | Bromelia<br>(m2/ m2) |          | Bugenvil<br>(m2/ m2) |               | Puring/Croton<br>(m2/ m2) |          |
|-------------------------------|---|------------------|----------------------|----------|----------------------|---------------|---------------------------|----------|
|                               | 2023  | 2024             | 2023                 | 2024     | 2023                 | 2024          | 2022                      | 2023     |
| (1)                           | (50)  | (51)             | (52)                 | (53)     | (54)                 | (55)          | (56)                      | (57)     |
| 1 Salaman                     | -   | -                | -                    | -        | -                    | -             | -                         | -        |
| 2 Borobudur                   | -   | -                | -                    | -        | -                    | -             | -                         | -        |
| 3 Ngluwar                     | 87,00   | 214,00           | -                    | -        | -                    | -             | -                         | -        |
| 4 Salam                       | 757,00  | 50,00            | -                    | -        | -                    | -             | -                         | -        |
| 5 Srumbung                    | -   | -                | -                    | -        | -                    | -             | -                         | -        |
| 6 Dukun                       | -   | -                | -                    | -        | -                    | -             | -                         | -        |
| 7 Muntilan                    | -   | 73,00            | -                    | -        | -                    | -             | -                         | -        |
| 8 Mungkid                     | 50,00   | 350,00           | -                    | -        | -                    | -             | -                         | -        |
| 9 Sawangan                    | -   | 350,00           | -                    | -        | -                    | -             | -                         | -        |
| 10 Candimulyo                 | 8.230,00                                      | 7.500,00         | -                    | -        | -                    | 140,00        | -                         | -        |
| 11 Mertoyudan                 | -   | -                | -                    | -        | -                    | -             | -                         | -        |
| 12 Tempuran                   | -   | -                | -                    | -        | -                    | -             | -                         | -        |
| 13 Kajoran                    | -   | -                | -                    | -        | -                    | -             | -                         | -        |
| 14 Kaliangkrik                | -   | -                | -                    | -        | -                    | -             | -                         | -        |
| 15 Bandongan                  | -   | -                | -                    | -        | -                    | -             | -                         | -        |
| 16 Windusari                  | -   | -                | -                    | -        | -                    | -             | -                         | -        |
| 17 Secang                     | -   | 50,00            | -                    | -        | -                    | -             | -                         | -        |
| 18 Tegalrejo                  | -   | -                | -                    | -        | -                    | -             | -                         | -        |
| 19 Pakis                      | 2.900,00                                      | 11.600,00        | -                    | -        | -                    | -             | -                         | -        |
| 20 Grabag                     | -   | -                | -                    | -        | -                    | -             | -                         | -        |
| 21 Ngablak                    | -   | -                | -                    | -        | -                    | -             | -                         | -        |
| <b>Kabupaten<br/>Magelang</b> | <b>12.024,00</b>                              | <b>20.187,00</b> | <b>-</b>             | <b>-</b> | <b>-</b>             | <b>140,00</b> | <b>-</b>                  | <b>-</b> |

Catatan/Note: Anggrek hanya mencakup anggrek potong/ just includes cut flower

Sumber/Source: Badan Pusat Statistik, Statistik Pertanian Hortikultura SPH–TH/BPS–Statistics Indonesia, Agricultural Statistics for Horticulture SPH–TH

**Tabel**  
**Table** 5.2.10**Produksi Tanaman Hias Menurut Kecamatan dan Jenis Tanaman di Kabupaten Magelang, 2023 and 2024**  
*Production of Ornamental Plants by District and Kind of Plant in Magelang Regency, 2023 and 2024*

| Kecamatan<br>District | AnthuriumBunga/<br>FlamingoLilyFlower<br>(tangkai/ stalks ) |        | Anthurium Daun/<br>Anthurium<br>(pohon/ tree ) |      | Anyelir/ Carnation<br>(tangkai/ stalks ) |      |
|-----------------------|---|--------|--|------|--|------|
|                       | 2023  | 2024   | 2023   | 2024 | 2023                                     | 2024 |
| (1)                   | (2)   | (3)    | (4)  | (5)  | (6)                                      | (7)  |
| 1 Salaman             | –   | –      | ...  | ...  | ...                                      | ...  |
| 2 Borobudur           | –   | –      | ...  | ...  | ...                                      | ...  |
| 3 Ngluwar             | –   | –      | ...  | ...  | ...                                      | ...  |
| 4 Salam               | –   | –      | ...  | ...  | ...                                      | ...  |
| 5 Srumbung            | –   | –      | ...  | ...  | ...                                      | ...  |
| 6 Dukun               | –   | –      | ...  | ...  | ...                                      | ...  |
| 7 Muntilan            | –   | 151,00 | ...  | ...  | ...                                      | ...  |
| 8 Mungkid             | –   | –      | ...  | ...  | ...                                      | ...  |
| 9 Sawangan            | –   | –      | ...  | ...  | ...                                      | ...  |
| 10 Candimulyo         | –   | 30,00  | ...  | ...  | ...                                      | ...  |
| 11 Mertoyudan         | –   | –      | ...  | ...  | ...                                      | ...  |
| 12 Tempuran           | –   | –      | ...  | ...  | ...                                      | ...  |
| 13 Kajoran            | –   | –      | ...  | ...  | ...                                      | ...  |
| 14 Kaliangkrik        | –   | –      | ...  | ...  | ...                                      | ...  |
| 15 Bandongan          | –   | –      | ...  | ...  | ...                                      | ...  |
| 16 Windusari          | –   | –      | ...  | ...  | ...                                      | ...  |
| 17 Secang             | –   | –      | ...  | ...  | ...                                      | ...  |
| 18 Tegalrejo          | –   | –      | ...  | ...  | ...                                      | ...  |
| 19 Pakis              | –   | –      | ...  | ...  | ...                                      | ...  |
| 20 Grabag             | –   | –      | ...  | ...  | ...                                      | ...  |
| 21 Ngablak            | –   | –      | ...  | ...  | ...                                      | ...  |
| Kabupaten Magelang    | –   | 181,00 | ...  | ...  | ...                                      | ...  |

Lanjutan Tabel/*Continued Table 5.2.10*

| Kecamatan<br>District | Balaceng/<br>Dieffenbacia<br>(pohon/ tree ) |      | Dracaena/ Dracaena<br>(pohon/ tree ) |          | Euphorbia/Euphorbia<br>(pohon/ tree ) |      |
|-----------------------|---|------|--------------------------------------|----------|---------------------------------------|------|
|                       | 2023  | 2024 | 2023                                 | 2024     | 2023                                  | 2024 |
| (1)                   | (8)   | (9)  | (10)                                 | (11)     | (12)                                  | (13) |
| 1 Salaman             | ...   | ...  | -                                    | -        | ...                                   | ...  |
| 2 Borobudur           | ...   | ...  | -                                    | -        | ...                                   | ...  |
| 3 Ngluwar             | ...   | ...  | -                                    | -        | ...                                   | ...  |
| 4 Salam               | ...   | ...  | -                                    | -        | ...                                   | ...  |
| 5 Srumbung            | ...   | ...  | -                                    | -        | ...                                   | ...  |
| 6 Dukun               | ...   | ...  | -                                    | -        | ...                                   | ...  |
| 7 Muntilan            | ...   | ...  | -                                    | -        | ...                                   | ...  |
| 8 Mungkid             | ...   | ...  | -                                    | -        | ...                                   | ...  |
| 9 Sawangan            | ...   | ...  | -                                    | -        | ...                                   | ...  |
| 10 Candimulyo         | ...   | ...  | 6.000,00                             | 9.000,00 | ...                                   | ...  |
| 11 Mertoyudan         | ...   | ...  | -                                    | -        | ...                                   | ...  |
| 12 Tempuran           | ...   | ...  | -                                    | -        | ...                                   | ...  |
| 13 Kajoran            | ...   | ...  | -                                    | -        | ...                                   | ...  |
| 14 Kaliangkrik        | ...   | ...  | -                                    | -        | ...                                   | ...  |
| 15 Bandongan          | ...   | ...  | -                                    | -        | ...                                   | ...  |
| 16 Windusari          | ...   | ...  | -                                    | -        | ...                                   | ...  |
| 17 Secang             | ...   | ...  | -                                    | -        | ...                                   | ...  |
| 18 Tegalrejo          | ...   | ...  | -                                    | -        | ...                                   | ...  |
| 19 Pakis              | ...   | ...  | -                                    | -        | ...                                   | ...  |
| 20 Grabag             | ...   | ...  | -                                    | -        | ...                                   | ...  |
| 21 Ngablak            | ...   | ...  | -                                    | -        | ...                                   | ...  |
| Kabupaten Magelang    | ...   | ...  | 6.000,00                             | 9.000,00 | ...                                   | ...  |

Lanjutan Tabel/*Continued Table* 5.2.10

| Kecamatan<br>District | Gladiol/ Gladiol<br>(tangcai/stalks) |      | Hanjuang/ Cordyline<br>(pohon/ tree) |      | Herbras/ Gerbera<br>(tangcai/ stalks) |            |
|-----------------------|--------------------------------------|------|--------------------------------------|------|---------------------------------------|------------|
|                       | 2023                                 | 2024 | 2023                                 | 2024 | 2023                                  | 2024       |
| (1)                   | (14)                                 | (15) | (16)                                 | (17) | (18)                                  | (19)       |
| 1 Salaman             | ...                                  | ...  | -                                    | -    | -                                     | -          |
| 2 Borobudur           | ...                                  | ...  | -                                    | -    | -                                     | -          |
| 3 Ngluwar             | ...                                  | ...  | -                                    | -    | -                                     | -          |
| 4 Salam               | ...                                  | ...  | -                                    | -    | -                                     | -          |
| 5 Srumbung            | ...                                  | ...  | -                                    | -    | -                                     | -          |
| 6 Dukun               | ...                                  | ...  | -                                    | -    | -                                     | -          |
| 7 Muntilan            | ...                                  | ...  | -                                    | -    | -                                     | -          |
| 8 Mungkid             | ...                                  | ...  | -                                    | -    | -                                     | -          |
| 9 Sawangan            | ...                                  | ...  | -                                    | -    | -                                     | -          |
| 10 Candimulyo         | ...                                  | ...  | 10.294,00                            | -    | -                                     | -          |
| 11 Mertoyudan         | ...                                  | ...  | -                                    | -    | -                                     | -          |
| 12 Tempuran           | ...                                  | ...  | -                                    | -    | -                                     | -          |
| 13 Kajoran            | ...                                  | ...  | -                                    | -    | -                                     | -          |
| 14 Kaliangkrik        | ...                                  | ...  | -                                    | -    | -                                     | -          |
| 15 Bandongan          | ...                                  | ...  | -                                    | -    | 220.370,00                            | 147.704,00 |
| 16 Windusari          | ...                                  | ...  | -                                    | -    | -                                     | -          |
| 17 Secang             | ...                                  | ...  | -                                    | -    | -                                     | -          |
| 18 Tegalrejo          | ...                                  | ...  | -                                    | -    | -                                     | -          |
| 19 Pakis              | ...                                  | ...  | -                                    | -    | -                                     | -          |
| 20 Grabag             | ...                                  | ...  | -                                    | -    | -                                     | -          |
| 21 Ngablak            | ...                                  | ...  | -                                    | -    | -                                     | -          |
| KabupatenMagelang     | ...                                  | ...  | 10.294,00                            | -    | 220.370,00                            | 147.704,00 |

Lanjutan Tabel/*Continued Table 5.2.10*

| Kecamatan<br>District | KambojaJepang/<br>Adenium<br>(pohon/ tree ) |      | KeladiHias/Caladium<br>(pohon/ tree ) |      | Krisan/Chrysantemum<br>(tangkai/ stalks ) |      |
|-----------------------|---|------|---------------------------------------|------|---|------|
|                       | 2023  | 2024 | 2023                                  | 2024 | 2023                                      | 2024 |
| (1)                   | (20)  | (21) | (22)                                  | (23) | (24)                                      | (25) |
| 1 Salaman             | ...   | ...  | ...                                   | ...  | ...                                       | ...  |
| 2 Borobudur           | ...   | ...  | ...                                   | ...  | ...                                       | ...  |
| 3 Ngluwar             | ...   | ...  | ...                                   | ...  | ...                                       | ...  |
| 4 Salam               | ...   | ...  | ...                                   | ...  | ...                                       | ...  |
| 5 Srumbung            | ...   | ...  | ...                                   | ...  | ...                                       | ...  |
| 6 Dukun               | ...   | ...  | ...                                   | ...  | ...                                       | ...  |
| 7 Muntilan            | ...   | ...  | ...                                   | ...  | ...                                       | ...  |
| 8 Mungkid             | ...   | ...  | ...                                   | ...  | ...                                       | ...  |
| 9 Sawangan            | ...   | ...  | ...                                   | ...  | ...                                       | ...  |
| 10 Candimulyo         | ...   | ...  | ...                                   | ...  | ...                                       | ...  |
| 11 Mertoyudan         | ...   | ...  | ...                                   | ...  | ...                                       | ...  |
| 12 Tempuran           | ...   | ...  | ...                                   | ...  | ...                                       | ...  |
| 13 Kajoran            | ...   | ...  | ...                                   | ...  | ...                                       | ...  |
| 14 Kaliangkrik        | ...   | ...  | ...                                   | ...  | ...                                       | ...  |
| 15 Bandongan          | ...   | ...  | ...                                   | ...  | ...                                       | ...  |
| 16 Windusari          | ...   | ...  | ...                                   | ...  | ...                                       | ...  |
| 17 Secang             | ...   | ...  | ...                                   | ...  | ...                                       | ...  |
| 18 Tegalrejo          | ...   | ...  | ...                                   | ...  | ...                                       | ...  |
| 19 Pakis              | ...   | ...  | ...                                   | ...  | ...                                       | ...  |
| 20 Grabag             | ...   | ...  | ...                                   | ...  | ...                                       | ...  |
| 21 Ngablak            | ...   | ...  | ...                                   | ...  | ...                                       | ...  |
| Kabupaten Magelang    | ...   | ...  | ...                                   | ...  | ...                                       | ...  |

Lanjutan Tabel/*Continued Table* 5.2.10

| Kecamatan<br>District | Mawar/ Rose<br>(tangkai/ stalks ) |              | Melati/ Jasmine<br>(kg/ kg ) |      | Monstera/<br>Monstera<br>(pohon/ tree ) |      |
|-----------------------|-----------------------------------|--------------|------------------------------|------|---|------|
|                       | 2023                              | 2024         | 2023                         | 2024 | 2023                                    | 2024 |
| (1)                   | (26)                              | (27)         | (28)                         | (29) | (30)                                    | (31) |
| 1 Salaman             | -                                 | -            | -                            | -    | ...                                     | ...  |
| 2 Borobudur           | -                                 | -            | -                            | -    | ...                                     | ...  |
| 3 Ngluwar             | -                                 | -            | -                            | -    | ...                                     | ...  |
| 4 Salam               | -                                 | -            | -                            | -    | ...                                     | ...  |
| 5 Srumbung            | -                                 | -            | -                            | -    | ...                                     | ...  |
| 6 Dukun               | -                                 | -            | -                            | -    | ...                                     | ...  |
| 7 Muntilan            | -                                 | -            | -                            | -    | ...                                     | ...  |
| 8 Mungkid             | -                                 | -            | -                            | -    | ...                                     | ...  |
| 9 Sawangan            | -                                 | -            | -                            | -    | ...                                     | ...  |
| 10 Candimulyo         | -                                 | -            | 13.250,00                    | -    | ...                                     | ...  |
| 11 Mertoyudan         | -                                 | -            | -                            | -    | ...                                     | ...  |
| 12 Tempuran           | -                                 | -            | -                            | -    | ...                                     | ...  |
| 13 Kajoran            | -                                 | -            | -                            | -    | ...                                     | ...  |
| 14 Kaliangkrik        | -                                 | -            | -                            | -    | ...                                     | ...  |
| 15 Bandongan          | -                                 | -            | -                            | -    | ...                                     | ...  |
| 16 Windusari          | -                                 | -            | -                            | -    | ...                                     | ...  |
| 17 Secang             | -                                 | -            | -                            | -    | ...                                     | ...  |
| 18 Tegalrejo          | -                                 | -            | -                            | -    | ...                                     | ...  |
| 19 Pakis              | 7.130.153,00                      | 5.629.323,00 | -                            | -    | ...                                     | ...  |
| 20 Grabag             | -                                 | -            | -                            | -    | ...                                     | ...  |
| 21 Ngablak            | -                                 | -            | -                            | -    | ...                                     | ...  |
| KabupatenMagelang     | 7.130.153,00                      | 5.629.323,00 | 13.250,00                    | -    | ...                                     | ...  |

Lanjutan Tabel/*Continued Table 5.2.10*

| Kecamatan<br>District | Pakis/ Leather Leaf Fern<br>(pohon/ tree ) |              | Palem/ Palm<br>(pohon/ tree ) |      | Pedang-Pedangan/<br>Sansevieria<br>(rumpun/ clumps ) |          |
|-----------------------|--|--------------|-------------------------------|------|--|----------|
|                       | 2023                                       | 2024         | 2023                          | 2024 | 2023   | 2024     |
| (1)                   | (32)                                       | (33)         | (34)                          | (35) | (36)   | (37)     |
| 1 Salaman             | -  | -            | -                             | -    | -  | -        |
| 2 Borobudur           | -  | -            | -                             | -    | -  | -        |
| 3 Ngluwar             | -  | -            | -                             | -    | -  | -        |
| 4 Salam               | -  | -            | -                             | -    | 1.250,00   | -        |
| 5 Srumbung            | -  | -            | -                             | -    | -  | -        |
| 6 Dukun               | -  | -            | -                             | -    | -  | -        |
| 7 Muntilan            | -  | -            | -                             | -    | -  | -        |
| 8 Mungkid             | -  | -            | -                             | -    | -  | -        |
| 9 Sawangan            | -  | -            | -                             | -    | -  | -        |
| 10 Candimulyo         | -  | -            | -                             | -    | 17.500,00  | 3.700,00 |
| 11 Mertoyudan         | -  | -            | -                             | -    | -  | -        |
| 12 Tempuran           | -  | -            | -                             | -    | -  | -        |
| 13 Kajoran            | 12.414.719,00                              | 1.264.844,00 | -                             | -    | -  | -        |
| 14 Kaliangkrik        | -  | -            | -                             | -    | -  | -        |
| 15 Bandongan          | -  | -            | -                             | -    | -  | -        |
| 16 Windusari          | -  | -            | -                             | -    | -  | -        |
| 17 Secang             | -  | -            | -                             | -    | -  | -        |
| 18 Tegalrejo          | -  | -            | -                             | -    | -  | -        |
| 19 Pakis              | 28.294,00                                  | 124.257,00   | -                             | -    | -  | -        |
| 20 Grabag             | -  | -            | -                             | -    | -  | -        |
| 21 Ngablak            | -  | -            | -                             | -    | -  | -        |
| Kabupaten Magelang    | 12.443.013,00                              | 1.389.101,00 | -                             | -    | 18.750,00  | 3.700,00 |

Lanjutan Tabel/*Continued Table* 5.2.10

| Kecamatan<br>District | Philodendron/<br>Philodendron<br>(pohon/ tree) |      | Pisang–Pisangan/<br>Heliconia<br>(tangkai/ stalks) |       | Sedap Malam/ Tuberose<br>(tangkai/ stalks ) |              |
|-----------------------|--|------|--|-------|---|--------------|
|                       | 2023   | 2024 | 2023   | 2024  | 2023  | 2024         |
| (1)                   | (38)   | (39) | (40)   | (41)  | (42)  | (43)         |
| 1 Salaman             | -  | -    | -  | -     | -   | -            |
| 2 Borobudur           | -  | -    | -  | -     | -   | -            |
| 3 Ngluwar             | -  | -    | -  | -     | -   | -            |
| 4 Salam               | -  | -    | -  | -     | -   | -            |
| 5 Srumbung            | -  | -    | -  | -     | -   | -            |
| 6 Dukun               | -  | -    | -  | -     | -   | -            |
| 7 Muntilan            | -  | -    | -  | -     | -   | -            |
| 8 Mungkid             | -  | -    | -  | -     | -   | -            |
| 9 Sawangan            | -  | -    | -  | -     | -   | -            |
| 10 Candimulyo         | -  | -    | -  | 30,00 | -   | -            |
| 11 Mertoyudan         | -  | -    | -  | -     | -   | -            |
| 12 Tempuran           | -  | -    | -  | -     | -   | -            |
| 13 Kajoran            | -  | -    | -  | -     | -   | -            |
| 14 Kaliangkrik        | -  | -    | -  | -     | -   | -            |
| 15 Bandongan          | -  | -    | -  | -     | -   | -            |
| 16 Windusari          | -  | -    | -  | -     | -   | -            |
| 17 Secang             | -  | -    | -  | -     | -   | -            |
| 18 Tegalrejo          | -  | -    | -  | -     | -   | -            |
| 19 Pakis              | -  | -    | -  | -     | -   | -            |
| 20 Grabag             | -  | -    | -  | -     | 14.816.522,00                               | 6.069.672,00 |
| 21 Ngablak            | -  | -    | -  | -     | -   | -            |
| Kabupaten<br>Magelang | -  | -    | -  | 30,00 | 14.816.522,00                               | 6.069.672,00 |

Lanjutan Tabel/*Continued Table* 5.2.10

| Kecamatan<br>District | Soka/ Ixora<br>(pohon/ tree ) |        | Sri Rejeki/ Aglaonema<br>(pohon/ tree ) |          | Anggrek Potong/Cut<br>Orchid<br>(tangkai/ stalks ) |           |
|-----------------------|-------------------------------|--------|---|----------|--|-----------|
|                       | 2023                          | 2024   | 2023                                    | 2024     | 2023   | 2024      |
| (1)                   | (44)                          | (45)   | (46)                                    | (47)     | (48)   | (49)      |
| 1 Salaman             | -                             | -      | -                                       | -        | -  | -         |
| 2 Borobudur           | -                             | -      | -                                       | -        | 207,00   | 87,00     |
| 3 Ngluwar             | -                             | -      | 325,00                                  | 700,00   | -  | -         |
| 4 Salam               | -                             | -      | -                                       | -        | -  | -         |
| 5 Srumbung            | -                             | -      | -                                       | -        | -  | -         |
| 6 Dukun               | -                             | -      | -                                       | -        | -  | -         |
| 7 Muntilan            | -                             | -      | -                                       | 860,00   | 4.911,00   | 14.326,00 |
| 8 Mungkid             | -                             | -      | -                                       | -        | 365,00   | 930,00    |
| 9 Sawangan            | -                             | -      | -                                       | -        | -  | -         |
| 10 Candimulyo         | 4.125,00                      | 180,00 | 16.250,00                               | 5.750,00 | -  | -         |
| 11 Mertoyudan         | -                             | -      | -                                       | -        | -  | -         |
| 12 Tempuran           | -                             | -      | -                                       | -        | -  | -         |
| 13 Kajoran            | -                             | -      | -                                       | -        | -  | -         |
| 14 Kaliangkrik        | -                             | -      | -                                       | -        | -  | -         |
| 15 Bandongan          | -                             | -      | -                                       | -        | -  | -         |
| 16 Windusari          | -                             | -      | -                                       | -        | -  | -         |
| 17 Secang             | -                             | -      | 200,00                                  | 1.650,00 | 70,00  | 2.510,00  |
| 18 Tegalrejo          | -                             | -      | -                                       | -        | -  | -         |
| 19 Pakis              | -                             | -      | -                                       | -        | 3.920,00   | -         |
| 20 Grabag             | -                             | -      | -                                       | -        | -  | -         |
| 21 Ngablak            | -                             | -      | -                                       | -        | -  | -         |
| Kabupaten<br>Magelang | 4.125,00                      | 180,00 | 16.775,00                               | 8.960,00 | 9.473,00   | 17.853,00 |

Lanjutan Tabel/*Continued Table* 5.2.10

| Kecamatan<br>District | Anggrek Pot/Potted Orchid |            | Bromelia<br>(pohon/ tree) |      |
|-----------------------|---------------------------|------------|---------------------------|------|
|                       | 2023                      | 2024       | 2023                      | 2024 |
| (1)                   | (50)                      | (51)       | (52)                      | (53) |
| 1 Salaman             | -                         | -          | -                         | -    |
| 2 Borobudur           | -                         | -          | -                         | -    |
| 3 Ngluwar             | 2.175,00                  | 5.350,00   | -                         | -    |
| 4 Salam               | 3.171,00                  | 200,00     | -                         | -    |
| 5 Srumbung            | -                         | -          | -                         | -    |
| 6 Dukun               | -                         | -          | -                         | -    |
| 7 Muntilan            | -                         | 825,00     | -                         | -    |
| 8 Mungkid             | 300,00                    | 1.520,00   | -                         | -    |
| 9 Sawangan            | -                         | 350,00     | -                         | -    |
| 10 Candimulyo         | 205.750,00                | 172.000,00 | -                         | -    |
| 11 Mertoyudan         | -                         | -          | -                         | -    |
| 12 Tempuran           | -                         | -          | -                         | -    |
| 13 Kajoran            | -                         | -          | -                         | -    |
| 14 Kaliangkrik        | -                         | -          | -                         | -    |
| 15 Bandongan          | -                         | -          | -                         | -    |
| 16 Windusari          | -                         | -          | -                         | -    |
| 17 Secang             | -                         | 500,00     | -                         | -    |
| 18 Tegalrejo          | -                         | -          | -                         | -    |
| 19 Pakis              | 30.000,00                 | 120.000,00 | -                         | -    |
| 20 Grabag             | -                         | -          | -                         | -    |
| 21 Ngablak            | -                         | -          | -                         | -    |
| Kabupaten Magelang    | 241.396,00                | 300.745,00 | -                         | -    |

Lanjutan Tabel/Continued Table 5.2.10

| Kecamatan<br>District | Bugenvil<br>(pohon/ tree) |        | Puring/ Croton<br>(pohon/ tree) |      |
|-----------------------|---------------------------|--------|---------------------------------|------|
|                       | 2023                      | 2024   | 2023                            | 2024 |
| (1)                   | (54)                      | (55)   | (56)                            | (57) |
| 1 Salaman             | -                         | -      | -                               | -    |
| 2 Borobudur           | -                         | -      | -                               | -    |
| 3 Ngluwar             | -                         | -      | -                               | -    |
| 4 Salam               | -                         | -      | -                               | -    |
| 5 Srumbung            | -                         | -      | -                               | -    |
| 6 Dukun               | -                         | -      | -                               | -    |
| 7 Muntilan            | -                         | -      | -                               | -    |
| 8 Mungkid             | -                         | -      | -                               | -    |
| 9 Sawangan            | -                         | -      | -                               | -    |
| 10 Candimulyo         | -                         | 550,00 | -                               | -    |
| 11 Mertoyudan         | -                         | -      | -                               | -    |
| 12 Tempuran           | -                         | -      | -                               | -    |
| 13 Kajoran            | -                         | -      | -                               | -    |
| 14 Kaliangkrik        | -                         | -      | -                               | -    |
| 15 Bandongan          | -                         | -      | -                               | -    |
| 16 Windusari          | -                         | -      | -                               | -    |
| 17 Secang             | -                         | -      | -                               | -    |
| 18 Tegalrejo          | -                         | -      | -                               | -    |
| 19 Pakis              | -                         | -      | -                               | -    |
| 20 Grabag             | -                         | -      | -                               | -    |
| 21 Ngablak            | -                         | -      | -                               | -    |
| Kabupaten Magelang    | -                         | 550,00 | -                               | -    |

Catatan/Note: Anggrek hanya mencakup anggrek potong/ just includes cut flower

Sumber/Source: Badan Pusat Statistik, Statistik Pertanian Hortikultura SPH-TH/BPS-Statistic Indonesia Agricultural Statistic for Horticulture SPH-TH

**Tabel 5.2.11 Luas Panen Tanaman Hias Menurut Jenis Tanaman di Kabupaten Magelang, 2021–2024**  
**Harvested Area of Ornamental Plants by Kind of Plant in Magelang Regency, 2021– 2024**

| Jenis Tanaman<br>Kind of Plants       | Satuan<br>Unit | 2021       | 2022         | 2023       | 2024       |
|---------------------------------------|----------------|------------|--------------|------------|------------|
| (1)                                   | (2)            | (3)        | (4)          | (5)        | (6)        |
| AnthuriumBunga/<br>FlamingoLilyFlower | m2/m2          | –          | –            | –          | 29,00      |
| Anthurium Daun/<br>Anthurium          | m2/m2          | ...        | ...          | ...        | ...        |
| Balanceng/Dieffenbacia                | m2/m2          | ...        | ...          | ...        | ...        |
| Dracaena/Dracaena                     | m2/m2          | –          | –            | 900,00     | 500,00     |
| Euphorbia/Euphorbia                   | m2/m2          | ...        | ...          | ...        | ...        |
| Hanjuang/Cordyline                    | m2/m2          | –          | –            | 850,00     | –          |
| Herbras/ Gerbera                      | m2/m2          | 9.780,00   | 5.400,00     | 5.200,00   | 6.400,00   |
| Kamboja Jepang/<br>Adenium            | m2/m2          | ...        | ...          | ...        | ...        |
| KeladiHias/Caladium                   | m2/m2          | ...        | ...          | ...        | ...        |
| Krisan/Chrysantemum                   | m2/m2          | 7.425,00   | 1.850,00     | –          | –          |
| Mawar/ Rose                           | m2/m2          | 297.994,00 | 3.227.000,00 | 854.858,00 | 657.000,00 |
| Melati/ Jasmine                       | m2/m2          | –          | 2.000,00     | 600,00     | –          |
| Monstera/Monstera                     | m2/m2          | ...        | ...          | ...        | ...        |
| Pakis/LeatherLeafFem                  | m2/m2          | 481.500,00 | 448.771,00   | 239.454,00 | 306.592    |
| Palem/ Palm                           | pohon/tree     | –          | –            | –          | –          |
| Pedang–Pedangan/<br>Sansevieria       | m2/m2          | 1.501,00   | 1.501,00     | 750,00     | 250,00     |
| Philodendron/<br>Philodendron         | m2/m2          | –          | –            | –          | –          |
| Pisang–Pisangan/<br>Heliconia         | m2/m2          | 350,00     | 300,00       | 350,00     | 15,00      |
| SedapMalam/Tuberose                   | m2/m2          | 346.100,00 | 4.850.200,00 | 965.445,00 | 184.145,00 |
| Soka/ Ixora                           | m2/m2          | 6.900,00   | 50,00        | 165,00     | 30,00      |

Lanjutan Tabel/*Continued Table 5.2.11*

| Jenis Tanaman<br>Kind of Plants    | Satuan<br>Unit | 2021      | 2022     | 2023      | 2024      |
|------------------------------------|----------------|-----------|----------|-----------|-----------|
| (1)                                | (2)            | (3)       | (4)      | (5)       | (6)       |
| Sri Rejeki/<br>Aglaonema           | m2/m2          | 863,00    | 679,00   | 693,00    | 669,00    |
| Bromelia/<br>Bromelia              | m2/m2          | 4.966,00  | 4.393,00 | 12.024,00 | –         |
| Bugenvil/Bugenvil                  | m2/m2          | 11.333,00 | 1.250,00 | 1.317,00  | 140,00    |
| Pedang–<br>pedangan/<br>Sanseviera | m2/m2          | –         | –        | –         |           |
| Anggrek Pot/<br>Potted Orchid      | m2/m2          | –         | –        | –         | 20.187,00 |
| Anggrek Potong/<br>Cut Orchid      | m2/m2          | –         | –        | –         | 1.379,00  |
| Puring/Croton                      | m2/m2          | –         | –        |           | –         |

Catatan/Note: Anggrek hanya mencakup anggrek potong/ just includes cut flower

Sumber/Source: Badan Pusat Statistik, Statistik Pertanian Hortikultura SPH–TH/BPS–Statistics Indonesia, Agricultural Statistic for Horticulture SPH–TH

**Tabel 5.2.12** **Produksi Tanaman Hias Menurut Jenis Tanaman di Kabupaten Magelang, 2021–2024**  
**Production of Ornamental Plants by Kind of Plant in Magelang Regency, 2021–2024**

| Jenis Tanaman<br>Kind of Plants          | Satuan<br>Unit | 2021          | 2022          | 2023          | 2024         |
|--|----------------|---------------|---------------|---------------|--------------|
| (1)                                      | (2)            | (3)           | (4)           | (5)           | (6)          |
| Anthurium Bunga/<br>Flamingo Lily Flower | tangkai/stalks | –             | –             | –             | 181,00       |
| Anthurium Daun/<br>Anthurium             | pohon/tree     | ...           | ...           | ...           | ...          |
| Balanceng/Dieffenbacia                   | pohon/tree     | ...           | ...           | ...           | ...          |
| Dracaena/ Dracaena                       | pohon/tree     | –             | –             | 6.000,00      | 9.000,00     |
| Euphorbia/Euphorbia                      | pohon/tree     | ...           | ...           | ...           | ...          |
| Hanjuang/ Cordyline                      | pohon/tree     | –             | –             | 10.294,00     | –            |
| Herbras/ Gerbera                         | tangkai/stalks | 431.550,00    | 243.000,00    | 220.370,00    | 147.704,00   |
| Kambojapang/Adenium                      | pohon/tree     | ...           | ...           | ...           | ...          |
| KeladiHias/Caladium                      | pohon/tree     | ...           | ...           | ...           | ...          |
| Krisan/Chrysantemum                      | tangkai/stalks | 137.500,00    | 49.300,00     | –             | –            |
| Mawar/ Rose                              | tangkai/stalks | 10.107.472,00 | 9.697.464,00  | 7.130.153,00  | 5.629.323,00 |
| Melati/ Jasmine                          | kg             | –             | 5.500,00      | 13.250,00     | –            |
| Monstera/ Monstera                       | pohon/tree     | ...           | ...           | ...           | ...          |
| Pakis/LeatherLeafFern                    | pohon/tree     | 14.653.500,00 | 14.381.294,00 | 12.443.013,00 | 1.389.101,00 |
| Palem/ Palm                              | pohon/tree     | –             | –             | –             | –            |
| Pedang–Pedangan/<br>Sansevieria          | rumpun/clumps  | 1.501,00      | 600,00        | 18.750,00     |              |
| PhilodendronPhilodendron                 | tangkai/stalks | –             | –             | –             | –            |
| Pisang–Pisangan/Heliconia                | tangkai/stalks | 350,00        | 600,00        | 8.050,00      | 30,00        |
| SedapMalam/Tuberose                      | pohon/tree     | 20.290.900,00 | 16.820.290,00 | 14.816.522,00 | 6.069.672,00 |
| Soka/ Ixora                              | pohon/tree     | 6.900,00      | 2.000,00      | 4.125,00      | 180,00       |

Lanjutan Tabel/*Continued Table* 5.2.12

| Jenis Tanaman<br>Kind of Plants | Satuan<br>Unit | 2021      | 2022      | 2023       | 2024       |
|---------------------------------|----------------|-----------|-----------|------------|------------|
| (1)                             | (2)            | (3)       | (4)       | (5)        | (6)        |
| Sri Rejeki/Aglaonema            | pohon/tree     | 6.403,00  | 10.650,00 | 16.775,00  | 8.960,00   |
| Bromelia/Bromelia               | pohon/tree     | –         | –         | –          | –          |
| Bugenvil/Bugenvil               | pohon/tree     | –         | –         | –          | 550,00     |
| Pedang-pedangan/<br>Sans eviera | pohon/tree     | 1.501,00  | 1.525,00  | 18.750,00  | 3.700,00   |
| AnggrekPot/Potted<br>Orchid     | pohon/tree     | 6.380,00  | 42.950,00 | 241.396,00 | 300.745,00 |
| AnggrekPotong/Cut<br>Orchid     | tangkai/stalks | 21.483,00 | 4.809,00  | 9.473,00   | 17.853,00  |
| Puring/ Croton                  | pohon/tree     | –         | –         | –          | –          |

Catatan/Note: Anggrek hanya mencakup anggrek potong/ just includes cut flower

Sumber/Source: Badan Pusat Statistik Statistik Pertanian Hortikultura SPH-TH/BPS-Statistics Indonesia, Agricultural Statistics for Horticulture SPH-TH

**Tabel**  
**Table** 5.2.13**Produksi Buah-buahan dan Sayuran Tahunan Menurut Kecamatan dan Jenis Tanaman di Kabupaten Magelang (kuintal), 2023 dan 2024***Production of Annual Fruits and Vegetables by District and Kind of Plant in Magelang Regency (quintal), 2022 and 2023*

| Kecamatan<br>District |             | Buah-buahan/Fruits |           |               |        |             |      |
|-----------------------|-------------|--------------------|-----------|---------------|--------|-------------|------|
|                       |             | Alpukat/ Avocado   |           | Anggur/ Grape |        | Apel/ Apple |      |
|                       |             | 2023               | 2024      | 2023          | 2024   | 2023        | 2024 |
| (1)                   | (2)         | (3)                | (4)       | (5)           | (6)    | (7)         |      |
| 1                     | Salaman     | 307,00             | 307,45    | 14,00         | 9,25   | -           | -    |
| 2                     | Borobudur   | 445,00             | 338,12    | 25,00         | 7,82   | -           | -    |
| 3                     | Ngluwar     | 475,00             | 644,44    | -             | -      | -           | -    |
| 4                     | Salam       | 86,00              | 64,20     | -             | -      | -           | -    |
| 5                     | Srumbung    | 63,00              | 263,00    | -             | -      | -           | -    |
| 6                     | Dukun       | 381,00             | 546,00    | -             | -      | -           | -    |
| 7                     | Muntilan    | 102,00             | 81,60     | -             | -      | -           | -    |
| 8                     | Mungkid     | 246,00             | 319,90    | -             | 1,30   | -           | -    |
| 9                     | Sawangan    | 452,00             | 1.960,00  | 3,00          | 79,00  | -           | -    |
| 10                    | Candimulyo  | 83,00              | 51,67     | -             | -      | -           | -    |
| 11                    | Mertoyudan  | 622,00             | 488,80    | 4,00          | 3,95   | -           | -    |
| 12                    | Tempuran    | -                  | -         | -             | -      | -           | -    |
| 13                    | Kajoran     | 1.848,00           | 14.131,00 | -             | -      | -           | -    |
| 14                    | Kaliangkrik | 147,00             | 288,10    | -             | -      | -           | -    |
| 15                    | Bandongan   | 529,00             | 519,60    | 63,00         | 89,25  | -           | -    |
| 16                    | Windusari   | 792,00             | 133,80    | -             | -      | -           | -    |
| 17                    | Secang      | -                  | 250,00    | -             | -      | -           | -    |
| 18                    | Tegalrejo   | 493,00             | 354,90    | -             | 1,00   | -           | -    |
| 19                    | Pakis       | 1.096,00           | 954,75    | 4,00          | 5,37   | -           | -    |
| 20                    | Grabag      | 10.329,00          | 376,81    | -             | -      | -           | -    |
| 21                    | Ngablak     | 1.183,00           | 2.064,00  | -             | -      | -           | -    |
| Kabupaten Magelang    |             | 19.679,00          | 24.138,14 | 113,00        | 196,94 | -           | -    |

Lanjutan Tabel/*Continued Table 5.2.13*

| Kecamatan<br>District | Buah-buahan/Fruits  |        |                               |           |                |           |
|-----------------------|---------------------|--------|-------------------------------|-----------|----------------|-----------|
|                       | Belimbing/StarFruit |        | Duku/Langsak/Kokosan/<br>Duku |           | Durian/ Durian |           |
|                       | 2023                | 2024   | 2023                          | 2024      | 2023           | 2024      |
| (1)                   | (8)                 | (9)    | (10)                          | (11)      | (12)           | (13)      |
| 1 Salaman             | -                   | 8,50   | -                             | 975,00    | 4.621,00       | 21,54     |
| 2 Borobudur           | -                   | -      | -                             | 5,56      | -              | 118,44    |
| 3 Ngluwar             | 119,00              | 113,97 | 157,00                        | 451,61    | 1.007,00       | 918,93    |
| 4 Salam               | 10,00               | 90,89  | 2.580,00                      | 1.761,95  | 2.494,00       | 2.080,00  |
| 5 Srumbung            | 2,00                | 26,59  | -                             | 85,00     | 355,00         | -         |
| 6 Dukun               | -                   | -      | 5,00                          | 18,00     | -              | -         |
| 7 Muntilan            | -                   | -      | -                             | -         | -              | -         |
| 8 Mungkid             | 98,00               | 102,74 | 145,00                        | 782,40    | 384,00         | 252,40    |
| 9 Sawangan            | 27,00               | -      | -                             | 336,00    | 785,00         | 780,72    |
| 10 Candimulyo         | -                   | -      | -                             | 2.108,56  | 5.751,00       | 7.218,80  |
| 11 Mertoyudan         | -                   | 3,20   | -                             | -         | 12,00          | 12,00     |
| 12 Tempuran           | -                   | -      | 67,00                         | -         | 14.095,00      | 84,00     |
| 13 Kajoran            | -                   | -      | -                             | 253,72    | 1.350,00       | 380,00    |
| 14 Kaliangkrik        | -                   | -      | 176,00                        | 148,86    | 575,00         | -         |
| 15 Bandongan          | 78,00               | 79,28  | 160,00                        | 280,30    | 3.160,00       | 1.057,78  |
| 16 Windusari          | -                   | -      | -                             | 148,41    | 1.068,00       | 962,07    |
| 17 Secang             | -                   | -      | -                             | -         | 2.648,00       | 1.998,75  |
| 18 Tegalrejo          | -                   | -      | 612,00                        | 2.358,25  | 704,00         | 234,67    |
| 19 Pakis              | -                   | -      | -                             | 104,57    | 966,00         | 879,52    |
| 20 Grabag             | -                   | -      | 249,00                        | 3.767,60  | 4.902,00       | 4.982,95  |
| 21 Ngablak            | -                   | -      | -                             | -         | -              | 140,00    |
| Kabupaten Magelang    | 334,00              | 425,17 | 4.151,00                      | 13.585,79 | 44.877,00      | 22.122,57 |

Lanjutan Tabel/*Continued Table* 5.2.13

| Kecamatan<br>District | Buah–buahan/Fruits     |          |                   |           |                  |        |
|-----------------------|------------------------|----------|-------------------|-----------|------------------|--------|
|                       | Jambu Air/ Water Apple |          | Jambu Biji/ Guava |           | Jengkol/ Jengkol |        |
|                       | 2023                   | 2024     | 2023              | 2024      | 2023             | 2024   |
| (1)                   | (14)                   | (15)     | (16)              | (17)      | (18)             | (19)   |
| 1 Salaman             | –                      | –        | –                 | 103,40    | –                | –      |
| 2 Borobudur           | –                      | –        | –                 | –         | –                | –      |
| 3 Ngluwar             | 1.020,00               | 784,34   | 222,00            | 252,68    | –                | 18,60  |
| 4 Salam               | 2.689,00               | 1.842,00 | 449,00            | 325,30    | 25,00            | 14,50  |
| 5 Srumbung            | 129,00                 | 84,10    | 74,00             | –         | –                | –      |
| 6 Dukun               | 180,00                 | 105,10   | 2.755,00          | –         | 2,00             | 0,35   |
| 7 Muntilan            | 1,00                   | 0,82     | 124,00            | 26,98     | –                | –      |
| 8 Mungkid             | 211,00                 | 116,90   | 343,00            | 395,60    | –                | –      |
| 9 Sawangan            | 265,00                 | 131,05   | 1.600,00          | 1.606,36  | 25,00            | –      |
| 10 Candimulyo         | –                      | –        | –                 | –         | –                | –      |
| 11 Mertoyudan         | 12,00                  | 34,31    | 150,00            | 215,50    | –                | –      |
| 12 Tempuran           | –                      | –        | –                 | –         | –                | –      |
| 13 Kajoran            | 11,00                  | –        | 118,00            | 111,48    | 80,00            | 48,00  |
| 14 Kaliangkrik        | –                      | –        | –                 | –         | 44,00            | –      |
| 15 Bandongan          | 340,00                 | 336,00   | 388,00            | 277,00    | 874,00           | 813,00 |
| 16 Windusari          | 86,00                  | 2,80     | 6.192,00          | 3.771,67  | –                | –      |
| 17 Secang             | –                      | –        | –                 | –         | –                | –      |
| 18 Tegalrejo          | 180,00                 | –        | 461,00            | 363,50    | –                | –      |
| 19 Pakis              | –                      | –        | 14,00             | 13,50     | –                | –      |
| 20 Grabag             | –                      | –        | 15.872,00         | 8.834,00  | 223,00           | 30,89  |
| 21 Ngablak            | –                      | –        | 1.265,00          | 1.610,05  | –                | –      |
| Kabupaten<br>Magelang | 5.124,00               | 3.437,42 | 30.027,00         | 17.907,02 | 1.273,00         | 925,34 |

Lanjutan Tabel/Continued Table 5.2.13

| Kecamatan<br>District | Buah-buahan/Fruits |       |  |        |               |          |
|-----------------------|--------------------|-------|--|--------|---------------|----------|
|                       | Jeruk Besar/Pomelo |       | Jeruk Siam/Keprok/<br>Orange/Tangerine |        | Mangga/ Mango |          |
|                       | 2023               | 2024  | 2023                                   | 2024   | 2023          | 2024     |
| (1)                   | (20)               | (21)  | (22)                                   | (23)   | (24)          | (25)     |
| 1 Salaman             | -                  | -     | -                                      | -      | 3.825,00      | 2.631,60 |
| 2 Borobudur           | -                  | -     | 688,00                                 | 86,50  | 744,00        | 685,60   |
| 3 Ngluwar             | -                  | -     | -                                      | -      | 769,00        | 1.199,83 |
| 4 Salam               | -                  | -     | -                                      | -      | 3.887,00      | 2.812,00 |
| 5 Srumbung            | -                  | -     | 75,00                                  | 70,55  | 497,00        | 138,00   |
| 6 Dukun               | -                  | -     | 20,00                                  | 17,20  | 70,00         | 268,80   |
| 7 Muntilan            | -                  | -     | -                                      | -      | -             | 296,45   |
| 8 Mungkid             | -                  | -     | -                                      | -      | 833,00        | 172,80   |
| 9 Sawangan            | -                  | -     | 210,00                                 | 182,00 | 120,00        | 95,00    |
| 10 Candimulyo         | -                  | -     | -                                      | -      | 90,00         | 57,28    |
| 11 Mertoyudan         | 5,00               | 26,50 | -                                      | -      | 768,00        | 753,30   |
| 12 Tempuran           | -                  | -     | 11,00                                  | 9,96   | -             | 131,20   |
| 13 Kajoran            | -                  | -     | 180,00                                 | 39,28  | 230,00        | 35,00    |
| 14 Kaliangkrik        | -                  | -     | -                                      | -      | 135,00        | 60,35    |
| 15 Bandongan          | -                  | -     | 54,00                                  | 47,50  | 1.772,00      | 368,50   |
| 16 Windusari          | -                  | -     | 12,00                                  | 4,34   | 140,00        | 138,14   |
| 17 Secang             | -                  | -     | 145,00                                 | 138,56 | -             | -        |
| 18 Tegalrejo          | -                  | -     | -                                      | -      | 68,00         | 16,00    |
| 19 Pakis              | -                  | -     | 174,00                                 | 177,20 | -             | -        |
| 20 Grabag             | -                  | -     | -                                      | -      | -             | -        |
| 21 Ngablak            | -                  | -     | 493,00                                 | 51,00  | -             | -        |
| Kabupaten Magelang    | 5,00               | 26,50 | 2.062,00                               | 824,09 | 13.948,00     | 9.859,85 |

Lanjutan Tabel/*Continued Table* 5.2.13

| Kecamatan<br>District | Buah–buahan/Fruits |          |                             |           |                               |           |
|-----------------------|--------------------|----------|-----------------------------|-----------|-------------------------------|-----------|
|                       | Manggis/Mangosteen |          | Melinjo/ Gnetum/<br>Melinjo |           | Nangka/Cempedak/<br>Jackfruit |           |
|                       | 2023               | 2024     | 2023                        | 2024      | 2023                          | 2024      |
| (1)                   | (26)               | (27)     | (28)                        | (29)      | (30)                          | (31)      |
| 1 Salaman             | –                  | –        | –                           | 750,00    | –                             | –         |
| 2 Borobudur           | –                  | –        | –                           | –         | –                             | –         |
| 3 Ngluwar             | 299,00             | 215,98   | 13.791,00                   | 10.499,36 | 4.608,00                      | 5.358,51  |
| 4 Salam               | 3.853,00           | 905,00   | 1.854,00                    | 668,00    | 828,00                        | 429,65    |
| 5 Srumbung            | 4.301,00           | 3.703,00 | –                           | –         | 2.322,00                      | 231,00    |
| 6 Dukun               | 333,00             | 169,50   | 5,00                        | 28,80     | 3.022,00                      | 548,40    |
| 7 Muntilan            | 13,00              | –        | –                           | –         | 133,00                        | 28,98     |
| 8 Mungkid             | 169,00             | 186,50   | 122,00                      | 59,70     | 1.790,00                      | 2.530,50  |
| 9 Sawangan            | 70,00              | 76,05    | –                           | –         | 4.629,00                      | 3.977,90  |
| 10 Candimulyo         | 461,00             | –        | –                           | –         | 416,00                        | 93,85     |
| 11 Mertoyudan         | –                  | –        | –                           | 18,40     | 135,00                        | 140,00    |
| 12 Tempuran           | –                  | –        | –                           | –         | 1.417,00                      | 913,08    |
| 13 Kajoran            | 309,00             | 52,00    | 5.262,00                    | 1.849,80  | 6.698,00                      | 7.727,00  |
| 14 Kaliangkrik        | 71,00              | 90,70    | –                           | –         | 42,00                         | 18,84     |
| 15 Bandongan          | 607,00             | 530,56   | 500,00                      | 826,00    | 426,00                        | 520,86    |
| 16 Windusari          | 246,00             | 39,84    | 63,00                       | 37,89     | 486,00                        | 1.597,57  |
| 17 Secang             | –                  | –        | –                           | –         | –                             | –         |
| 18 Tegalrejo          | 219,00             | 150,00   | –                           | 11,00     | 372,00                        | 589,00    |
| 19 Pakis              | 9,00               | 8,90     | –                           | –         | 2.125,00                      | 2.111,00  |
| 20 Grabag             | –                  | 169,94   | 156,00                      | 275,00    | –                             | 7.235,00  |
| 21 Ngablak            | –                  | 26,51    | –                           | –         | 17,00                         | 3,12      |
| Kabupaten Magelang    | 10.960,00          | 6.324,48 | 21.753,00                   | 15.023,95 | 29.466,00                     | 34.054,26 |

Lanjutan Tabel/*Continued Table* 5.2.13

| Kecamatan<br>District | Buah–buahan/Fruits |        |                |           |                            |           |
|-----------------------|--------------------|--------|----------------|-----------|----------------------------|-----------|
|                       | Nenas/ Pineapple   |        | Pepaya/ Papaya |           | Petai/Twisted Cluster Bean |           |
|                       | 2023               | 2024   | 2023           | 2024      | 2023                       | 2024      |
| (1)                   | (32)               | (33)   | (34)           | (35)      | (36)                       | (37)      |
| 1 Salaman             | 4,00               | 1,90   | 1.224,00       | 5.654,10  | 3.686,00                   | 2.384,22  |
| 2 Borobudur           | 24,00              | 22,89  | 5.825,00       | 7.415,00  | 579,00                     | –         |
| 3 Ngluwar             | 9,00               | 3,58   | 531,00         | 663,85    | –                          | 340,65    |
| 4 Salam               | 17,00              | 8,00   | 448,00         | 209,50    | 96,00                      | 80,50     |
| 5 Srumbung            | 36,00              | 2,00   | 1.245,00       | 544,00    | –                          | –         |
| 6 Dukun               | 47,00              | 26,00  | 128,00         | 62,47     | 14,00                      | 19,24     |
| 7 Muntilan            | –                  | –      | 49,00          | 76,08     | –                          | –         |
| 8 Mungkid             | –                  | –      | 4.192,00       | 4.880,20  | 24,00                      | 33,60     |
| 9 Sawangan            | –                  | 10,00  | 4.541,00       | 1.957,17  | 70,00                      | 500,40    |
| 10 Candimulyo         | –                  | –      | 5.627,00       | 10.790,00 | –                          | 694,20    |
| 11 Mertoyudan         | –                  | 0,40   | 2.464,00       | 2.525,00  | –                          | 3,00      |
| 12 Tempuran           | –                  | –      | 5.954,00       | 3.283,24  | 738,00                     | 1.258,56  |
| 13 Kajoran            | 15,00              | 10,20  | 1.039,00       | 764,95    | 2.259,00                   | 572,16    |
| 14 Kalingkrik         | 2,00               | 4,80   | 564,00         | 800,80    | 224,00                     | 231,90    |
| 15 Bandongan          | 26,00              | 36,20  | 3.070,00       | 2.290,00  | 1.084,00                   | 701,00    |
| 16 Windusari          | –                  | –      | 1.819,00       | 2.216,31  | 521,00                     | 307,40    |
| 17 Secang             | –                  | –      | 298,00         | 315,58    | –                          | –         |
| 18 Tegalrejo          | –                  | –      | 1.740,00       | 1.692,50  | 81,00                      | 419,62    |
| 19 Pakis              | –                  | –      | 474,00         | 920,00    | –                          | –         |
| 20 Grabag             | –                  | –      | 7.753,00       | 5.724,56  | 6.430,00                   | 12.269,12 |
| 21 Ngablak            | –                  | –      | –              | –         | –                          | –         |
| Kabupaten Magelang    | 180,00             | 125,97 | 48.985,00      | 52.785,31 | 15.806,00                  | 19.815,57 |

Lanjutan Tabel/*Continued Table* 5.2.13

| Kecamatan<br>District | Buah-buahan/Fruits |            |                   |           |                   |            |
|-----------------------|--------------------|------------|-------------------|-----------|-------------------|------------|
|                       | Pisang/ Banana     |            | Rambutan/Rambutan |           | Salak/ Snakefruit |            |
|                       | 2023               | 2024       | 2023              | 2024      | 2023              | 2024       |
| (1)                   | (38)               | (39)       | (40)              | (41)      | (42)              | (43)       |
| 1 Salaman             | 1.457,00           | 3.473,00   | 21.600,00         | 10.965,00 | 624,00            | 1.286,00   |
| 2 Borobudur           | 850,00             | 678,75     | 1.049,00          | 953,64    | -                 | -          |
| 3 Ngluwar             | 671,00             | 304,33     | 1.169,00          | 597,79    | 1.058,00          | 555,16     |
| 4 Salam               | 6.933,00           | 4.452,50   | 6.385,00          | 2.623,00  | 55.617,00         | 8.126,75   |
| 5 Srumbung            | 29.732,00          | 20.349,80  | -                 | -         | 908.668,00        | 810.538,00 |
| 6 Dukun               | 1.449,00           | 1.557,80   | 2.175,00          | 1.693,50  | 2,00              | 10,30      |
| 7 Muntilan            | 6.118,00           | 3.802,24   | -                 | -         | -                 | -          |
| 8 Mungkid             | 2.077,00           | 2.916,50   | 6.427,00          | 3.831,60  | 2.431,00          | 2.892,40   |
| 9 Sawangan            | 4.781,00           | 2.688,00   | 511,00            | 2.190,48  | 1.178,00          | 354,15     |
| 10 Candimulyo         | 849,00             | 505,95     | -                 | -         | 1.107,00          | 85,00      |
| 11 Mertoyudan         | 2.894,00           | 1.400,00   | 1.450,00          | 665,00    | 162,00            | 195,00     |
| 12 Tempuran           | 1.167,00           | 434,72     | 7.910,00          | 975,34    | 52,00             | -          |
| 13 Kajoran            | 33.169,00          | 19.288,00  | -                 | -         | 15.147,00         | 10.686,00  |
| 14 Kaliangkrik        | 200,00             | 301,56     | 854,00            | 1.292,42  | 4.415,00          | 1.252,58   |
| 15 Bandongan          | 13.906,00          | 6.914,00   | 1.091,00          | 709,00    | -                 | 444,42     |
| 16 Windusari          | 777,00             | 796,52     | 619,00            | 214,76    | 1.846,00          | 901,50     |
| 17 Secang             | 10.400,00          | 6.297,00   | -                 | -         | -                 | -          |
| 18 Tegalrejo          | 4.160,00           | 6.776,00   | 1.426,00          | 242,20    | 45,00             | 14,00      |
| 19 Pakis              | 3.075,00           | 3.453,00   | 836,00            | 836,80    | -                 | -          |
| 20 Grabag             | 45.854,00          | 41.592,00  | 657,00            | 15.580,04 | -                 | -          |
| 21 Ngablak            | 2.434,00           | 2.734,00   | -                 | -         | -                 | -          |
| KabupatenMagelang     | 172.953,00         | 130.715,67 | 54.159,00         | 43.370,57 | 992.352,00        | 837.341,26 |

Lanjutan Tabel/Continued Table 5.2.13

| Kecamatan<br>District | Buah-buahan/Fruits  |          |                 |          |                   |          |
|-----------------------|---------------------|----------|-----------------|----------|-------------------|----------|
|                       | Sawo/Sapodilla/Sawo |          | Sirsak/ Soursop |          | Sukun/ Breadfruit |          |
|                       | 2023                | 2024     | 2023            | 2024     | 2023              | 2024     |
| (1)                   | (44)                | (45)     | (46)            | (47)     | (48)              | (49)     |
| 1 Salaman             | -                   | 493,85   | 3.626,00        | 1.680,00 | 367,00            | 702,00   |
| 2 Borobudur           | -                   | -        | -               | -        | -                 | -        |
| 3 Ngluwar             | 1.539,00            | 2.513,98 | 504,00          | 502,51   | 2.588,00          | 2.709,70 |
| 4 Salam               | 191,00              | 165,00   | 72,00           | 25,00    | 145,00            | 72,50    |
| 5 Srumbung            | -                   | -        | 98,00           | 32,00    | -                 | -        |
| 6 Dukun               | 328,00              | 302,20   | 2,00            | 2,00     | 42,00             | 41,14    |
| 7 Muntilan            | -                   | -        | -               | -        | -                 | -        |
| 8 Mungkid             | 102,00              | 19,60    | 144,00          | 156,70   | 491,00            | 674,40   |
| 9 Sawangan            | -                   | -        | -               | -        | 410,00            | 60,00    |
| 10 Candimulyo         | -                   | -        | -               | -        | -                 | -        |
| 11 Mertoyudan         | -                   | 7,50     | -               | 14,50    | -                 | 3,00     |
| 12 Tempuran           | -                   | -        | -               | -        | -                 | -        |
| 13 Kajoran            | 22,00               | -        | 75,00           | -        | 3,00              | 4,00     |
| 14 Kaliangkrik        | -                   | -        | -               | -        | -                 | -        |
| 15 Bandongan          | 250,00              | 289,00   | 145,00          | 130,05   | 1.061,00          | 1.612,00 |
| 16 Windusari          | 125,00              | 8,93     | 287,00          | 124,22   | 68,00             | -        |
| 17 Secang             | -                   | -        | 159,00          | 125,00   | -                 | -        |
| 18 Tegalrejo          | 133,00              | -        | 928,00          | 816,25   | 208,00            | -        |
| 19 Pakis              | -                   | -        | -               | -        | -                 | -        |
| 20 Grabag             | -                   | -        | 914,00          | 120,00   | 585,00            | 184,00   |
| 21 Ngablak            | -                   | -        | -               | -        | 20,00             | -        |
| Kabupaten Magelang    | 2.690,00            | 3.800,06 | 6.954,00        | 3.728,23 | 5.988,00          | 6.062,74 |

Lanjutan Tabel/Continued Table 5.2.13

| Kecamatan<br>District     | Buah-buahan/Fruits         |             |               |               |                               |                  |
|---------------------------|----------------------------|-------------|---------------|---------------|-------------------------------|------------------|
|                           | Buah naga/ Dragon<br>fruit |             | Lemon         |               | Lengkeng/Dimocarpus<br>Longan |                  |
|                           | 2023                       | 2024        | 2023          | 2024          | 2023                          | 2024             |
| (1)                       | (50)                       | (51)        | (52)          | (53)          | (54)                          | (55)             |
| 1 Salaman                 | -                          | -           | -             | -             | 2.462,00                      | 1.528,40         |
| 2 Borobudur               | -                          | -           | -             | -             | 1.757,00                      | 7.308,25         |
| 3 Ngluwar                 | -                          | -           | -             | -             | 1.075,00                      | 704,61           |
| 4 Salam                   | -                          | -           | -             | -             | -                             | -                |
| 5 Srumbung                | -                          | -           | -             | -             | -                             | -                |
| 6 Dukun                   | -                          | -           | -             | -             | 795,00                        | 570,50           |
| 7 Muntilan                | -                          | -           | 11,00         | 11,06         | 350,00                        | -                |
| 8 Mungkid                 | -                          | -           | -             | -             | 188,00                        | 176,90           |
| 9 Sawangan                | -                          | -           | 40,00         | 46,00         | 367,00                        | 484,63           |
| 10 Candimulyo             | -                          | -           | -             | -             | -                             | -                |
| 11 Mertoyudan             | -                          | -           | 15,00         | 85,00         | 1.648,00                      | 1.490,00         |
| 12 Tempuran               | -                          | -           | -             | -             | 2.715,00                      | 65,40            |
| 13 Kajoran                | -                          | -           | -             | -             | -                             | -                |
| 14 Kaliangkrik            | -                          | -           | -             | -             | -                             | -                |
| 15 Bandongan              | -                          | -           | 38,00         | 63,00         | 383,00                        | 563,00           |
| 16 Windusari              | 2,00                       | 4,16        | 46,00         | 29,60         | -                             | -                |
| 17 Secang                 | -                          | -           | 4,00          | 2,60          | 259,00                        | 288,75           |
| 18 Tegalrejo              | -                          | -           | 21,00         | 15,25         | 5,00                          | -                |
| 19 Pakis                  | -                          | -           | -             | -             | -                             | -                |
| 20 Grabag                 | -                          | -           | 264,00        | 88,16         | -                             | -                |
| 21 Ngablak                | -                          | -           | 142,00        | 126,00        | -                             | -                |
| <b>Kabupaten Magelang</b> | <b>2,00</b>                | <b>4,16</b> | <b>581,00</b> | <b>466,67</b> | <b>12.004,00</b>              | <b>13.180,44</b> |

Sumber/Source: Badan Pusat Statistik, Statistik Pertanian Hortikultura SPH-BST/BPS-Statistik Indonesia, Agricultural Statistics for Horticulture SPH-BST

**Tabel**  
**Table** 5.2.14

**Produksi Buah–Buahan dan Sayuran Tahunan Menurut Jenis Tanaman di Kabupaten Magelang (kuintal), 2021–2024**

*Production of Annual Fruits and Vegetables by Kind of Plant in Magelang Regency (quintal), 2021–2024*

| Jenis Tanaman<br>Kind of Plants       | 2021       | 2022       | 2023       | 2024       |
|---------------------------------------|------------|------------|------------|------------|
| (1)                                   | (2)        | (3)        | (4)        | (5)        |
| <b>Buah–Buahan/ Fruits:</b>           |            |            |            |            |
| Alpukat/ Avocado                      | 20.493,00  | 20.508,00  | 19.679,00  | 24.138,14  |
| Anggur/ Grape                         | 99,00      | 87,00      | 113,00     | 196,94     |
| Apel/ Apple                           | –          | –          | –          | –          |
| Belimbing/ Star Fruit                 | 221,00     | 367,00     | 334,00     | 425,17     |
| Duku/Langsar/Kokosan/Duku             | 11.469,00  | 19.986,00  | 4.151,00   | 13.585,79  |
| Durian/ Durian                        | 35.792,00  | 38.587,00  | 44.877,00  | 22.122,57  |
| Jambu Air/ Water Apple                | 920,00     | 2.419,00   | 5.124,00   | 3.437,42   |
| Jambu Biji/ Guava                     | 32.710,00  | 36.014,00  | 30.027,00  | 17.907,02  |
| Jeruk Besar/ Pomelo                   | –          | –          | 5,00       | 26,50      |
| JerukSiam/Kepron/Orange/<br>Tangerine | 2.128,00   | 2.525,00   | 2.062,00   | 824,09     |
| Mangga/ Mango                         | 3.009,00   | 6.721,00   | 13.948,00  | 9.859,85   |
| Manggis/ Mangosteen                   | 5.343,00   | 5.405,00   | 10.960,00  | 6.324,48   |
| Nangka/Cempedak/JackFruit             | 51.640,00  | 51.385,00  | 29.466,00  | 34.054,26  |
| Nanas/ Pineapple                      | 169,00     | 357,00     | 180,00     | 125,97     |
| Pepaya/ Papaya                        | 30.304,00  | 40.903,00  | 48.985,00  | 52.785,31  |
| Pisang/ Banana                        | 129.296,00 | 172.339,00 | 172.953,00 | 130.715,67 |
| Rambutan/ Rambutan                    | 13.047,00  | 33.908,00  | 54.159,00  | 43.370,57  |
| Salak/ Snakefruit                     | 597.283,00 | 642.646,00 | 992.352,00 | 837.341,26 |
| Sawo/Sapodilla/ Sawo                  | 762,00     | 896,00     | 2.690,00   | 3.800,06   |
| Sirsak/ Soursop                       | 2.535,00   | 7.633,00   | 6.954,00   | 3.728,23   |
| Sukun/ Bread Fruit                    | 2.862,00   | 3.669,00   | 5.988,00   | 6.062,74   |
| BuahNaga/Hylocereuspolyrhizus         | 19,00      | 15,00      | 2,00       | 4,16       |
| Jeruk Lemon/ Lemon                    | 566,00     | 643,00     | 581,00     | 466,67     |
| Lengkeng/Dimocarpuslongan             | 746,00     | 5.093,00   | 12.004,00  | 13.180,44  |
| <b>Sayuran/ Vegetables</b>            |            |            |            |            |
| Jengkol/ Jengkol                      | 1.084,00   | 1.217,00   | 1.273,00   | 925,34     |
| Melinjo/Gnetrum/ Melinjo              | 6.994,00   | 20.290,00  | 21.753,00  | 15.023,95  |
| Petai/Twisted Cluster Bean            | 18.500,00  | 19.374,00  | 15.806,00  | 19.815,57  |

Sumber/Source: Badan Pusat Statistik, Statistik Pertanian Hortikultura SPH–BST/BPS–Statistics Indonesia, Agricultural Statistic for Horticulture SPH–BST

### 5.3 PERKEBUNAN ESTATE CROPS

**Tabel 5.3.1** Luas Areal Tanaman Perkebunan Menurut Kecamatan dan Jenis Tanaman di Kabupaten Magelang (ribu ha), 2023 dan 2024  
*Planted Area of Estate Crops by District and Type of Crops in Magelang Regency (thousand ha), 2023 and 2024*

| Kecamatan<br>District | Kelapa Sawit/Oil Palm |      | Aren  |       |
|-----------------------|-----------------------|------|-------|-------|
|                       | 2023                  | 2024 | 2023  | 2024  |
| (1)                   | (2)                   | (3)  | (4)   | (5)   |
| 1 Salaman             | -                     | -    | 0,053 | 0,044 |
| 2 Borobudur           | -                     | -    | -     | -     |
| 3 Ngluwar             | -                     | -    | -     | -     |
| 4 Salam               | -                     | -    | -     | -     |
| 5 Srumbung            | -                     | -    | -     | -     |
| 6 Dukun               | -                     | -    | -     | -     |
| 7 Muntilan            | -                     | -    | -     | -     |
| 8 Mungkid             | -                     | -    | -     | -     |
| 9 Sawangan            | -                     | -    | -     | -     |
| 10 Candimulyo         | -                     | -    | -     | -     |
| 11 Mertoyudan         | -                     | -    | -     | -     |
| 12 Tempuran           | -                     | -    | -     | -     |
| 13 Kajoran            | -                     | -    | -     | -     |
| 14 Kaliangkrik        | -                     | -    | -     | -     |
| 15 Bandongan          | -                     | -    | -     | -     |
| 16 Windusari          | -                     | -    | -     | -     |
| 17 Secang             | -                     | -    | -     | -     |
| 18 Tegalrejo          | -                     | -    | -     | -     |
| 19 Pakis              | -                     | -    | -     | -     |
| 20 Grabag             | -                     | -    | 0,011 | 0,008 |
| 21 Ngablak            | -                     | -    | -     | -     |
| Kabupaten Magelang    | -                     | -    | 0,064 | 0,052 |

Lanjutan Tabel/*Continued Table 5.3.1*

| Kecamatan<br>District | Cengkeh/ Clove |       | Kakao/Cocoa |       |
|-----------------------|----------------|-------|-------------|-------|
|                       | 2023           | 2024  | 2023        | 2024  |
| (1)                   | (6)            | (7)   | (8)         | (9)   |
| 1 Salaman             | 0,261          | 0,267 | –           | 0,001 |
| 2 Borobudur           | 0,154          | 0,152 | 0,011       | 0,011 |
| 3 Ngluwar             | –              | –     | –           | –     |
| 4 Salam               | 0,006          | 0,006 | –           | –     |
| 5 Srumbung            | –              | –     | –           | –     |
| 6 Dukun               | –              | –     | –           | –     |
| 7 Muntilan            | –              | –     | –           | –     |
| 8 Mungkid             | –              | –     | –           | –     |
| 9 Sawangan            | 0,052          | 0,059 | –           | –     |
| 10 Candimulyo         | –              | –     | –           | –     |
| 11 Mertoyudan         | –              | –     | –           | –     |
| 12 Tempuran           | 0,062          | 0,058 | –           | –     |
| 13 Kajoran            | 0,158          | 0,167 | –           | –     |
| 14 Kaliangkrik        | 0,006          | 0,006 | –           | –     |
| 15 Bandongan          | 0,027          | 0,023 | –           | –     |
| 16 Windusari          | 0,127          | 0,130 | 0,002       | 0,002 |
| 17 Secang             | 0,017          | 0,012 | 0,003       | 0,003 |
| 18 Tegalrejo          | –              | –     | –           | –     |
| 19 Pakis              | 0,133          | 0,120 | –           | –     |
| 20 Grabag             | 0,353          | 0,340 | 0,009       | 0,006 |
| 21 Ngablak            | 0,021          | 0,016 | –           | –     |
| Kabupaten Magelang    | 1,376          | 1,355 | 0,025       | 0,023 |

Lanjutan Tabel/*Continued Table 5.3.1*

| Kecamatan<br>District | Karet/Rubber |       | Kemukus |       |
|-----------------------|--------------|-------|---------|-------|
|                       | 2023         | 2024  | 2023    | 2024  |
| (1)                   | (10)         | (11)  | (12)    | (13)  |
| 1 Salaman             | 0,014        | 0,013 | 0,015   | 0,016 |
| 2 Borobudur           | 0,014        | 0,014 | -       | -     |
| 3 Ngluwar             | -            | -     | -       | -     |
| 4 Salam               | -            | -     | -       | -     |
| 5 Srumbung            | -            | -     | -       | -     |
| 6 Dukun               | -            | -     | -       | -     |
| 7 Muntilan            | -            | -     | -       | -     |
| 8 Mungkid             | -            | -     | -       | -     |
| 9 Sawangan            | -            | -     | -       | -     |
| 10 Candimulyo         | -            | -     | -       | -     |
| 11 Mertoyudan         | -            | -     | -       | -     |
| 12 Tempuran           | 0,009        | 0,009 | 0,006   | 0,006 |
| 13 Kajoran            | 0,011        | 0,011 | 0,007   | 0,007 |
| 14 Kaliangkrik        | -            | -     | -       | -     |
| 15 Bandongan          | 0,011        | 0,011 | -       | -     |
| 16 Windusari          | -            | -     | -       | -     |
| 17 Secang             | -            | -     | 0,002   | 0,002 |
| 18 Tegalrejo          | -            | -     | -       | -     |
| 19 Pakis              | -            | -     | -       | -     |
| 20 Grabag             | -            | -     | 0,012   | 0,012 |
| 21 Ngablak            | -            | -     | -       | -     |
| Kabupaten Magelang    | 0,059        | 0,058 | 0,0417  | 0,043 |

Lanjutan Tabel/*Continued Table* 5.3.1

| Kecamatan<br>District | Kelapa Dalam (Kopra)/Coconut |       | Kelapa Deres |       |
|-----------------------|------------------------------|-------|--------------|-------|
|                       | 2023                         | 2024  | 2023         | 2024  |
| (1)                   | (14)                         | (15)  | (16)         | (17)  |
| 1 Salaman             | 0,547                        | 0,543 | 0,012        | 0,011 |
| 2 Borobudur           | 0,129                        | 0,176 | 0,058        | 0,015 |
| 3 Ngluwar             | 0,481                        | 0,481 | 0,008        | 0,007 |
| 4 Salam               | 0,474                        | 0,421 | 0,020        | 0,008 |
| 5 Srumbung            | 0,692                        | 0,689 | 0,044        | 0,044 |
| 6 Dukun               | 0,094                        | 0,094 | –            | –     |
| 7 Muntilan            | 0,102                        | 0,102 | 0,004        | 0,003 |
| 8 Mungkid             | 0,218                        | 0,218 | 0,055        | 0,055 |
| 9 Sawangan            | 0,054                        | 0,052 | 0,017        | 0,017 |
| 10 Candimulyo         | 0,481                        | 0,481 | 0,146        | 0,144 |
| 11 Mertoyudan         | 0,147                        | 0,141 | 0,068        | 0,068 |
| 12 Tempuran           | 0,093                        | 0,348 | 0,041        | 0,036 |
| 13 Kajoran            | 0,458                        | 0,456 | 0,025        | 0,025 |
| 14 Kaliangkrik        | 0,081                        | 0,081 | –            | –     |
| 15 Bandongan          | 0,052                        | 0,05  | –            | –     |
| 16 Windusari          | 0,312                        | 0,307 | –            | –     |
| 17 Secang             | 0,194                        | 0,169 | –            | –     |
| 18 Tegalrejo          | 0,401                        | 0,4   | 0,034        | 0,034 |
| 19 Pakis              | 0,064                        | 0,064 | –            | –     |
| 20 Grabag             | 0,636                        | 0,632 | 0,008        | 0,008 |
| 21 Ngablak            | 0,013                        | 0,013 | –            | –     |
| Kabupaten Magelang    | 5,722                        | 5,917 | 0,540        | 0,474 |

Lanjutan Tabel/*Continued Table* 5.3.1

| Kecamatan<br>District | Kenanga |       | Teh/Tea |       |
|-----------------------|---------|-------|---------|-------|
|                       | 2023    | 2024  | 2023    | 2024  |
| (1)                   | (18)    | (19)  | (20)    | (21)  |
| 1 Salaman             | –       | –     | 0,002   | 0,002 |
| 2 Borobudur           | 0,017   | 0,015 | –       | –     |
| 3 Ngluwar             | –       | –     | –       | –     |
| 4 Salam               | –       | –     | –       | –     |
| 5 Srumbung            | –       | –     | –       | –     |
| 6 Dukun               | –       | –     | –       | –     |
| 7 Muntilan            | –       | –     | –       | –     |
| 8 Mungkid             | –       | –     | –       | –     |
| 9 Sawangan            | –       | –     | –       | –     |
| 10 Candimulyo         | –       | –     | –       | –     |
| 11 Mertoyudan         | –       | –     | –       | –     |
| 12 Tempuran           | –       | –     | –       | –     |
| 13 Kajoran            | –       | –     | –       | –     |
| 14 Kaliangkrik        | –       | –     | –       | –     |
| 15 Bandongan          | –       | –     | –       | –     |
| 16 Windusari          | –       | –     | –       | –     |
| 17 Secang             | –       | –     | –       | –     |
| 18 Tegalrejo          | –       | –     | –       | –     |
| 19 Pakis              | –       | –     | 0,005   | 0,002 |
| 20 Grabag             | –       | –     | –       | –     |
| 21 Ngablak            | –       | –     | 0,001   | 0,001 |
| Kabupaten Magelang    | 0,017   | 0,015 | 0,008   | 0,005 |

Lanjutan Tabel/*Continued Table 5.3.1*

| Kecamatan<br>District | Kopi Arabika |       | Kopi Robusta |       |
|-----------------------|--------------|-------|--------------|-------|
|                       | 2023         | 2024  | 2023         | 2024  |
| (1)                   | (22)         | (23)  | (24)         | (25)  |
| 1 Salaman             | 0,010        | 0,010 | 0,133        | 0,133 |
| 2 Borobudur           | –            | –     | 0,005        | 0,005 |
| 3 Ngluwar             | –            | –     | –            | –     |
| 4 Salam               | –            | –     | –            | –     |
| 5 Srumbung            | –            | –     | –            | 0,005 |
| 6 Dukun               | 0,004        | 0,019 | 0,006        | 0,006 |
| 7 Muntilan            | –            | –     | –            | –     |
| 8 Mungkid             | –            | –     | –            | –     |
| 9 Sawangan            | 0,083        | 0,149 | 0,019        | 0,012 |
| 10 Candimulyo         | –            | –     | –            | 0,003 |
| 11 Mertoyudan         | –            | –     | –            | –     |
| 12 Tempuran           | –            | –     | 0,027        | 0,027 |
| 13 Kajoran            | 0,091        | 0,111 | 0,107        | 0,107 |
| 14 Kaliangkrik        | 0,089        | 0,110 | 0,044        | 0,045 |
| 15 Bandongan          | –            | –     | 0,020        | 0,022 |
| 16 Windusari          | 0,123        | 0,204 | 0,182        | 0,195 |
| 17 Secang             | –            | –     | 0,065        | 0,052 |
| 18 Tegalrejo          | 0,001        | –     | 0,004        | 0,004 |
| 19 Pakis              | 0,133        | 0,128 | 0,026        | 0,023 |
| 20 Grabag             | 0,035        | 0,045 | 1,479        | 1,481 |
| 21 Ngablak            | 0,079        | 0,100 | 0,018        | 0,018 |
| KabupatenMagelang     | 0,648        | 0,876 | 2,135        | 2,137 |

Sumber/Source: DinasPertaniandanPanganKabupatenMagelang/DepartmentofAgricultureandFoodofMagelangRegency

Lanjutan Tabel/*Continued Table* 5.3.1

| Kecamatan<br>District | Lada/ Pepper |       | Tembakau/Tobacco |       |
|-----------------------|--------------|-------|------------------|-------|
|                       | 2023         | 2024  | 2023             | 2024  |
| (1)                   | (26)         | (27)  | (28)             | (29)  |
| 1 Salaman             | 0,005        | 0,005 | –                | 0,003 |
| 2 Borobudur           | 0,004        | –     | 0,076            | 0,062 |
| 3 Ngluwar             | –            | –     | 0,057            | 0,078 |
| 4 Salam               | –            | –     | 0,012            | 0,011 |
| 5 Srumbung            | –            | –     | 0,007            | 0,001 |
| 6 Dukun               | –            | –     | 0,015            | 0,025 |
| 7 Muntilan            | –            | –     | 0,047            | 0,040 |
| 8 Mungkid             | –            | –     | 0,017            | 0,023 |
| 9 Sawangan            | 0,003        | 0,003 | 1,646            | 1,099 |
| 10 Candimulyo         | 0,001        | 0,001 | 0,008            | 0,003 |
| 11 Mertoyudan         | –            | –     | –                | –     |
| 12 Tempuran           | 0,004        | 0,004 | –                | –     |
| 13 Kajoran            | –            | –     | 0,041            | 0,056 |
| 14 Kaliangkrik        | –            | –     | 0,069            | 0,063 |
| 15 Bandongan          | –            | –     | 0,003            | 0,021 |
| 16 Windusari          | 0,001        | 0,003 | 1,016            | 1,029 |
| 17 Secang             | 0,003        | –     | 0,001            | 0,005 |
| 18 Tegalrejo          | –            | –     | 0,036            | 0,024 |
| 19 Pakis              | 0,003        | 0,004 | 0,348            | 0,618 |
| 20 Grabag             | 0,001        | 0,003 | 0,009            | –     |
| 21 Ngablak            | –            | –     | 0,081            | 0,090 |
| Kabupaten Magelang    | 0,025        | 0,023 | 3,489            | 3,251 |

Lanjutan Tabel/Continued Table 5.3.1

| Kecamatan<br>District     | Tebu         |          |
|---------------------------|--------------|----------|
|                           | 2023         | 2024     |
| (1)                       | (30)         | (31)     |
| 1 Salaman                 | -            | -        |
| 2 Borobudur               | -            | -        |
| 3 Ngluwar                 | -            | -        |
| 4 Salam                   | -            | -        |
| 5 Srumbung                | -            | -        |
| 6 Dukun                   | -            | -        |
| 7 Muntilan                | -            | -        |
| 8 Mungkid                 | -            | -        |
| 9 Sawangan                | -            | -        |
| 10 Candimulyo             | 0,053        | -        |
| 11 Mertoyudan             | 0,086        | -        |
| 12 Tempuran               | -            | -        |
| 13 Kajoran                | -            | -        |
| 14 Kaliangkrik            | -            | -        |
| 15 Bandongan              | -            | -        |
| 16 Windusari              | 0,006        | -        |
| 17 Secang                 | 0,031        | -        |
| 18 Tegalrejo              | 0,009        | -        |
| 19 Pakis                  | -            | -        |
| 20 Grabag                 | -            | -        |
| 21 Ngablak                | -            | -        |
| <b>Kabupaten Magelang</b> | <b>0,185</b> | <b>-</b> |

Sumber/Source: Dinas Pertanian dan Pangan Kabupaten Magelang/Department of Agriculture and Food of Magelang Regency

**Tabel**  
**Table** 5.3.2**Produksi Perkebunan Menurut Kecamatan dan Jenis Tanaman di Kabupaten Magelang (ribu ton), 2023 dan 2024*****Production of Estates by District and Type of Crops in Magelang Regency (thousand tons), 2023 and 2024***

| Kecamatan<br>District | Kelapa Sawit/Oil Palm |      | Aren  |       |
|-----------------------|-----------------------|------|-------|-------|
|                       | 2023                  | 2024 | 2023  | 2024  |
| (1)                   | (2)                   | (3)  | (4)   | (5)   |
| 1 Salaman             | -                     | -    | 0,035 | 0,036 |
| 2 Borobudur           | -                     | -    | -     | -     |
| 3 Ngluwar             | -                     | -    | -     | -     |
| 4 Salam               | -                     | -    | -     | -     |
| 5 Srumbung            | -                     | -    | -     | -     |
| 6 Dukun               | -                     | -    | -     | -     |
| 7 Muntilan            | -                     | -    | -     | -     |
| 8 Mungkid             | -                     | -    | -     | -     |
| 9 Sawangan            | -                     | -    | -     | -     |
| 10 Candimulyo         | -                     | -    | -     | -     |
| 11 Mertoyudan         | -                     | -    | -     | -     |
| 12 Tempuran           | -                     | -    | -     | -     |
| 13 Kajoran            | -                     | -    | -     | -     |
| 14 Kaliangkrik        | -                     | -    | -     | -     |
| 15 Bandongan          | -                     | -    | -     | -     |
| 16 Windusari          | -                     | -    | -     | -     |
| 17 Secang             | -                     | -    | -     | -     |
| 18 Tegalrejo          | -                     | -    | -     | -     |
| 19 Pakis              | -                     | -    | -     | -     |
| 20 Grabag             | -                     | -    | 0,011 | 0,011 |
| 21 Ngablak            | -                     | -    | -     | -     |
| Kabupaten Magelang    | -                     | -    | 0,046 | 0,047 |

Lanjutan Tabel/*Continued Table 5.3.2*

| Kecamatan<br>District | Cengkeh/ Clove |       | Kakao/Cocoa |        |
|-----------------------|----------------|-------|-------------|--------|
|                       | 2023           | 2024  | 2023        | 2024   |
| (1)                   | (6)            | (7)   | (8)         | (9)    |
| 1 Salaman             | 0,050          | 0,085 | –           | –      |
| 2 Borobudur           | 0,002          | 0,007 | 0,0003      | 0,0003 |
| 3 Ngluwar             | –              | –     | –           | –      |
| 4 Salam               | –              | –     | –           | –      |
| 5 Srumbung            | –              | –     | –           | –      |
| 6 Dukun               | –              | –     | –           | –      |
| 7 Muntilan            | –              | –     | –           | –      |
| 8 Mungkid             | –              | –     | –           | –      |
| 9 Sawangan            | –              | 0,000 | –           | –      |
| 10 Candimulyo         | –              | –     | –           | –      |
| 11 Mertoyudan         | –              | –     | –           | –      |
| 12 Tempuran           | 0,007          | 0,010 | –           | –      |
| 13 Kajoran            | 0,040          | 0,047 | –           | –      |
| 14 Kaliangkrik        | 0,000          | 0,000 | –           | –      |
| 15 Bandongan          | 0,006          | 0,008 | –           | –      |
| 16 Windusari          | 0,000          | 0,014 | –           | –      |
| 17 Secang             | 0,001          | 0,001 | –           | –      |
| 18 Tegalrejo          | –              | –     | –           | –      |
| 19 Pakis              | 0,003          | 0,013 | –           | –      |
| 20 Grabag             | 0,027          | –     | 0,0015      | 0,003  |
| 21 Ngablak            | –              | –     | –           | –      |
| Kabupaten Magelang    | 0,138          | 0,187 | 0,0018      | 0,003  |

Lanjutan Tabel/*Continued Table 5.3.2*

| Kecamatan<br>District | Karet/Rubber |       | Kemukus |       |
|-----------------------|--------------|-------|---------|-------|
|                       | 2023         | 2024  | 2023    | 2024  |
| (1)                   | (10)         | (11)  | (12)    | (13)  |
| 1 Salaman             | 0,007        | 0,004 | 0,004   | 0,005 |
| 2 Borobudur           | 0,001        | 0,001 | –       | –     |
| 3 Ngluwar             | –            | –     | –       | –     |
| 4 Salam               | –            | –     | –       | –     |
| 5 Srumbung            | –            | –     | –       | –     |
| 6 Dukun               | –            | –     | –       | –     |
| 7 Muntilan            | –            | –     | –       | –     |
| 8 Mungkid             | –            | –     | –       | –     |
| 9 Sawangan            | –            | –     | –       | –     |
| 10 Candimulyo         | –            | –     | –       | –     |
| 11 Mertoyudan         | –            | –     | –       | –     |
| 12 Tempuran           | 0,018        | 0,006 | 0,001   | 0,002 |
| 13 Kajoran            | 0,003        | 0,005 | 0,003   | 0,003 |
| 14 Kaliangkrik        | –            | –     | –       | –     |
| 15 Bandongan          | 0,010        | 0,006 | –       | –     |
| 16 Windusari          | –            | –     | –       | –     |
| 17 Secang             | –            | –     | –       | –     |
| 18 Tegalrejo          | –            | –     | –       | –     |
| 19 Pakis              | –            | –     | –       | –     |
| 20 Grabag             | –            | –     | 0,003   | 0,006 |
| 21 Ngablak            | –            | –     | –       | –     |
| Kabupaten Magelang    | 0,040        | 0,022 | 0,0109  | 0,016 |

Lanjutan Tabel/*Continued Table* 5.3.2

| Kecamatan<br>District     | Kelapa Dalam (Kopra)/Coconut |              | Kelapa Deres |              |
|---------------------------|------------------------------|--------------|--------------|--------------|
|                           | 2023                         | 2024         | 2023         | 2024         |
| (1)                       | (14)                         | (15)         | (16)         | (17)         |
| 1 Salaman                 | 0,563                        | 0,501        | 0,072        | 0,069        |
| 2 Borobudur               | 0,023                        | 0,024        | 0,010        | 0,115        |
| 3 Ngluwar                 | 0,570                        | 0,579        | 0,052        | 0,025        |
| 4 Salam                   | 0,180                        | 0,233        | 0,028        | 0,032        |
| 5 Srumbung                | 1,075                        | 0,971        | 0,384        | 0,390        |
| 6 Dukun                   | 0,012                        | 0,072        | -            | -            |
| 7 Muntilan                | 0,061                        | 0,068        | 0,002        | 0,003        |
| 8 Mungkid                 | 0,235                        | 0,223        | 0,011        | 0,010        |
| 9 Sawangan                | 0,064                        | 0,049        | 0,112        | 0,126        |
| 10 Candimulyo             | 0,623                        | 0,657        | 0,198        | 0,463        |
| 11 Mertoyudan             | 0,090                        | 0,142        | 0,029        | 0,034        |
| 12 Tempuran               | 0,056                        | 0,232        | 0,039        | 0,034        |
| 13 Kajoran                | 0,635                        | 0,720        | 0,079        | 0,084        |
| 14 Kaliangkrik            | 0,072                        | 0,072        | -            | -            |
| 15 Bandongan              | 0,029                        | 0,043        | -            | -            |
| 16 Windusari              | 0,119                        | 0,107        | -            | -            |
| 17 Secang                 | 0,102                        | 0,103        | -            | -            |
| 18 Tegalrejo              | 0,206                        | 0,218        | 0,254        | 0,225        |
| 19 Pakis                  | 0,044                        | 0,073        | -            | -            |
| 20 Grabag                 | 0,612                        | 0,903        | 0,008        | 0,078        |
| 21 Ngablak                | 0,004                        | 0,004        | -            | -            |
| <b>Kabupaten Magelang</b> | <b>5,377</b>                 | <b>5,994</b> | <b>1,279</b> | <b>1,688</b> |

Lanjutan Tabel/*Continued Table* 5.3.2

| Kecamatan<br>District | Kenanga |       | Teh/Tea |       |
|-----------------------|---------|-------|---------|-------|
|                       | 2023    | 2024  | 2023    | 2024  |
| (1)                   | (18)    | (19)  | (20)    | (21)  |
| 1 Salaman             | -       | -     | 0,0014  | 0,002 |
| 2 Borobudur           | 0,001   | 0,002 | -       | -     |
| 3 Ngluwar             | -       | -     | -       | -     |
| 4 Salam               | -       | -     | -       | -     |
| 5 Srumbung            | -       | -     | -       | -     |
| 6 Dukun               | -       | -     | -       | -     |
| 7 Muntilan            | -       | -     | -       | -     |
| 8 Mungkid             | -       | -     | -       | -     |
| 9 Sawangan            | -       | -     | -       | -     |
| 10 Candimulyo         | -       | -     | -       | -     |
| 11 Mertoyudan         | -       | -     | -       | -     |
| 12 Tempuran           | -       | -     | -       | -     |
| 13 Kajoran            | -       | -     | -       | -     |
| 14 Kaliangkrik        | -       | -     | -       | -     |
| 15 Bandongan          | -       | -     | -       | -     |
| 16 Windusari          | -       | -     | -       | -     |
| 17 Secang             | -       | -     | -       | -     |
| 18 Tegalrejo          | -       | -     | -       | -     |
| 19 Pakis              | -       | -     | -       | -     |
| 20 Grabag             | -       | -     | -       | -     |
| 21 Ngablak            | -       | -     | 0,0002  | -     |
| Kabupaten Magelang    | 0,001   | 0,002 | 0,0016  | 0,002 |

Lanjutan Tabel/*Continued Table 5.3.2*

| Kecamatan<br>District | Kopi Arabika |       | Kopi Robusta |        |
|-----------------------|--------------|-------|--------------|--------|
|                       | 2023         | 2024  | 2023         | 2024   |
| (1)                   | (22)         | (23)  | (24)         | (25)   |
| 1 Salaman             | –            | –     | 0,0353       | 0,042  |
| 2 Borobudur           | –            | –     | –            | 0,001  |
| 3 Ngluwar             | –            | –     | –            | –      |
| 4 Salam               | –            | –     | –            | –      |
| 5 Srumbung            | –            | –     | –            | –      |
| 6 Dukun               | 0,001        | 0,002 | 0,0004       | 0,004  |
| 7 Muntilan            | –            | –     | –            | –      |
| 8 Mungkid             | –            | –     | –            | –      |
| 9 Sawangan            | 0,005        | 0,008 | 0,0018       | 0,001  |
| 10 Candimulyo         | –            | –     | –            | –      |
| 11 Mertoyudan         | –            | –     | –            | –      |
| 12 Tempuran           | –            | –     | 0,0209       | 0,019  |
| 13 Kajoran            | 0,0120       | 0,038 | 0,0693       | 0,088  |
| 14 Kaliangkrik        | 0,0095       | 0,014 | 0,0138       | 0,014  |
| 15 Bandongan          | –            | –     | 0,0060       | 0,008  |
| 16 Windusari          | 0,0207       | 0,025 | 0,0425       | 0,066  |
| 17 Secang             | –            | –     | 0,0073       | 0,008  |
| 18 Tegalrejo          | –            | –     | –            | 0,0003 |
| 19 Pakis              | 0,0057       | 0,013 | 0,0016       | 0,003  |
| 20 Grabag             | –            | –     | 1,5422       | 1,743  |
| 21 Ngablak            | 0,0048       | 0,012 | 0,0084       | 0,009  |
| Kabupaten Magelang    | 0,059        | 0,112 | 1,7493       | 2,007  |

Lanjutan Tabel/*Continued Table* 5.3.2

| Kecamatan<br>District | Lada/ Pepper |        | Tembakau/Tobacco |       |
|-----------------------|--------------|--------|------------------|-------|
|                       | 2023         | 2024   | 2023             | 2024  |
| (1)                   | (26)         | (27)   | (28)             | (29)  |
| 1 Salaman             | -            | -      | -                | 0,002 |
| 2 Borobudur           | 0,0002       | -      | 0,0137           | 0,036 |
| 3 Ngluwar             | -            | -      | 0,0408           | 0,059 |
| 4 Salam               | -            | -      | 0,0064           | 0,007 |
| 5 Srumbung            | -            | -      | 0,0046           | 0,001 |
| 6 Dukun               | -            | -      | 0,0105           | 0,013 |
| 7 Muntilan            | -            | -      | 0,0355           | 0,026 |
| 8 Mungkid             | -            | -      | 0,0163           | 0,018 |
| 9 Sawangan            | -            | 0,0001 | 0,8230           | 0,786 |
| 10 Candimulyo         | -            | -      | 0,0066           | 0,002 |
| 11 Mertoyudan         | -            | -      | -                | -     |
| 12 Tempuran           | 0,0005       | 0,001  | -                | -     |
| 13 Kajoran            | -            | -      | 0,0344           | 0,043 |
| 14 Kaliangkrik        | -            | -      | 0,0282           | 0,058 |
| 15 Bandongan          | -            | -      | 0,0031           | 0,013 |
| 16 Windusari          | -            | -      | 0,6726           | 0,784 |
| 17 Secang             | -            | -      | 0,0008           | 0,003 |
| 18 Tegalrejo          | -            | -      | 0,0074           | 0,013 |
| 19 Pakis              | -            | 0,0002 | 0,1425           | 0,402 |
| 20 Grabag             | -            | 0,001  | 0,0059           | -     |
| 21 Ngablak            | -            | -      | 0,0587           | 0,064 |
| Kabupaten Magelang    | 0,0007       | 0,001  | 1,9109           | 2,327 |

Lanjutan Tabel/*Continued Table* 5.3.2

| Kecamatan<br>District     | Tebu          |              |
|---------------------------|---------------|--------------|
|                           | 2023          | 2024         |
| (1)                       | (30)          | (31)         |
| 1 Salaman                 | –             | 0,080        |
| 2 Borobudur               | –             | –            |
| 3 Ngluwar                 | –             | –            |
| 4 Salam                   | –             | –            |
| 5 Srumbung                | –             | –            |
| 6 Dukun                   | –             | –            |
| 7 Muntilan                | –             | –            |
| 8 Mungkid                 | –             | 0,002        |
| 9 Sawangan                | –             | –            |
| 10 Candimulyo             | 0,2544        | 0,045        |
| 11 Mertoyudan             | 0,2374        | 0,422        |
| 12 Tempuran               | –             | 0,205        |
| 13 Kajoran                | –             | –            |
| 14 Kaliangkrik            | –             | –            |
| 15 Bandongan              | –             | –            |
| 16 Windusari              | 0,0096        | –            |
| 17 Secang                 | 0,0955        | 0,104        |
| 18 Tegalrejo              | 0,0240        | 0,080        |
| 19 Pakis                  | –             | –            |
| 20 Grabag                 | –             | –            |
| 21 Ngablak                | –             | –            |
| <b>Kabupaten Magelang</b> | <b>0,6210</b> | <b>0,938</b> |

Sumber/Source: Dinas Pertanian dan Pangan Kabupaten Magelang/Department of Agriculture and Food of Magelang Regency

## 5.4 KEHUTANAN FORESTRY

**Tabel** 5.4.1 **Luas Kawasan Hutan Perum Perhutani Menurut Kecamatan di Kabupaten Magelang (hektar), 2024**  
**Table** 5.4.1 **Forest Area by District in Magelang Regency (hectare), 2024**

| Kecamatan<br>District | HutanLindung<br>ProtectionForest | Hutan Produksi/Production Forest |                    |                                    |
|-----------------------|----------------------------------|----------------------------------|--------------------|------------------------------------|
|                       |                                  | Terbatas<br>Limited              | Tetap<br>Permanent | Dapat<br>Dikonversi<br>Convertible |
| (1)                   | (2)                              | (3)                              | (4)                | (5)                                |
| 1 Salaman             | -                                | -                                | 22,90              | -                                  |
| 2 Borobudur           | -                                | -                                | -                  | -                                  |
| 3 Ngluwar             | -                                | -                                | -                  | -                                  |
| 4 Salam               | -                                | -                                | -                  | -                                  |
| 5 Srumbung            | -                                | -                                | -                  | -                                  |
| 6 Dukun               | -                                | -                                | -                  | -                                  |
| 7 Muntilan            | -                                | -                                | -                  | -                                  |
| 8 Mungkid             | -                                | -                                | -                  | -                                  |
| 9 Sawangan            | -                                | -                                | -                  | -                                  |
| 10 Candimulyo         | -                                | -                                | -                  | -                                  |
| 11 Mertoyudan         | -                                | -                                | -                  | -                                  |
| 12 Tempuran           | -                                | -                                | 226,00             | -                                  |
| 13 Kajoran            | 415,90                           | 351,24                           | 794,65             | -                                  |
| 14 Kaliangkrik        | 349,01                           | 79,80                            | 305,76             | -                                  |
| 15 Bandongan          | -                                | 62,50                            | 203,10             | -                                  |
| 16 Windusari          | 395,40                           | 234,12                           | 310,18             | -                                  |
| 17 Secang             | -                                | -                                | -                  | -                                  |
| 18 Tegalrejo          | -                                | -                                | -                  | -                                  |
| 19 Pakis              | -                                | -                                | -                  | -                                  |
| 20 Grabag             |                                  | 610,88                           | 132,77             | -                                  |
| 21 Ngablak            | 235,84                           | 507,87                           | 5,35               | -                                  |
| Tahun 2024            | 1.396,15                         | 1.846,41                         | 2.000,71           | -                                  |
| Tahun 2023            | 1.486,15                         | 1.846,41                         | 1.955,71           | -                                  |
| Tahun 2022            | 1.486,15                         | 1.846,41                         | 1.955,71           | -                                  |

Sumber/Source: Perum Perhutani/Perum Perhutani

**Tabel**  
**Table 5.4.2****Produksi Kayu Hutan Negara Menurut Jenis Produksi di Kabupaten Magelang (m3), 2018–2024**  
***Timber Production by Type of Product in Magelang Regency (m3), 2018–2024***

| Tahun<br>Year | Kayu Bulat<br>Logs | Kayu Gergajian<br>Sawn Timber | Kayu Lapis<br>Plywood |
|---------------|--------------------|-------------------------------|-----------------------|
| (1)           | (2)                | (3)                           | (4)                   |
| 2018          | 453,02             | –                             | –                     |
| 2019          | 376,87             | ...                           | ...                   |
| 2020          | 1.926,16           | –                             | –                     |
| 2021          | 2.589,65           | –                             | –                     |
| 2022          | 1.788,94           | –                             | –                     |
| 2023          | 1.927,59           | –                             | –                     |
| 2024          | 328,33             | –                             | –                     |

Sumber/Source: Perum Perhutani/Perum Perhutani

**Tabel 5.4.3** Luas Kawasan Hutan Rakyat Menurut Kecamatan di Kabupaten Magelang (hektar), 2024**Forest Area by District in Magelang Regency (hectare), 2024**

| Kecamatan District        | Hutan Lindung Protection Forest | Suaka Alam dan Pelestarian Alam Sanctuary Reserve and Nature Conservation Area | Hutan Produksi/Production Forest |                 |                              | Jumlah Luas Hutan Total Forest Area |
|---------------------------|---------------------------------|--|----------------------------------|-----------------|------------------------------|-------------------------------------|
|                           |                                 |  | Terbatas Limited                 | Tetap Permanent | Dapat Dikonversi Convertible |                                     |
| (1)                       | (2)                             | (3)  | (4)                              | (5)             | (6)                          | (7)                                 |
| 1 Salaman                 | -                               | -  | 6,06                             | 22,71           | -                            | 28,77                               |
| 2 Borobudur               | -                               | -  | -                                | -               | -                            | -                                   |
| 3 Ngluwar                 | -                               | -  | -                                | -               | -                            | -                                   |
| 4 Salam                   | -                               | -  | -                                | -               | -                            | -                                   |
| 5 Srumbung                | -                               | 1.138,41   | -                                | -               | -                            | 1.138,41                            |
| 6 Dukun                   | -                               | 1.227,37   | -                                | -               | -                            | 1.227,37                            |
| 7 Muntilan                | -                               | -  | -                                | -               | -                            | -                                   |
| 8 Mungkid                 | -                               | -  | -                                | -               | -                            | -                                   |
| 9 Sawangan                | -                               | 890,28   | -                                | -               | -                            | 890,28                              |
| 10 Candimulyo             | -                               | 10,07  | -                                | -               | -                            | 10,07                               |
| 11 Mertoyudan             | -                               | -  | -                                | -               | -                            | -                                   |
| 12 Tempuran               | -                               | -  | -                                | 244,81          | -                            | 244,81                              |
| 13 Kajoran                | 290,83                          | -  | 358,34                           | 904,39          | -                            | 1.553,56                            |
| 14 Kaliangkrik            | 360,67                          | -  | 83,65                            | 260,79          | -                            | 705,11                              |
| 15 Bandongan              | -                               | -  | 35,94                            | 191,99          | -                            | 227,93                              |
| 16 Windusari              | 396,92                          | -  | 258,92                           | 288,79          | -                            | 944,63                              |
| 17 Secang                 | -                               | -  | -                                | -               | -                            | -                                   |
| 18 Tegalrejo              | -                               | -  | -                                | -               | -                            | -                                   |
| 19 Pakis                  | -                               | 1.136,11   | -                                | -               | -                            | 1.136,11                            |
| 20 Grabag                 | 2,51                            | -  | 608,97                           | 131,52          | -                            | 743,00                              |
| 21 Ngablak                | 312,63                          | 164,58   | 440,56                           | 4,53            | -                            | 922,30                              |
| Jumlah 2024               | 1.363,56                        | 4.566,82   | 1.792,44                         | 2.049,52        | -                            | 9.772,34                            |
| Jumlah 2023               | 1.363,57                        | 4.401,78   | 1.792,44                         | 2.049,52        | -                            | 9.607,31                            |
| Jumlah 2022 <sup>1)</sup> | 1.363,57                        | 4.401,78   | 1.792,44                         | 2.049,52        | -                            | 9.607,31                            |

Sumber/Source: Dinas Kehutanan Provinsi Jateng / Department of Forestry of Jawa Tengah Province

Catatan/Note: <sup>1)</sup>Data Kawasan HutananoSK9406/MENLHK-PKTL/KUH/PLA.2/11/2019tentangPetaPerkembanganPenguukuhan KawasanHutanProvinsiJawaTengh sampaidenganTahun2018tanggal6November2019,danDataBatas AdministrasiRupaBumiIndonesiaTahun2017/ForestAreaDatanoSK9406/MENLHK-PKTL/KUH/PLA.2/11/2019 regardingtheDevelopmentMapofForestArealinaugurationofCentralJavaProvinceupto2018dated6November2019, and Data on Indonesian Geographical Administrative Boundaries for 2017

<sup>1)</sup> Data telah direvisi/ Data has been revised

**Tabel**  
**Table 5.4.4**

**Produksi Kayu Hutan Rakyat Menurut Jenis Produksi di Kabupaten Magelang (m3), 2014–2024**  
**Timber Production by Type of Product in Magelang Regency (m3), 2014–2024**

| Tahun<br>Year     | Kayu Bulat<br>Logs | Kayu Gergajian<br>Sawn Timber | Kayu Lapis<br>Plywood |
|-------------------|--------------------|-------------------------------|-----------------------|
| (1)               | (2)                | (3)                           | (4)                   |
| 2014              | 8.484,37           | 2,00                          | 1,00                  |
| 2015              | 9.361,58           | 2,00                          | 1,00                  |
| 2016              | 3,00               | 2,00                          | 1,00                  |
| 2017              | ...                | ...                           | ...                   |
| 2018 <sup>r</sup> | 169.382,52         | 42.508,67                     | 52.161,39             |
| 2019 <sup>r</sup> | 171.685,78         | 27.925,67                     | 45.949,94             |
| 2020 <sup>r</sup> | 139.103,58         | 15.858,77                     | 43.260,23             |
| 2021              | 139.567,69         | 17.829,11                     | 57.867,16             |
| 2022              | 135.597,88         | 14.163,26                     | 61.068,81             |
| 2023              | 131.905,37         | 14.509,09                     | 59.646,92             |
| 2024              | 131.291,11         | 9.824,44                      | 47.189,42             |

Catatan/Note BerdasarPelaporanpenerimaanBahanBaku,yangberasaldariHRdiRPBBIOnlineperTanggal07-02-2024/Basedon  
theReportonthereceiptofRawMaterialsooriginatingfromHRatRPBBIOnlineasof02-07-2024

Sumber/Source: Dinas Kehutanan Provinsi Jateng/ Department of Forestry of Jawa Tengah Province

**5.5 PETERNAKAN  
LIVESTOCK**

**Tabel 5.5.1** **Populasi Ternak Menurut Jenis Ternak di Kabupaten Magelang, 2024**  
*Livestock Population by Kind of Livestock in Magelang Reaencv. 2024*

| Tahun/Year   | Sapi Perah<br>Dairy Cattle | Sapi Potong<br>Beef Cattle | Kerbau<br>Buffalo | Kuda<br>Horse |        |
|--------------|----------------------------|----------------------------|-------------------|---------------|--------|
| (1)          | (2)                        | (3)                        | (4)               | (5)           |        |
| 2024         | 816,00                     | 31.625,00                  | 1.350,00          | 122,00        |        |
| 2023         | 902,00                     | 54.039,00                  | 3.430,00          | 356,00        |        |
| Jumlah/Total | 2022                       | 893,00                     | 70.715,00         | 5.317,00      | –      |
|              | 2021                       | 2.494,00                   | 78.813,00         | 5.814,00      | 379,00 |
|              | 2020                       | 2.450,00                   | 78.703,00         | 5.811,00      | 378,00 |

Lanjutan Tabel/*Continued Table 5.5.1*

| Tahun/Year   |      | Kambing<br>Goat | Kambing<br>Perah<br>DairyGoat | Domba<br>Sheep | Babi<br>Pig | Kelinci<br>Rabbit |
|--------------|------|-----------------|-------------------------------|----------------|-------------|-------------------|
| (1)          |      | (6)             | (7)                           | (8)            | (9)         | (10)              |
|              | 2024 | 129.765,00      | 6.693,00                      | 81.816,00      | 1.020,00    | 7.146,00          |
|              | 2023 | 80.044,00       | ...                           | 84.514,00      | ...         | 25.030,00         |
| Jumlah/Total | 2022 | 85.026,00       | ...                           | 88.604,00      | 732,00      | -                 |
|              | 2021 | 84.996,00       | ...                           | 87.136,00      | 558,00      | 25.826,00         |
|              | 2020 | 84.816,00       | ...                           | 87.049,00      | 363,00      | 25.696,00         |

Sumber/Source: Dinas Peternakan dan Perikanan Kabupaten Magelang/Livestock and Fishery Service of Magelang Regency

**Tabel**  
**Table** 5.5.2

**Populasi Unggas Menurut Jenis Unggas di Kabupaten Magelang, 2024**  
***Poultry Population by Kind of Poultry in Magelang Reagncy, 2024***

| Tahun/Year   | AyamKampung<br>NativeChicken | Ayam Petelur<br>Layer | AyamPedaging<br>Broiler | Itik<br>Duck |            |
|--------------|------------------------------|-----------------------|-------------------------|--------------|------------|
| (1)          | (2)                          | (3)                   | (4)                     | (5)          |            |
| 2024         | 574.008,00                   | 784.000,00            | 2.640.000,00            | 143.437,00   |            |
| 2023         | 998.269,00                   | 1.465.500,00          | 1.498.000,00            | 185.988,00   |            |
| Jumlah/Total | 2022                         | 999.787,00            | 1.330.000,00            | 1.450.000,00 | 189.622,00 |
|              | 2021                         | 994.064,00            | 1.662.250,00            | 1.481.950,00 | 191.187,00 |
|              | 2020                         | 994.059,00            | 1.662.200,00            | 1.481.000,00 | 191.042,00 |

Lanjutan Tabel/*Continued Table 5.5.2*

| Tahun/Year   | Itik Manila<br>Muscovy Duck | Burung Puyuh<br>Quail | Merpati<br>Pigeon | Angsa<br>Swan |
|--------------|-----------------------------|-----------------------|-------------------|---------------|
| (1)          | (6)                         | (7)                   |                   | (8)           |
| 2024         | 65.540,08                   | 405.970,00            | 3.285,00          | 2.102,00      |
| 2023         | 80.263,00                   | 166.800,00            | –                 | 6.235,00      |
| Jumlah/Total | 2022 81.513,00              | 173.020,00            | –                 | 6.920,00      |
|              | 2021 81.669,00              | 173.202,00            | –                 | 7.059,00      |
|              | 2020 81.588,00              | 173.050,00            | –                 | 7.042,00      |

Sumber/Source: Dinas Peternakan dan Perikanan Kabupaten Magelang/Livestock and Fishery Service of Magelang Regency

**Tabel 5.5.3** **Produksi Daging Ternak Menurut Jenis Ternak di Kabupaten Magelang (kg), 2024**  
*Production of Meats by Type of Livestock in Magelang Reaency (ka), 2024*

| Tahun/Year   | Sapi<br>Cow       | Kerbau<br>Buffalo | Kambing<br>Goat | Domba<br>Sheep | Kelinci<br>Rabbit |
|--------------|-------------------|-------------------|-----------------|----------------|-------------------|
| (1)          | (2)               | (3)               | (4)             | (5)            | (6)               |
| 2024         | 1.285.663,00      | –                 | 399.456,00      | 554.800,00     | –                 |
| 2023         | 1.949.255,00      | –                 | 787.390,00      | 1.115.118,00   | –                 |
| Jumlah/Total | 2022 1.946.061,00 | 867,00            | 800.189,00      | 1.133.069,00   | –                 |
|              | 2021 1.946.061,00 | 865,00            | 786.433,00      | 1.113.734,00   | –                 |
|              | 2020 1.912.619,00 | 1.040,00          | 797.242,00      | 1.121.236,00   | 15.289,00         |

Sumber/Source: Dinas Peternakan dan Perikanan Kabupaten Magelang/Livestock and Fishery Service of Magelang Regency

**Tabel**  
**Table** 5.5.4

**Produksi Daging Unggas Menurut Jenis Unggas di Kabupaten Magelang (kg), 2024**  
**Production of Meats by Type of Poultry in Magelang Regency (ka), 2024**

| Tahun/Year   | Ayam Kampung<br>Native Chicken | Ayam Petelur<br>Layer | Ayam Pedaging<br>Broiler | Itik<br>Duck |
|--------------|--------------------------------|-----------------------|--------------------------|--------------|
| (1)          | (2)                            | (3)                   | (4)                      | (5)          |
| 2024         | 700.000,00                     | –                     | 16.045.873,00            | 253.678,00   |
| 2023         | 1.246.258,00                   | –                     | 11.728.756,00            | 98.441,00    |
| Jumlah/Total | 2022 1.266.629,00              | 135.295,00            | 11.694.306,00            | 100.050,00   |
|              | 2021 1.244.880,00              | 1.056.750,00          | 10.403.025,00            | 98.340,00    |
|              | 2020 1.246.576,00              | 1.069.529,00          | 10.224.146,00            | 96.689,00    |

Sumber/Source: Dinas Peternakan dan Perikanan Kabupaten Magelang/Livestock and Fishery Service of Magelang Regency

**Tabel 5.5.5** **Produksi Telur Menurut Jenis Unggas di Kabupaten Magelang (kg), 2024**  
**Production of Eggs by Type of Poultry in Magelang Regency (ka), 2024**

| Kecamatan<br>District |      | AyamKampung<br>NativeChicken | Ayam Petelur<br>Layer | Itik<br>Duck | BurungPuyuh<br>Quail |
|-----------------------|------|------------------------------|-----------------------|--------------|----------------------|
| (1)                   |      | (2)                          | (3)                   | (4)          | (5)                  |
|                       | 2024 | 1.234.586,00                 | 9.977.275,00          | 1.230.367,00 | 549.171,00           |
|                       | 2023 | 995.032,00                   | 14.932.065,00         | 1.575.993,00 | 448.411,00           |
| Jumlah/Total          | 2022 | 618.851,00                   | 13.500.650,00         | 2.142.470,00 | 280.650,00           |
|                       | 2021 | 962.245,00                   | 14.439.897,00         | 1.524.050,00 | 433.632,00           |
|                       | 2020 | 946.365,00                   | 14.199.996,00         | 1.498.974,00 | 426.542,00           |

Sumber/Source: Dinas Peternakan dan Perikanan Kabupaten Magelang/Livestock and Fishery Service of Magelang Regency

**Tabel 5.5.6** **Produksi Susu Menurut Jenis Ternak di Kabupaten Magelang (liter), 2020 – 2024**  
**Production of Milk by Type of Livestock in Magelang Regency (liter), 2020– 2024**

| Tahun/Year   | Sapi Cow   | Kambing Goat |
|--------------|------------|--------------|
| (1)          | (2)        | (3)          |
| 2024         | 842.631,00 | 609.216,00   |
| 2023         | 888.750,00 | ...          |
| Jumlah/Total | 618.851,00 | ...          |
| 2021         | 833.813,00 | ...          |
| 2020         | 818.461,00 | ...          |

Sumber/Source: Dinas Peternakan dan Perikanan Kabupaten Magelang/Livestock and Fishery Service of Magelang Regency

## 5.6 PERIKANAN FISHERY

**Tabel** 5.6.1 **Luas Perikanan Budidaya Menurut Kecamatan dan Jenis Budidaya di Kabupaten Magelang (hektar), 2024**  
**Table** 5.6.1 **Area of Fish Capture by District and Subsector in Magelang Regency (hectare), 2024**

| Kecamatan<br>District | Kolam<br>Fresh Water Pond | Sawah<br>Paddy Field | Jumlah<br>Total |          |
|-----------------------|---------------------------|----------------------|-----------------|----------|
| (1)                   | (2)                       | (3)                  | (4)             |          |
| 1 Salaman             | 13,00                     | 166,40               | 179,40          |          |
| 2 Borobudur           | 10,80                     | 13,80                | 24,60           |          |
| 3 Ngluwar             | 15,40                     | 112,00               | 127,40          |          |
| 4 Salam               | 14,30                     | 283,00               | 297,30          |          |
| 5 Srumbung            | 15,10                     | 79,00                | 94,10           |          |
| 6 Dukun               | 17,50                     | 170,00               | 187,50          |          |
| 7 Muntilan            | 43,70                     | 401,70               | 445,40          |          |
| 8 Mungkid             | 35,30                     | 389,00               | 424,30          |          |
| 9 Sawangan            | 29,30                     | 383,50               | 412,80          |          |
| 10 Candimulyo         | 5,90                      | 26,70                | 32,60           |          |
| 11 Mertoyudan         | 10,80                     | 114,90               | 125,70          |          |
| 12 Tempuran           | 4,30                      | 57,70                | 62,00           |          |
| 13 Kajoran            | 11,70                     | 99,20                | 110,90          |          |
| 14 Kaliangkrik        | 9,00                      | 59,60                | 68,60           |          |
| 15 Bandongan          | 7,50                      | 90,20                | 97,70           |          |
| 16 Windusari          | 9,00                      | 100,20               | 109,20          |          |
| 17 Secang             | 13,60                     | 98,00                | 111,60          |          |
| 18 Tegalrejo          | 7,00                      | 15,00                | 22,00           |          |
| 19 Pakis              | 1,00                      | 0,00                 | 1,00            |          |
| 20 Grabag             | 10,70                     | 131,50               | 142,20          |          |
| 21 Ngablak            | 0,40                      | 0,00                 | 0,40            |          |
| Jumlah/Total          | 2024                      | 285,30               | 2.791,40        | 3.076,70 |
|                       | 2023                      | 285,30               | 2.792,60        | 3.077,90 |
|                       | 2022                      | 285,77               | 2.792,97        | 3.078,74 |
|                       | 2021                      | 282,20               | 2.808,00        | 3.090,20 |
|                       | 2020                      | 282,20               | 2.808,00        | 3.090,20 |

Sumber/Source: Dinas Peternakan dan Perikanan Kabupaten Magelang/Livestock and Fishery Service of Magelang Regency

**Tabel**  
**Table** 5.6.2

**Produksi Ikan Air Tawar (untuk Benih) Menurut Kecamatan dan Jenis Ikan di Kabupaten Magelang (Ribu Ekor), 2024**  
**Production of Freshwater Fish (Seed) by District and Fish Species in Magelang Regency (Ribu Ekor), 2024**

| Kecamatan<br>District | Lele<br>Catfish | Karper     | Tawes<br>Tawes Fish | Bawal<br>Pomfret |            |
|-----------------------|-----------------|------------|---------------------|------------------|------------|
| (1)                   | (2)             | (3)        | (4)                 | (5)              |            |
| 1 Salaman             | 40.830,404      | 7.524,184  | 7.475,749           | 4.968,504        |            |
| 2 Borobudur           | 5.598,818       | 1.031,744  | 1.025,103           | 681,300          |            |
| 3 Ngluwar             | 28.995,504      | 5.343,261  | 5.308,865           | 3.528,358        |            |
| 4 Salam               | 67.663,764      | 12.469,008 | 12.388,742          | 8.233,758        |            |
| 5 Srumbung            | 21.416,617      | 3.946,632  | 3.921,226           | 2.606,110        |            |
| 6 Dukun               | 42.673,917      | 7.863,905  | 7.813,283           | 5.192,834        |            |
| 7 Muntilan            | 101.370,469     | 18.680,444 | 18.560,194          | 12.335,405       |            |
| 8 Mungkid             | 96.841,343      | 17.845,821 | 17.730,944          | 11.784,272       |            |
| 9 Sawangan            | 93.950,897      | 17.313,173 | 17.201,724          | 11.432,544       |            |
| 10 Candimulyo         | 7.419,572       | 1.367,271  | 1.358,470           | 902,861          |            |
| 11 Mertoyudan         | 28.608,594      | 5.271,962  | 5.238,025           | 3.481,276        |            |
| 12 Tempuran           | 14.110,842      | 2.600,331  | 2.583,592           | 1.717,097        |            |
| 13 Kajoran            | 25.240,200      | 4.651,238  | 4.621,297           | 3.071,388        |            |
| 14 Kaliangkrik        | 15.612,964      | 2.877,141  | 2.858,620           | 1.899,885        |            |
| 15 Bandongan          | 22.235,956      | 4.097,619  | 4.071,241           | 2.705,813        |            |
| 16 Windusari          | 24.853,290      | 4.579,938  | 4.550,456           | 3.024,307        |            |
| 17 Secang             | 25.399,516      | 4.680,596  | 4.650,466           | 3.090,775        |            |
| 18 Tegalrejo          | 5.007,073       | 922,698    | 916,759             | 609,293          |            |
| 19 Pakis              | 227,594         | 41,941     | 41,671              | 27,695           |            |
| 20 Grabag             | 32.363,899      | 5.963,985  | 5.925,594           | 3.938,246        |            |
| 21 Ngablak            | 91,038          | 16,776     | 16,668              | 11,078           |            |
| Jumlah/Total          | 2024            | 700.512,27 | 129.089,67          | 128.258,69       | 85.242,80  |
|                       | 2023            | 680.109,00 | 125.298,00          | 124.523,00       | 82.760,00  |
|                       | 2022            | 659.820,00 | 120.472,00          | 120.147,00       | 82.473,00  |
|                       | 2021            | 779.955,67 | 242.383,45          | 99.122,75        | 177.080,63 |
|                       | 2020            | 572.242,34 | 169.779,13          | 115.483,25       | 170.850,07 |

Lanjutan Tabel/*Continued Table* 5.6.2

| Kecamatan<br>District | Nila<br>Tilapia | Gurame<br>Carp | Lainnya<br>Others | Jumlah<br>Total |               |
|-----------------------|-----------------|----------------|-------------------|-----------------|---------------|
| (1)                   | (6)             | (7)            | (8)               | (9)             |               |
| 1 Salaman             | 49.151,208      | 500,813        | 157,712           | 110.608,57      |               |
| 2 Borobudur           | 6.739,798       | 68,673         | 21,626            | 15.167,06       |               |
| 3 Ngluwar             | 34.904,481      | 355,650        | 111,999           | 78.548,12       |               |
| 4 Salam               | 81.452,921      | 829,942        | 261,359           | 183.299,49      |               |
| 5 Srumbung            | 25.781,096      | 262,689        | 82,724            | 58.017,09       |               |
| 6 Dukun               | 51.370,409      | 523,425        | 164,833           | 115.602,61      |               |
| 7 Muntilan            | 122.028,695     | 1.243,378      | 391,555           | 274.610,14      |               |
| 8 Mungkid             | 116.576,582     | 1.187,825      | 374,061           | 262.340,85      |               |
| 9 Sawangan            | 113.097,093     | 1.152,372      | 362,896           | 254.510,70      |               |
| 10 Candimulyo         | 8.931,602       | 91,006         | 28,659            | 20.099,44       |               |
| 11 Mertoyudan         | 34.438,722      | 350,904        | 110,504           | 77.499,99       |               |
| 12 Tempuran           | 16.986,482      | 173,079        | 54,505            | 38.225,93       |               |
| 13 Kajoran            | 30.383,885      | 309,588        | 97,493            | 68.375,09       |               |
| 14 Kaliangkrik        | 18.794,720      | 191,504        | 60,307            | 42.295,14       |               |
| 15 Bandongan          | 26.767,408      | 272,739        | 85,889            | 60.236,67       |               |
| 16 Windusari          | 29.918,126      | 304,843        | 95,999            | 67.326,96       |               |
| 17 Secang             | 30.575,668      | 311,542        | 98,109            | 68.806,67       |               |
| 18 Tegalrejo          | 6.027,461       | 61,415         | 19,340            | 13.564,04       |               |
| 19 Pakis              | 273,976         | 2,792          | 0,879             | 616,55          |               |
| 20 Grabag             | 38.959,318      | 396,965        | 125,009           | 87.673,02       |               |
| 21 Ngablak            | 109,590         | 0,452          | 0,352             | 245,95          |               |
| Jumlah/Total          | 2024            | 843.269,24     | 8.591,60          | 2.705,81        | 1.897.670,074 |
|                       | 2023            | 818.708        | 8.342             | 2.627           | 1.842.367     |
|                       | 2022            | 756.651,00     | 8.267,00          | 42.961,00       | 1.790.791,00  |
|                       | 2021            | 837.979,77     | 14.444,52         | 56.891,44       | 2.207.858,24  |
|                       | 2020            | 673.360,73     | 11.470,15         | 6.020,44        | 1.719.206,10  |

Sumber/Source: Dinas Peternakan dan Perikanan Kabupaten Magelang/Livestock and Fishery Service of Magelang Regency

**Tabel**  
**Table** 5.6.3

**Produksi Ikan Air Tawar (untuk Lauk Pauk) Menurut Kecamatan dan Jenis Ikan di Kabupaten Magelang (ton), 2024**

***Production of Freshwater Fish (Side Dishes) by District and Fish Species in Magelang Regency (ton), 2024***

| Kecamatan<br>District | Lele<br>Catfish | Karper   | Tawes<br>Tawes Fish | Bawal<br>Pomfret |          |
|-----------------------|-----------------|----------|---------------------|------------------|----------|
| (1)                   | (2)             | (3)      | (4)                 | (5)              |          |
| 1 Salaman             | 398,09          | 81,09    | 76,36               | 177,90           |          |
| 2 Borobudur           | 54,59           | 11,12    | 10,47               | 24,39            |          |
| 3 Ngluwar             | 282,70          | 57,59    | 54,23               | 126,33           |          |
| 4 Salam               | 659,70          | 134,38   | 126,54              | 294,81           |          |
| 5 Srumbung            | 208,81          | 42,53    | 40,05               | 93,31            |          |
| 6 Dukun               | 416,06          | 84,75    | 79,81               | 185,93           |          |
| 7 Muntilan            | 988,64          | 201,32   | 189,58              | 441,67           |          |
| 8 Mungkid             | 944,78          | 192,33   | 181,11              | 421,93           |          |
| 9 Sawangan            | 916,00          | 186,59   | 175,71              | 409,34           |          |
| 10 Candimulyo         | 72,86           | 14,74    | 13,88               | 32,33            |          |
| 11 Mertoyudan         | 278,93          | 56,82    | 53,50               | 124,65           |          |
| 12 Tempuran           | 137,58          | 28,02    | 26,39               | 61,48            |          |
| 13 Kajoran            | 246,09          | 50,13    | 47,20               | 109,97           |          |
| 14 Kaliangkrik        | 152,22          | 31,01    | 29,20               | 68,02            |          |
| 15 Bandongan          | 217,20          | 44,16    | 41,59               | 96,88            |          |
| 16 Windusari          | 242,31          | 49,36    | 46,48               | 108,28           |          |
| 17 Secang             | 247,64          | 50,44    | 47,50               | 110,66           |          |
| 18 Tegalrejo          | 48,82           | 9,94     | 9,36                | 21,82            |          |
| 19 Pakis              | 2,22            | 0,45     | 0,43                | 0,99             |          |
| 20 Grabag             | 315,54          | 64,28    | 60,53               | 141,01           |          |
| 21 Ngablak            | 0,86            | 0,19     | 0,17                | 0,40             |          |
|                       | 2024            | 6.831,64 | 1.391,24            | 1.310,09         | 3.052,10 |
|                       | 2023            | 6.631,73 | 1.350,87            | 1.272,09         | 2.963,57 |
| Jumlah/Total          | 2022            | 6.495,61 | 1.361,42            | 1.200,45         | 2.645,77 |
|                       | 2021            | 7.343,65 | 1.364,73            | 1.221,69         | 3.016,96 |
|                       | 2020            | 6.404,76 | 1.319,41            | 1.322,50         | 2.946,57 |

Lanjutan Tabel/*Continued Table* 5.6.3

| Kecamatan<br>District | Nilai<br>Tilapia | Gurame<br><i>Carp</i> | Lainnya<br>Others | Jumlah<br>Total |            |
|-----------------------|------------------|-----------------------|-------------------|-----------------|------------|
| (1)                   | (6)              | (7)                   | (8)               | (9)             |            |
| 1 Salaman             | 422,79           | 21,33                 | 11,49             | 1.189,05        |            |
| 2 Borobudur           | 57,97            | 2,92                  | 1,58              | 163,04          |            |
| 3 Ngluwar             | 300,24           | 15,15                 | 8,16              | 844,40          |            |
| 4 Salam               | 700,64           | 35,34                 | 19,05             | 1.970,46        |            |
| 5 Srumbung            | 221,76           | 11,19                 | 6,03              | 623,68          |            |
| 6 Dukun               | 441,88           | 22,29                 | 12,01             | 1.242,73        |            |
| 7 Muntilan            | 1.049,67         | 52,95                 | 28,54             | 2.952,37        |            |
| 8 Mungkid             | 1.002,77         | 50,58                 | 27,26             | 2.820,76        |            |
| 9 Sawangan            | 972,84           | 49,08                 | 26,45             | 2.736,01        |            |
| 10 Candimulyo         | 76,83            | 3,88                  | 2,09              | 216,61          |            |
| 11 Mertoyudan         | 296,24           | 14,94                 | 8,05              | 833,13          |            |
| 12 Tempuran           | 146,11           | 7,37                  | 3,97              | 410,92          |            |
| 13 Kajoran            | 261,36           | 13,18                 | 7,11              | 735,04          |            |
| 14 Kaliangkrik        | 161,67           | 8,16                  | 4,40              | 454,68          |            |
| 15 Bandongan          | 230,25           | 11,61                 | 6,26              | 647,95          |            |
| 16 Windusari          | 257,35           | 12,98                 | 7,00              | 723,76          |            |
| 17 Secang             | 263,01           | 13,27                 | 7,15              | 739,67          |            |
| 18 Tegalrejo          | 51,85            | 2,62                  | 1,41              | 145,82          |            |
| 19 Pakis              | 2,36             | 0,12                  | 0,06              | 6,63            |            |
| 20 Grabag             | 335,12           | 16,91                 | 9,11              | 942,50          |            |
| 21 Ngablak            | 0,91             | 0,05                  | 0,03              | 2,60            |            |
|                       | 2024             | 7.253,62              | 365,92            | 197,21          | 20.401,819 |
|                       | 2023             | 7.043,24              | 355,30            | 191,49          | 19.808,29  |
| Jumlah/Total          | 2022             | 6.613,93              | 326,88            | 632,41          | 19.276,47  |
|                       | 2021             | 6.363,79              | 392,88            | 571,57          | 20.275,27  |
|                       | 2020             | 5.601,21              | 387,81            | 493,75          | 18.476,00  |

Sumber/Source: Dinas Peternakan dan Perikanan Kabupaten Magelang/Livestock and Fishery Service of Magelang Regency

# 6

## BAB

### INDUSTRI, PERTAMBANGAN DAN ENERGI

*Industry, Mining and Energy*

#### Banyaknya Pelanggan di **PLN MAGELANG** Menurut Kategori Pelanggan 2024

**476.855**

Rumah Tangga  
*Household* **424.968**

Usaha  
*Business* **32.709**

Sosial  
*Social* **14.843**

Pemerintah  
*Government* **3.844**

Industri  
*Industry* **491**



Sumber/source : PLN Unit Pelaksana Pelayanan Pelanggan (UP3) Magelang /  
State Electricity Company of Magelang



**PENJELASAN TEKNIS**

1. Pengumpulan data industri besar dan sedang dilakukan melalui Survei Industri Besar dan Sedang yang dilaksanakan setiap tahun secara lengkap (sensus) sejak tahun 1975. Survei Industri Besar dan Sedang mencakup semua perusahaan industri yang mempunyai tenaga kerja 20 orang atau lebih dengan menggunakan kuesioner II A.
2. Klasifikasi industri yang digunakan dalam survei ini berdasar kepada Klasifikasi Baku Lapangan Usaha Indonesia (KBLI). KBLI adalah klasifikasi lapangan usaha yang berdasar kepada International Standard Industrial Classification of All Economic Activities (ISIC) revisi 4 yang telah disesuaikan dengan kondisi Indonesia.
3. Industri manufaktur adalah suatu kegiatan ekonomi yang melakukan kegiatan mengubah suatu barang dasar secara mekanis, kimia, atau dengan tangan sehingga menjadi barang jadi/setengah jadi, dan atau barang yang kurang nilainya menjadi barang yang lebih tinggi nilainya, dan sifatnya lebih dekat kepada pemakai akhir. Termasuk dalam kegiatan ini adalah jasa industri dan pekerjaan perakitan.
4. Perusahaan atau usaha industri adalah suatu unit (kesatuan)

**TECHNICAL NOTES**

1. *Data collection of large and medium scale manufacturing is conducted through The Large and Medium Manufacturing Establishment Survey that has been done annually for all industries (census) since 1975. Large and Medium Manufacturing Establishment Survey covers all manufactures/industries with 20 workers or more by questionnaire IIA.*
2. *The industrial classification adopted in this survey refers to the Klasifikasi Baku Lapangan Usaha Indonesia (KBLI). KBLI is classification of economic activities based on the International Standard Industrial Classification of All Economic Activities (ISIC rev 4) that has been modified according to the local condition in Indonesia.*
3. *Manufacturing industry is defined as an economic activity processing basic goods mechanically, chemicals or manually into final or intermediate goods. It is also defined as processing of lower value goods into higher value goods as final or intermediate products. The activities also include services for manufacturing and assembling.*
4. *A manufacturing establishment is defined as a production unit*

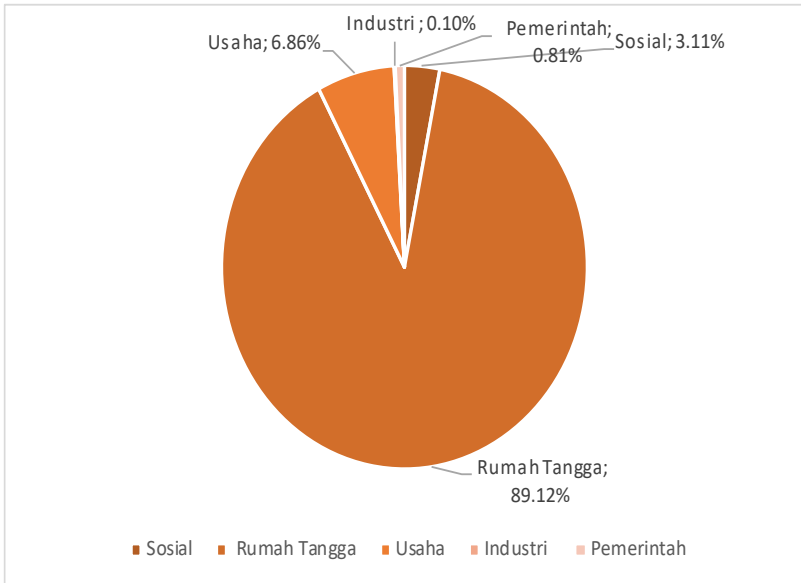
usaha yang melakukan kegiatan ekonomi, bertujuan menghasilkan barang atau jasa, terletak pada suatu bangunan atau lokasi tertentu, dan mempunyai catatan administrasi tersendiri mengenai produksi dan struktur biaya serta ada seorang atau lebih yang bertanggung jawab atas usaha tersebut.

5. Industri manufaktur dikelompokkan ke dalam 4 golongan berdasarkan banyaknya pekerja, yaitu: industri besar (100 orang pekerja atau lebih), industri sedang/menengah (20–99 orang pekerja), industri kecil (5–19 orang pekerja), dan industri mikro (1–4 orang pekerja).
6. Pelanggan adalah individu atau kelompok, baik rumah tangga, perusahaan atau institusi non profit yang membeli air bersih dari perusahaan air bersih.
7. Air disalurkan adalah volume air bersih dari perusahaan air bersih.

*engaged in economic activity, producing goods or services, located in a building or in a certain location, keeping a business record concerning the production and cost structure, and having a person or more that are responsible to those activities.*

5. *Manufacturing industries are categorized into four groups, based on the number of employees: large scale manufacturing (100 employees or more), medium scale manufacturing (20–99 employees), small scale manufacturing (5–19 employees), and micro industry (1–4 employees).*
6. *Customers are individuals or groups, whether household, company or non-profit institutions that buy water supply from water supply establishment.*
7. *Distributed water is the volume of water supply from water supply establishment.*

| ULASAN  | DESCRIPTION   |
|---|---|
| <p><b>Industri</b></p> <p>Pada tahun 2024, di Kabupaten Magelang terdapat 28 industri besar dan 100 industri sedang.</p>  | <p><b>Industry</b></p> <p><i>In 2024, in Magelang Regency there are 28 large industries and 100 medium industries.</i></p>  |
| <p><b>Energi</b></p> <p>Kebutuhan energi listrik akan terus meningkat setiap tahun. Hal ini dapat dilihat dari jumlah pelanggan listrik yang terus meningkat setiap tahun. Jumlah pelanggan listrik di Kabupaten Magelang tahun 2024 adalah sebanyak 476.855 pelanggan, di mana jumlah terbanyak adalah kelompok pelanggan Rumah Tangga yakni 424.968 rumah tangga.</p> | <p><b>Energy</b></p> <p><i>The need for electrical energy will continue to increase every year. This can be seen from the growing number of electricity customers every year. Number of electricity costumers in Magelang Regency in 2024 is 476,855; where the highest number is household customer group that is 424,968.</i></p> |
| <p>Jumlah pemakaian listrik dari PLN di Kabupaten Magelang sebanyak 798.713.225 ribu Kwh. Sedangkan nilai yang disalurkan sebanyak 813.489.855.368 rupiah. Pemakaian terbanyak berasal dari ULP Magelang Kota sebesar 464.115.401 ribu Kwh.</p>   | <p><i>Amount of electricity consumption in Magelang Regency reached 798,713,225 thousand Kwh. Meanwhile, the distributed value reached 813,489,855,368 rupiahs. Mostly, electricity utilization came from Magelang Municipality Costumer Service Unit (464,115,401 thousand Kwh)</i></p>  |
| <p>Jumlah pelanggan PDAM Kabupaten Magelang sebanyak 75.153 sambungan. Jumlah ini termasuk sambungan di sebagian Kabupaten Temanggung dan Kota Magelang. Pada tahun 2024 air yang disalurkan di Kabupaten Magelang tercatat sebesar 18.238.927 meter kubik.</p>   | <p><i>Number of water supply region company costumers in Magelang Regency about 75,153 customers. This amount include customers in Temanggung Regency and Magelang Municipality. In 2024, distributed water in Magelang Regency were 18,238,927 cubic meters.</i></p>   |



Sumber/Source: PLN Unit Pelaksana Pelayanan Pelanggan (UP3) Magelang/State Electricity Company of Magelang

**Gambar**  
**Figures** 6.1

**Persentase Pelanggan Listrik Menurut Kategori Pelanggan di Kabupaten Magelang, 2024**  
**Percentage of Electricity Costumers by Category of Consumer in Magelang Regency, 2024**

## 6.1 INDUSTRI INDUSTRY

**Tabel 6.1.1** Jumlah Perusahaan dan Tenaga Kerja Menurut Klasifikasi Industri Besar dan Sedang di Kabupaten Magelang, 2024  
*Number of Establishments and Employees by Large and Medium Industrial Classification in Magelang Regency, 2024*

|    | Klasifikasi Industri<br>Industrial Classification  | Perusahaan<br>Establishment | Tenaga Kerja*<br>Employee |
|----|--|-----------------------------|---------------------------|
|    | (1)  | (2)                         | (3)                       |
| 1  | Makanan/Food   | 26                          | NA                        |
| 2  | Minuman/Beverage   | 2                           | NA                        |
| 3  | Pengolahan Tembakau/Tobacco Products   | 9                           | NA                        |
| 4  | Tekstil/Textiles   | 4                           | NA                        |
| 5  | Pakaian Jadi/Wearing Apparels  | 4                           | NA                        |
| 6  | Kulit,BarangdariKulitdanAlasKaki/LeatherandRelatedProductsand Footwear   | 4                           | NA                        |
| 7  | Kayu,BarangdariKayudanGabus(TidakTermasukFurnitur),danBarang AnyamandarBambuRotandanSejenisnya/Wood,woodandcorkgoods (notincludingfurniture)andwovengoodsfrombamboorattan,andthis like | 18                          | NA                        |
| 8  | Kertas dan Barang dari Kertas/Paper and Paper Products   | 2                           | NA                        |
| 9  | Percetakan dan Reproduksi Media Rekaman/Printing and Reproduction of Recorded Media  | 1                           | NA                        |
| 10 | Produk dari Batu, Bara dan Pengilangan Minyak/Coke, Refined Petroleum Products   | –                           | –                         |
| 11 | Bahan Kimia dan Barang dari Bahan Kimia/Chemicals and Chemical Products  | 4                           | NA                        |
| 12 | Farmasi Produk Obat Kimia dan Obat Tradisional/Pharmaceuticals, Medicinal Chemical and Botanical Products  | 3                           | NA                        |
| 13 | Karet, Barang dari Karet dan Plastik/Rubber, Rubber and Plastic Products   | 5                           | NA                        |
| 14 | Barang Galian Bukan Logam/Other Non-Metalic Mineral Products   | 24                          | NA                        |
| 15 | Logam Dasar/Basic Metals   | –                           | –                         |
| 16 | Barang Logam, Bukan Mesin dan Peralatannya/Fabricated Metal Products, except Machinery and Equipment   | 2                           | NA                        |
| 17 | Komputer, Barang Elektronik dan Optik/Computers, Electronic and Optical Products   | –                           | –                         |

Lanjutan Tabel/*Continued Table* 6.1.1

| Klasifikasi Industri<br>Industrial Classification |   | Perusahaan<br>Establishment | Tenaga Kerja*<br>Employee |
|---|---|-----------------------------|---------------------------|
| (1)   |   | (2)                         | (3)                       |
| 18  | Peralatan Listrik/Electrical Equipment  | 1                           | NA                        |
| 19  | Mesin dan Perlengkapannya/Machinery and Equipment n.e.c   | 2                           | NA                        |
| 20  | Kendaraan Bermotor, Trailer dan Semi Trailer/Motor Vehicles, Trailers and Semi Trailers             | 6                           | NA                        |
| 21  | Alat angkutan Lainnya/Others Transport  | -                           | -                         |
| 22  | Furnitur/Furniture  | 4                           | NA                        |
| 23  | Pengolahan Lainnya/Others   | 6                           | NA                        |
| 24  | Jasa Reparasi dan Pemasangan Mesin dan Peralatan/Repair and Installation of Machinery and Equipment | 1                           | NA                        |
|   |   | 2024                        | NA                        |
|   |   | 2023                        | 17.788                    |
| Kabupaten Magelang                                |   | 2022                        | 16.299                    |
|   |   | 2021                        | 14.786                    |
|   |   | 2020                        | 14.809                    |

Catatan/Note: \*) Hasil dari pencacahan Survei Tahunan Perusahaan Industri Manufaktur Tahun 2024 (kondisi akhir Tahun 2023)/ Results from the 2024 Annual Survey of Manufacturing Industry Companies (end of 2023 condition) Mulai tahun 2024 tidak tersedia data jumlah tenaga kerja/Starting in 2024, there is no data available on the number of employees

Sumber/Source: Badan Pusat Statistik, Pemutakhiran Direktori Perusahaan Awal 2024, Survei Tahunan Perusahaan Industri Manufaktur/BPS-Statistics Indonesia, Annual Company Directory Update Beginning 2024 Annual Survey of Manufacturing Industry Companies

**Tabel**  
**Table** 6.1.2

**Jumlah Perusahaan dan Tenaga Kerja Industri Besar dan Sedang Menurut Kecamatan di Kabupaten Magelang, 2024**

***Number of Establishments and Employees of Large Industrial Companies and Medium by District in Magelang Regency, 2024***

| Kecamatan<br>District | Industri Besar<br>Large Industrial |                           | Industri Sedang<br>Medium Industrial |                           |       |
|-----------------------|------------------------------------|---------------------------|--------------------------------------|---------------------------|-------|
|                       | Perusahaan<br>Establishment        | Tenaga Kerja*<br>Employee | Perusahaan<br>Establishment          | Tenaga Kerja*<br>Employee |       |
| (1)                   | (2)                                | (3)                       | (4)                                  | (5)                       |       |
| 1 Salaman             | 1                                  | NA                        | 1                                    | NA                        |       |
| 2 Borobudur           | -                                  | -                         | 2                                    | NA                        |       |
| 3 Ngluwar             | -                                  | -                         | 3                                    | NA                        |       |
| 4 Sa l a m            | 2                                  | NA                        | 7                                    | NA                        |       |
| 5 Srumbung            | -                                  | -                         | 3                                    | NA                        |       |
| 6 D u k u n           | -                                  | -                         | 1                                    | NA                        |       |
| 7 Muntilan            | 1                                  | NA                        | 16                                   | NA                        |       |
| 8 Mungkid             | 3                                  | NA                        | 13                                   | NA                        |       |
| 9 Sawangan            | -                                  | -                         | 2                                    | NA                        |       |
| 10 Candimulyo         | 4                                  | NA                        | 11                                   | NA                        |       |
| 11 Mertoyudan         | -                                  | -                         | -                                    | -                         |       |
| 12 Tempuran           | 13                                 | NA                        | 20                                   | NA                        |       |
| 13 Kajoran            | -                                  | -                         | -                                    | -                         |       |
| 14 Kaliangkrik        | -                                  | -                         | -                                    | -                         |       |
| 15 Bandongan          | 1                                  | NA                        | 2                                    | NA                        |       |
| 16 Windusari          | -                                  | -                         | 5                                    | NA                        |       |
| 17 Secang             | 2                                  | NA                        | 7                                    | NA                        |       |
| 18 Tegalrejo          | 1                                  | NA                        | 5                                    | NA                        |       |
| 19 Pakis              | -                                  | -                         | -                                    | -                         |       |
| 20 Grabag             | -                                  | -                         | 2                                    | NA                        |       |
| 21 Ngablak            | -                                  | -                         | -                                    | -                         |       |
| Kabupaten<br>Magelang | 2024                               | 28                        | NA                                   | 100                       | NA    |
|                       | 2023                               | 31                        | 15.809                               | 48                        | 1.979 |
|                       | 2022                               | 29                        | 12.759                               | 68                        | 2.540 |
|                       | 2021                               | 28                        | 12.670                               | 50                        | 2.116 |
|                       | 2020                               | 29                        | 12.456                               | 60                        | 2.353 |

Catatan/(Note: \*)HasildaripencacahanSurveiTahunanPerusahaanIndustriManufakturTahun2024(kondisiakhirTahun2023)/  
Results from the 2024 Annual Survey of Manufacturing Industry Companies (end of 2023 condition)  
Mulaitahun2024tidaktersediadatumlahtenagakerja/Startingin2024,thereisnodataavailableonthenumberofemployees

Sumber/Source: BadanPusatStatistikPemutakhiranDirektoriPerusahaanAwal2024SurveiTahunanPerusahaanIndustriManufaktur/  
BPS-StatisticsIndonesiaAnnualCompanyDirectoryUpdateBeginning2024AnnualSurveyofManufacturingIndustryCompanies

## 6.2 ENERGI ENERGY

**Tabel** 6.2.1 **Banyaknya Pemakaian Listrik PLN Menurut Rayon di Kabupaten Magelang Desember 2024**  
**Table** 6.2.1 **Amount of Electricity Consumption by division in Magelang Regency December 2024**

| Rayon<br>Division   | Pemakaian Listrik<br>Electricity Utilization<br>(KWh) | Nilai yang Disalurkan<br>Distributed Value<br>(Rupiah) |
|---------------------|---|--|
| (1)                 | (2)   | (3)  |
| Rayon Magelang Kota | 464.115.401   | 496.447.288.345  |
| Rayon Borobudur     | 218.425.276   | 217.244.268.485  |
| Rayon Tegalrejo     | 116.172.548   | 99.798.298.538   |
| Kabupaten Magelang  | 798.713.225   | 813.489.855.368  |

Sumber/Source: PLN Area Magelang/State Electricity Company of Magelang

**Tabel**  
**Table 6.2.2****Jumlah Pelanggan Listrik Menurut Kategori Pelanggan dan Rayon di Kabupaten Magelang Desember 2024**  
**Number of Electricity Costumers by Category of Consumer and Division in Magelang Regency December 2024**

| Rayon<br>Divison      | Kategori Pelanggan/Category of Customer |                              |                   |                      |                          | Jumlah<br>Total |         |
|-----------------------|---|------------------------------|-------------------|----------------------|--------------------------|-----------------|---------|
|                       | Sosial<br>Social                        | Rumah<br>Tangga<br>Household | Usaha<br>Business | Industri<br>Industry | Pemerintah<br>Government |                 |         |
| (1)                   | (2)                                     | (3)                          | (4)               | (5)                  | (6)                      | (7)             |         |
| RayonMagelangKota     | 6.466                                   | 192.062                      | 15.199            | 262                  | 1.927                    | 215.916         |         |
| RayonBorobudur        | 4.923                                   | 137.690                      | 10.578            | 124                  | 1.248                    | 154.563         |         |
| RayonTegalrejo        | 3.454                                   | 95.216                       | 6.932             | 105                  | 669                      | 106.376         |         |
| Kabupaten<br>Magelang | 2024                                    | 14.843                       | 424.968           | 32.709               | 491                      | 3.844           | 476.855 |
|                       | 2023                                    | 14.325                       | 414.479           | 29.122               | 437                      | 3.688           | 462.051 |
|                       | 2022                                    | 12.655                       | 365.737           | 21.391               | 297                      | 2.937           | 403.017 |
|                       | 2021                                    | 12.242                       | 356.806           | 18.846               | 291                      | 3.020           | 391.205 |
|                       | 2020                                    | 11.821                       | 347.236           | 16.664               | 278                      | 2.420           | 378.419 |

Sumber/Source: PLNUnitPelaksanaPelayananPelanggan(UP3)Magelang/StateElectricityCompanyofMagelang

**Tabel**  
**Table** 6.2.3

**Jumlah Pelanggan Listrik Menurut Kategori Daya Terpasang dan Rayon di Kabupaten Magelang Desember 2024**  
**Number of Electricity Constumers by Installed Power and Division in Magelang Regency December 2024**

| Rayon<br>Division  | Daya<br>Power | Sosial/Social                                 |   | Rumah Tangga/Household                        |   |
|--------------------|---------------|---|---|---|---|
|                    |               | Jumlah<br>Pelanggan<br>Number of<br>Customers | Daya Listrik<br>Terpasang<br>InstalledPower<br>(VA) | Jumlah<br>Pelanggan<br>Number of<br>Customers | Daya Listrik<br>Terpasang<br>InstalledPower<br>(VA) |
| (1)                | (2)           | (3)   | (4)   | (5)   | (6)   |
| RayonMagelangKota  | 450 VA        | 2.249   | 1.012.050   | 98.070  | 44.131.500  |
|                    | 900 VA        | 1.925   | 1.732.500   | 68.980  | 62.082.000  |
|                    | 1.300VA       | 869   | 1.129.700   | 16.589  | 21.565.700  |
|                    | 2.200VA       | 591   | 1.300.200   | 5.888   | 12.953.600  |
|                    | >2.200VA      | 832   | 18.519.000  | 2.535   | 13.156.400  |
| Jumlah/Total       |               | 6.466   | 23.693.450  | 192.062                                       | 153.889.200   |
| RayonBorobudur     | 450 VA        | 1.363   | 613.350   | 72.863  | 32.788.350  |
|                    | 900 VA        | 1.640   | 1.476.000   | 52.640  | 47.376.000  |
|                    | 1.300VA       | 780   | 1.014.000   | 8.107   | 10.539.100  |
|                    | 2.200VA       | 483   | 1.062.600   | 2.687   | 5.911.400   |
|                    | >2.200VA      | 657   | 7.662.500   | 1.393   | 7.027.600   |
| Jumlah/Total       |               | 4.923   | 11.828.450  | 137.690                                       | 103.642.450   |
| Rayon Tegalrejo    | 450 VA        | 1.194   | 537.300   | 60.715  | 27.321.750  |
|                    | 900 VA        | 1.149   | 1.034.100   | 28.895  | 26.005.500  |
|                    | 1.300VA       | 477   | 620.100   | 3.848   | 5.002.400   |
|                    | 2.200VA       | 324   | 712.800   | 1.191   | 2.620.200   |
|                    | >2.200VA      | 310   | 2.578.200   | 567   | 2.765.100   |
| Jumlah/Total       |               | 3.454   | 5.482.500   | 95.216  | 63.714.950  |
| Kabupaten Magelang |               | 14.843  | 41.004.400  | 424.968                                       | 321.246.600   |

Lanjutan Tabel/Continued Table 6.2.3

| Rayon<br>Division     | Daya<br>Power | Usaha/Business                               |   |               | Industri/Industry                            |   |
|-----------------------|---------------|--|---|---------------|--|---|
|                       |               | Jumlah<br>Pelanggan<br>Numberof<br>Customers | Daya Listrik<br>Terpasang<br>Installed<br>Power<br>(VA) | Daya<br>Power | Jumlah<br>Pelanggan<br>Numberof<br>Customers | Daya Listrik<br>Terpasang<br>Installed<br>Power<br>(VA) |
| (1)                   | (2)           | (7)  | (8)   | (9)           | (10)   | (11)  |
| Rayon<br>MagelangKota | 450 VA        | 1.597  | 718.650   | 450 VA        | 5  | 2.250   |
|                       | 900 VA        | 1.844  | 1.659.600   | 900 VA        | 4  | 3.600   |
|                       | 1.300 VA      | 5.722  | 7.438.600   | 1.300 VA      | 12   | 15.600  |
|                       | 2.200 VA      | 4.496  | 14.350.900  | 2.200 VA      | 10   | 22.000  |
|                       | >2.200VA      | 1.540  | 37.407.600  | >2.200VA      | 231  | 52.848.000  |
|                       | Jumlah/Total  |  | 15.199  | 61.575.350    |  | 262   |
| Rayon<br>Borobudur    | 450 VA        | 424  | 190.800   | 450 VA        | -  | -   |
|                       | 900 VA        | 731  | 657.900   | 900 VA        | -  | -   |
|                       | 1.300 VA      | 4.920  | 6.396.000   | 1.300 VA      | 9  | 11.700  |
|                       | 2.200 VA      | 3.488  | 11.348.700  | 2.200 VA      | 2  | 4.400   |
|                       | >2.200VA      | 1.015  | 25.002.200  | >2.200VA      | 113  | 14.028.400  |
|                       | Jumlah/Total  |  | 10.578  | 43.595.600    |  | 124   |
| RayonTegalrejo        | 450 VA        | 962  | 432.900   | 450 VA        | 31   | 13.950  |
|                       | 900 VA        | 1.025  | 922.500   | 900 VA        | 18   | 16.200  |
|                       | 1.300 VA      | 2.548  | 3.312.400   | 1.300 VA      | 13   | 16.900  |
|                       | 2.200 VA      | 1.977  | 6.678.500   | 2.200 VA      | 8  | 17.600  |
|                       | >2.200VA      | 420  | 7.743.000   | >2.200VA      | 35   | 1.800.600   |
|                       | Jumlah/Total  |  | 6.932   | 19.089.300    |  | 105   |
| Kabupaten Magelang    |               | 32.709                                       | 124.260.250   |               | 491  | 68.801.200  |

Lanjutan Tabel/*Continued Table* 6.2.3

| Rayon<br>Division   | Daya<br>Power | Pemerintah/Government                         |  | Jumlah/Total                                  |   |
|---------------------|---------------|---|--|---|---|
|                     |               | Jumlah<br>Pelanggan<br>Number of<br>Customers | DayaListrik<br>Terpasang<br>Installed<br>Power<br>(VA) | Jumlah<br>Pelanggan<br>Number of<br>Customers | Daya Listrik<br>Terpasang<br>Installed<br>Power<br>(VA) |
| (1)                 | (2)           | (11)  | (12)   | (13)  | (14)  |
| Rayon Magelang Kota | 450 VA        | 86  | 38.700   | 102.007                                       | 45.903.150  |
|                     | 900 VA        | 122   | 109.800  | 72.875  | 65.587.500  |
|                     | 1.300 VA      | 101   | 131.300  | 23.293  | 30.280.900  |
|                     | 2.200 VA      | 206   | 728.800  | 11.191  | 29.355.500  |
|                     | >2.200VA      | 1.412   | 10.758.120   | 6.550   | 132.689.120   |
| Jumlah/Total        |               | 1.927   | 11.766.720   | 215.916                                       | 303.816.170   |
| Rayon Borobudur     | 450 VA        | 41  | 18.450   | 74.691  | 33.610.950  |
|                     | 900 VA        | 98  | 88.200   | 55.109  | 49.598.100  |
|                     | 1.300 VA      | 114   | 148.200  | 13.930  | 18.109.000  |
|                     | 2.200 VA      | 141   | 465.800  | 6.801   | 18.792.900  |
|                     | >2.200VA      | 854   | 5.063.460  | 4.032   | 58.784.160  |
| Jumlah/Total        |               | 1.248   | 5.784.110  | 154.563                                       | 178.895.110   |
| Rayon Tegalrejo     | 450 VA        | 12  | 5.400  | 62.914  | 28.311.300  |
|                     | 900 VA        | 51  | 45.900   | 31.138  | 28.024.200  |
|                     | 1.300 VA      | 34  | 44.200   | 6.920   | 8.996.000   |
|                     | 2.200 VA      | 46  | 144.200  | 3.546   | 10.173.300  |
|                     | >2.200VA      | 526   | 1.483.270  | 1.858   | 16.370.170  |
| Jumlah/Total        |               | 1.917   | 7.507.080  | 106.376                                       | 91.874.970  |
| Kabupaten Magelang  |               | 5.092   | 25.057.910   | 476.855                                       | 574.586.250   |

Sumber/Source: PLNUnitPelaksanaPelayananPelanggan(UP3)Magelang/StateElectricityCompanyofMagelang

**Tabel**  
**Table 6.2.4****Jumlah Air yang Disalurkan Menurut Kategori Pelanggan di Kabupaten Magelang, 2024**  
**Number Distributed Clean Water by Type of Customers in Magelang Regency, 2024**

| Kategori Pelanggan<br>Type of Customers       | Pelanggan<br>Customers | Air Disalurkan<br>Sawn Timber | Nilai/value<br>(Rupiah) |
|---|------------------------|-------------------------------|-------------------------|
| (1)   | (2)                    | (3)                           | (4)                     |
| Sosial/Social                                 | 1.948                  | 1.105.999                     | 2.655.095.035           |
| Rumah Tangga/Household                        | 67.008                 | 14.378.808                    | 54.018.358.970          |
| Instansi Pemerintah/Government<br>Institution | 2.681                  | 1.423.927                     | 5.359.356.605           |
| Niaga/Trade                                   | 3.367                  | 1.087.636                     | 7.122.393.840           |
| Industri/Industry                             | 81                     | 96.291                        | 973.175.865             |
| Khusus/Exclusive                              | 68                     | 140.906                       | 150.483.290             |
| Tangki / Tank                                 | –                      | 5.360                         | 175.420.400             |
| <b>Jumlah/Total</b>                           | <b>75.153</b>          | <b>18.238.927</b>             | <b>70.454.284.005</b>   |

Sumber/Source: PDAM Kabupaten Magelang/Water Supply Region Company of Magelang Regency

**Tabel 6.2.5** Jumlah Pelanggan PDAM Menurut Unit Layanan di Kabupaten Magelang, 2024  
*Number of Water Supply Region Company Consumers by Divisions in Magelang Regency, 2024*

| Unit Division  | Golongan Sambungan Rumah/House Connection |               |               |                      |
|----------------|---|---------------|---------------|----------------------|
|                | IA / Sosial A                             | IB / Sosial B | IC / Sosial C | IIA / Rumah Tangga A |
| (1)            | (2)                                       | (3)           | (4)           | (5)                  |
| 1 Mertoyudan   | 236                                       | 31            | 37            | 1                    |
| 2 Grabag       | 108                                       | 2             | 26            | 1                    |
| 3 Salaman      | 112                                       | 19            | 18            | 4                    |
| 4 Borobudur    | 253                                       | 39            | 33            | 7                    |
| 5 Secang       | 233                                       | 30            | 45            | 14                   |
| 6 Muntilan     | 137                                       | 11            | 72            | 4                    |
| 7 Banjarnegoro | 138                                       | 10            | 34            | 39                   |
| 8 Kalinegoro   | 85  | 1             | 7             | –                    |
| 9 Candirejo    | 193                                       | 10            | 28            | 1                    |
| Tahun 2024     | 1.495                                     | 153           | 300           | 71                   |
| Tahun 2023     | 1,456                                     | 137           | 290           | 170                  |

Lanjutan Tabel/*Continued Table* 6.2.5

| Unit<br>Division | Golongan Sambungan Rumah/House Connection |                         |                         |                      |
|------------------|---|-------------------------|-------------------------|----------------------|
|                  | IIB / Rumah<br>Tangga B                   | IIC / Rumah<br>Tangga C | IID / Rumah<br>Tangga D | IIIA / Instansi<br>A |
| (1)              | (6)                                       | (7)                     | (8)                     | (9)                  |
| 1 Mertoyudan     | 1.208                                     | 13.772                  | 320                     | 32                   |
| 2 Grabag         | 928                                       | 2.685                   | 36                      | 19                   |
| 3 Salaman        | 143                                       | 1.131                   | 1.473                   | 31                   |
| 4 Borobudur      | 445                                       | 6.801                   | 258                     | 84                   |
| 5 Secang         | 536                                       | 10.213                  | 57                      | 389                  |
| 6 Muntilan       | 251                                       | 4.633                   | 318                     | 25                   |
| 7 Banjarnegoro   | 1.464                                     | 5.906                   | 1.945                   | 1.751                |
| 8 Kalinegoro     | 113                                       | 5.167                   | 125                     | 16                   |
| 9 Candirejo*     | 307                                       | 6.417                   | 285                     | 48                   |
| Tahun 2024       | 5.395                                     | 56.725                  | 4.817                   | 2.395                |
| Tahun 2023       | 6.947                                     | 53.296                  | 4.393                   | 2.386                |

Lanjutan Tabel/*Continued Table* 6.2.5

| Unit<br>Division | Golongan Sambungan Rumah/House Connection |              |               |               |
|------------------|---|--------------|---------------|---------------|
|                  | IIIB /Instansi<br>B                       | IVA /Niaga A | IVB / Niaga B | IVC / Niaga C |
| (1)              | (10)                                      | (11)         | (12)          | (13)          |
| 1 Mertoyudan     | 42  | 282          | 55            | 21            |
| 2 Grabag         | 24  | 106          | 38            | 1             |
| 3 Salaman        | 27  | 266          | 51            | 10            |
| 4 Borobudur      | 41  | 351          | 21            | 15            |
| 5 Secang         | 30  | 300          | 18            | 6             |
| 6 Muntilan       | 34  | 646          | 48            | 6             |
| 7 Banjarnegoro   | 24  | 291          | 271           | 32            |
| 8 Kalinegoro     | 19  | 135          | 23            | 4             |
| 9 Candirejo*     | 45  | 195          | 48            | 4             |
| Tahun 2024       | 286                                       | 2.572        | 573           | 99            |
| Tahun 2023       | 291                                       | 2.303        | 569           | 96            |

Lanjutan Tabel/*Continued Table* 6.2.5

| Unit<br>Division | Golongan Sambungan Rumah/House Connection |                |                |                    |                    |
|------------------|---|----------------|----------------|--------------------|--------------------|
|                  | IVD/Niaga<br>D                            | IVE/Niaga<br>E | IVF/Niaga<br>F | VA /<br>Industri A | VB /<br>Industri B |
| (1)              | (14)                                      | (15)           | (16)           | (17)               | (18)               |
| 1 Mertoyudan     | 17  | –              | 2              | 1                  | –                  |
| 2 Grabag         | 6   | –              | –              | 2                  | –                  |
| 3 Salaman        | 10  | –              | –              | –                  | –                  |
| 4 Borobudur      | 24  | 7              | –              | 4                  | 1                  |
| 5 Secang         | 12  | –              | –              | 17                 | 1                  |
| 6 Muntilan       | 12  | 1              | –              | 2                  | –                  |
| 7 Banjarnegoro   | 12  | 2              | –              | 13                 | 1                  |
| 8 Kalinegoro     | 9   | –              | –              | 3                  | 1                  |
| 9 Candirejo      | 9   | –              | –              | 20                 | –                  |
| Tahun 2024       | 111                                       | 10             | 2              | 62                 | 4                  |
| Tahun 2023       | 112                                       | 10             | 2              | 57                 | 4                  |

Lanjutan Tabel/*Continued Table* 6.2.5

| Unit<br>Division | GolonganSambunganRumah/HouseConnection |                    |                   |                   | Jumlah/<br>Total |
|------------------|--|--------------------|-------------------|-------------------|------------------|
|                  | VC /<br>Industri C                     | VD /<br>Industri D | VIA /<br>Khusus A | VIB /<br>Khusus B |                  |
| (1)              | (19)                                   | (20)               | (21)              | (22)              | (23)             |
| 1 Mertoyudan     | -                                      | -                  | 5                 | -                 | 16.062           |
| 2 Grabag         | -                                      | -                  | 9                 | -                 | 3.991            |
| 3 Salaman        | -                                      | -                  | 6                 | 2                 | 3.303            |
| 4 Borobudur      | -                                      | -                  | 3                 | -                 | 8.387            |
| 5 Secang         | 2                                      | 4                  | 3                 | 8                 | 11.918           |
| 6 Muntilan       | -                                      | -                  | 4                 | 1                 | 6.205            |
| 7 Banjarnegoro   | 5                                      | -                  | 17                | 2                 | 11.957           |
| 8 Kalinegoro     | 1                                      | 3                  | 7                 | -                 | 5.719            |
| 9 Candirejo      | -                                      | -                  | -                 | 1                 | 7.611            |
| Tahun 2024       | 8                                      | 7                  | 54                | 14                | 75.153           |
| Tahun 2023       | 8                                      | 6                  | 52                | 14                | 72.599           |

Sumber/Source: PDAM Kabupaten Magelang/Water Supply Region Company of Magelang Regency

**Tabel**  
**Table 6.2.6****Debit Air Menurut Sumber Mata Air yang Sudah Dikelola oleh PDAM Kabupaten Magelang, 2024**  
***Debit of Water by Springs that has been Managed by Water Supply Region Company of Magelang Regency, 2024***

| Sumber Mata Air<br>Springs | Lokasi<br>Location | Debit Air<br>Debit of Water<br>(liter/dt) | Debit Air Dikelola<br>Debit of Water has been<br>Managed<br>(liter/dt) |
|----------------------------|--------------------|---|--|
| (1)                        | (2)                | (3)                                       | (4)  |
| 1 Sidosari                 | Salaman            | 24,20                                     | 21,31  |
| 2 Combrang                 | Mungkid            | 24,73                                     | 13,99  |
| 3 Blambangan               | Mungkid            | 183,76                                    | 40,47  |
| 4 Banyu Temumpang          | Sawangan           | 35,93                                     | 11,15  |
| 5 Semaren                  | Sawangan           | 306,08                                    | 155,50   |
| 6 Karang Ampel             | Candimulyo         | 472,12                                    | 49,03  |
| 7 Kanoman                  | Candimulyo         | 507,51                                    | 105,33   |
| 8 Sipragak                 | Kajoran            | 14,80                                     | 5,39   |
| 9 Sigandulan               | Kajoran            | 44,60                                     | 17,25  |
| 10 Silincat                | Kaliangkrik        | 32,69                                     | 29,43  |
| 11 Sijajurang              | Kaliangkrik        | 188,80                                    | 154,33   |
| 12 Sidandang/Tuk Songo     | Ngablak            | 30,47                                     | 9,46   |
| 13 Lebak                   | Grabag             | 139,80                                    | 6,64   |
| 14 Tlogorejo               | Grabag             | 111,62                                    | 34,71  |
| 15 Gedad/Citroso           | Grabag             | 249,75                                    | 134,16   |
| 16 Rucah-rucah             | Ngablak            | 29,38                                     | 19,18  |
| 17 Gending                 | Mertoyudan         | 1.396,00                                  | 62,57  |
| 18 Tuk Biru                | Secang             | 20,00                                     | 7,65   |
| 19 Tuk Putri               | Candimulyo         | 248,75                                    | 26,46  |
| 20 Sempol                  | Tegalrejo          | 26,55                                     | 7,68   |

Sumber/Source: PDAM Kabupaten Magelang/Water Supply Region Company of Magelang Regency



# 7

## BAB

# PARIWISATA

Tourism

# 2024



Tingkat penghunian kamar di Kabupaten Magelang sebesar **51,99 persen** (hotel berbintang) dan **23,66 persen** (hotel nonbintang)

*Room occupancy rates in Magelang Regency by 36.22 percent (Classified Hotel) and 14.12 percent (Non-classified Hotel)*

Rata-rata lama menginap di hotel Berbintang sebesar **1,59 hari** dan di Hotel Nonbintang sebesar **1,02 hari**

*Average length of stay at Classified Hotel is 1.59 days and at Non-Classified hotel is 1.02 days*



### TAMU ASING Foreign Visitor

Hotel Bintang /  
Classified Hotel

**1,96**

Hotel Nonbintang /  
Non-Classified Hotel

**1,07**



### TAMU DOMESTIK Domestic Visitor

Hotel Bintang /  
Classified Hotel

**1,53**

Hotel Nonbintang /  
Non-Classified Hotel

**1,02**





**PENJELASAN TEKNIS**

1. Wisatawan mancanegara (wisman) ialah setiap pengunjung yang mengunjungi suatu negara di luar tempat tinggalnya, didorong oleh satu atau beberapa keperluan tanpa bermaksud memperoleh penghasilan di tempat yang dikunjungi dan lamanya kunjungan tersebut tidak lebih dari satu tahun (12 bulan).
2. Rata-rata lama tinggal adalah rata-rata waktu tinggal wisatawan mancanegara di Indonesia untuk satu kali kunjungan.
3. Usaha penyediaan akomodasi adalah usaha yang menyediakan pelayanan penginapan yang dapat dilengkapi dengan pelayanan pariwisata lainnya. Usaha penyediaan akomodasi dapat berupa hotel, vila, pondok wisata, bumi perkemahan, persinggahan karavan, dan akomodasi lainnya yang digunakan untuk tujuan pariwisata.
4. Hotel adalah penyediaan akomodasi secara harian berupa kamar-kamar di dalam satu bangunan yang dapat dilengkapi dengan jasa pelayanan makan dan minum, kegiatan hiburan dan atau fasilitas lainnya. Hotel terdiri dari hotel berbintang dan hotel non- bintang.

**TECHNICAL NOTES**

1. *An International Visitor is any person visiting a country other than his usual place of residence for any reason other than for earning income in the country visited, and the length of stay is no more than one year (12 months).*
2. *Average length of stay is the average stay duration of foreign visitor in Indonesia for one trip.*
3. *The business of providing accommodation is a business that provides specialty services that can be equipped with other tourism services. It includes hotel, villa, cottage, camping, caravan stop, and other accommodation that are used for tourism purposes.*
4. *Hotel is a daily supply of accommodation rooms within a building which can be equipped with eating and drinking services, entertainment activities and/or other facilities. Hotel consists of a classified hotel and a non-classified hotel.*

5. Hotel bintang adalah usaha penyediaan jasa pelayanan penginapan, makan minum serta jasa lainnya bagi umum dengan menggunakan sebagian atau seluruh bangunan. Usaha ini dikelola secara komersial serta memenuhi ketentuan persyaratan sebagai hotel bintang (termasuk berlian) yang ditetapkan dalam surat keputusan instansi yang membinanya. Misalnya hotel bintang lima, hotel bintang empat dan seterusnya.
  6. Tingkat penghunian kamar hotel adalah persentase banyaknya malam kamar yang dihuni terhadap banyaknya malam kamar yang tersedia.
  7. Rata-rata lamanya tamu menginap adalah banyaknya malam tempat tidur yang terpakai (malam tamu) dengan banyaknya tamu yang menginap di hotel atau akomodasi lainnya.
5. *A star hotel is the business of providing an accommodation, eating and drinking as well as other services for the public by using a building or a part of a building. It is managed commercially and meets specified requirements as a star hotel (including diamonds) set forth in the decree of fostering agency. For example, five star hotel, four star hotel, and so on.*
  6. *Room occupancy rate is the number of room-nights occupied divided by the number of room-nights available, multiplied by 100 percent.*
  7. *Average length of stay is the number of bed-nights used (guest night) divided by the number of guests coming to spend the night at the accommodation.*

**ULASAN**

Perkembangan kepariwisataan saat ini makin penting, tidak saja dalam rangka meningkatkan penerimaan devisa negara, akan tetapi juga dalam rangka memperluas kesempatan kerja dan pemerataan pendapatan.

Jumlah hotel dan akomodasi lainnya di Kabupaten Magelang tahun 2024 sebanyak 88 unit, yang terdiri dari 10 hotel bintang dan 78 hotel non bintang atau akomodasi lainnya.

Pada tahun 2024, rata-rata lama menginap tamu pada akomodasi hotel berbintang 1,59 hari dan pada akomodasi hotel non-bintang 1,02 hari.

Persentase tingkat penghunian kamar hotel berbintang tahun 2024 sebesar 51,99 persen dan hotel Nonbintang sebesar 23,66 persen.

Jumlah pengunjung obyek wisata di Kabupaten Magelang tahun 2024 sebagian besar adalah ke Candi Borobudur mencapai 1.286.029 orang yang terdiri dari 1.055.934 orang wisatawan domestik dan 230.095 wisatawan mancanegara.

**DESCRIPTION**

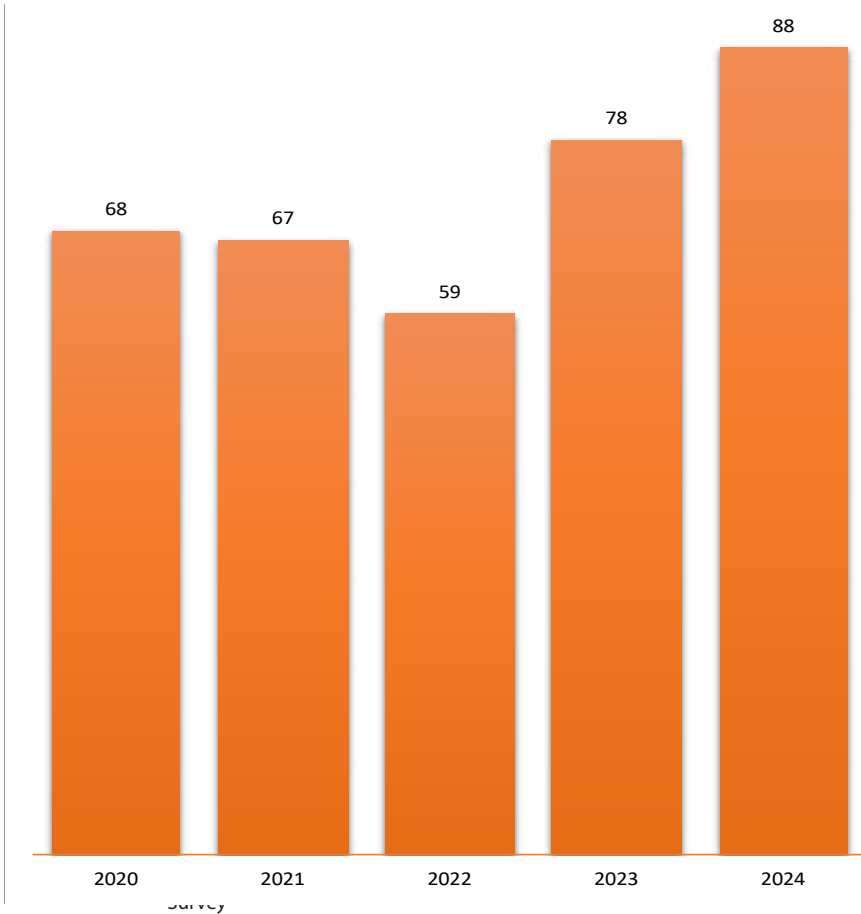
*Tourism development recently become important, not only as a source to enhance foreign exchange earning but also to enlarge job opportunity and income distribution.*

*Number of hotels and other accomodations in Magelang Regency in 2024 amount to 88 units, consists of 10 star hotels and 78 non star hotels or other accommodations.*

*In 2024, average length of stay in star hotel amounted to 1.59 days, while in nonstar hotel only 1.02 days.*

*Room occupancy rate of hotels for star hotel 2024 amounted to 51.99 percent while nonstar hotel 26.36 percent.*

*Number of visitors tourism in Magelang Regency in 2024 in Borobudur Temple as much as 1,286,029 people, consist of 1,055,934 domestic visitors and 230,095 international visitors.*



**Gambar**  
**Figures**

7.1

**Jumlah Hotel dan Akomodasi Lainnya di  
Kabupaten Magelang, 2020-2024**  
*Number of Hotels and Other Accomodations in  
Magelang Regency, 2020-2024*

**Tabel**  
**Table** 7.1

**Jumlah Restoran/Rumah Makan Menurut Kecamatan di Kabupaten Magelang, 2021-2024**  
**Number of Restaurants by District in Magelang Regency, 2021-2024**

| Kecamatan<br>Subdistrict  | 2021       | 2022       | 2023       | 2024       |
|---------------------------|------------|------------|------------|------------|
| (1)                       | (2)        | (3)        | (4)        | (5)        |
| 1 Salaman                 | 7          | 7          | 7          | 7          |
| 2 Borobudur               | 18         | 18         | 48         | 58         |
| 3 Ngluwar                 | –          | –          | –          | –          |
| 4 Sa l a m                | 4          | 4          | 8          | 8          |
| 5 Srumbung                | –          | –          | –          | –          |
| 6 D u k u n               | –          | –          | –          | –          |
| 7 Muntilan                | 17         | 17         | 35         | 37         |
| 8 Mungkid                 | 21         | 21         | 43         | 45         |
| 9 Sawangan                | –          | –          | 3          | 4          |
| 10 Candimulyo             | 2          | 2          | 2          | 2          |
| 11 Mertoyudan             | 36         | 36         | 65         | 69         |
| 12 Tempuran               | 3          | 3          | 3          | 3          |
| 13 Kajoran                | 3          | 3          | 5          | 5          |
| 14 Kaliangkrik            | 1          | 1          | 3          | 3          |
| 15 Bandongan              | 4          | 4          | 6          | 8          |
| 16 Windusari              | –          | –          | –          | 2          |
| 17 Secang                 | 8          | 8          | 8          | 8          |
| 18 Tegalrejo              | 5          | 5          | 5          | 5          |
| 19 Pakis                  | –          | –          | 3          | 3          |
| 20 Grabag                 | 6          | 6          | 9          | 9          |
| 21 Ngablak                | 5          | 5          | 8          | 10         |
| <b>Kabupaten Magelang</b> | <b>140</b> | <b>140</b> | <b>261</b> | <b>286</b> |

Sumber/Source: Dinas Pariwisata, Pemuda dan Olahraga Kabupaten Magelang/Department of Tourism, Youth and Sports of Magelang Regency

**Tabel 7.2** Jumlah Hotel dan Akomodasi Lainnya Menurut Klasifikasi di Kabupaten Magelang, 2020-2024  
**Table** *Number of Hotels and Other Accomodations by Classification in Magelang Regency, 2020-2024*

| Klasifikasi Hotel<br>Classification of Hotel |                                      | 2020 | 2021 | 2022 | 2023 | 2024 |
|--|--------------------------------------|------|------|------|------|------|
| (1)  |                                      | (2)  | (3)  | (4)  | (5)  | (6)  |
| 1  | Hotel Bintang 1/1 Star Hotel         | 1    | 1    | –    | –    | –    |
| 2  | Hotel Bintang 2/2 Star Hotel         | 1    | 1    | 2    | 1    | 1    |
| 3  | Hotel Bintang 3/3 Star Hotel         | 5    | 5    | 5    | 5    | 5    |
| 4  | Hotel Bintang 4/4 Star Hotel         | 2    | 2    | 2    | 2    | 2    |
| 5  | Hotel Bintang 5/5 Star Hotel         | 2    | 2    | 2    | 2    | 2    |
| 6  | Akomodasi Lainnya/Other Accomodation | 57   | 56   | 48   | 68   | 78   |
| Jumlah/Total                                 |                                      | 68   | 67   | 59   | 78   | 88   |

Sumber/Source: Badan Pusat Statistik Survei Perusahaan/Usaha Jasa Akomodasi BPS-Statistic Indonesia Accommodation Services Establishment Survey

**Tabel**  
**Table** 7.3

**Rata-rata Lama Menginap Tamu Asing dan Tamu Domestik Menurut Jenis Hotel dan Bulan di Kabupaten Magelang (hari), 2024**

***Average Length of Stay of Foreign and Domestic Visitors by Type of Accommodation and Month in Magelang Regency (day), 2024***

| Bulan<br>Month        | Tamu Asing<br>Foreign Visitor     |                                     | Tamu Domestik<br>Domestic Visitor |                                     |      |
|-----------------------|-----------------------------------|-------------------------------------|-----------------------------------|-------------------------------------|------|
|                       | Hotel<br>Berbintang<br>Star Hotel | Hotel<br>Nonbintang<br>NonstarHotel | Hotel<br>Berbintang<br>Star Hotel | Hotel<br>Nonbintang<br>NonstarHotel |      |
| (1)                   | (2)                               | (3)                                 | (4)                               | (5)                                 |      |
| Januari/January       | 3,14                              | 1,04                                | 1,46                              | 1,03                                |      |
| Februari/February     | 2,31                              | 1,09                                | 1,53                              | 1,02                                |      |
| Maret/March           | 1,93                              | 1,08                                | 1,30                              | 1,01                                |      |
| April/April           | 2,17                              | 1,10                                | 1,55                              | 1,01                                |      |
| Mei/May               | 1,87                              | 1,10                                | 1,61                              | 1,05                                |      |
| Juni/June             | 2,16                              | 1,09                                | 1,57                              | 1,01                                |      |
| Juli/July             | 1,83                              | 1,04                                | 1,55                              | 1,02                                |      |
| Agustus/August        | 1,70                              | 1,04                                | 1,64                              | 1,02                                |      |
| September/September   | 1,87                              | 1,09                                | 1,62                              | 1,02                                |      |
| Oktober/October       | 1,70                              | 1,03                                | 1,64                              | 1,01                                |      |
| November/November     | 1,81                              | 1,04                                | 1,52                              | 1,01                                |      |
| Desember/December     | 1,92                              | 1,03                                | 1,34                              | 1,01                                |      |
| Kabupaten<br>Magelang | 2024                              | 1,96                                | 1,07                              | 1,53                                | 1,02 |
|                       | 2023                              | 1,96                                | 1,03                              | 1,50                                | 1,01 |
|                       | 2022                              | 2,42                                | 1,10                              | 1,47                                | 1,05 |
|                       | 2021                              | 1,34                                | 1,00                              | 1,39                                | 1,08 |

Sumber/Source: Badan Pusat Statistik Survei Perusahaan/Usaha/Akomodasi/BPS Statistik Indonesia Accommodation Services Establishment Survey

**Tabel**  
**Table** 7.4**Rata-rata Lama Menginap Tamu Menurut Jenis Hotel dan Bulan di Kabupaten Magelang (hari), 2024**  
***Average Length of Stay of Visitors by Type of Accommodation and Month in Magelang Regency (day), 2024***

| Bulan<br>Month        | Hotel Berbintang<br>Star Hotel | Hotel Nonbintang<br>Nonstar Hotel |
|-----------------------|--------------------------------|-----------------------------------|
| (1)                   | (2)                            | (3)                               |
| Januari/January       | 1,62                           | 1,03                              |
| Februari/February     | 1,63                           | 1,02                              |
| Maret/March           | 1,40                           | 1,02                              |
| April/April           | 1,62                           | 1,01                              |
| Mei/May               | 1,65                           | 1,05                              |
| Juni/June             | 1,66                           | 1,02                              |
| Juli/July             | 1,61                           | 1,02                              |
| Agustus/August        | 1,66                           | 1,02                              |
| September/September   | 1,66                           | 1,02                              |
| Oktober/October       | 1,65                           | 1,01                              |
| November/November     | 1,54                           | 1,01                              |
| Desember/December     | 1,38                           | 1,01                              |
| Kabupaten<br>Magelang | 2024                           | 1,59                              |
|                       | 2023                           | 1,56                              |
|                       | 2022                           | 1,52                              |
|                       | 2021                           | 1,39                              |

Sumber/Source: Badan Pusat Statistik Survei Perusahaan/Usaha Jasa Akomodasi/BPS-Statistic Indonesia Accommodation Services Establishment Survey

**Tabel 7.5**  
**Table**

**Persentase Tingkat Penghunian Kamar Hotel dan Akomodasi Lainnya Menurut Jenis Hotel dan Bulan di Kabupaten Magelang, 2024**  
***Room Occupancy Rate of Hotels and Other Accommodations by Type of Accomodation and Month in Magelang Regency, 2024***

| Bulan<br>Month        | Hotel Berbintang<br>Star Hotel | Hotel Nonbintang<br>Nonstar Hotel |
|-----------------------|--------------------------------|-----------------------------------|
| (1)                   | (2)                            | (3)                               |
| Januari/January       | 47,07                          | 21,27                             |
| Februari/February     | 45,53                          | 22,85                             |
| Maret/March           | 30,74                          | 14,48                             |
| April/April           | 50,35                          | 24,96                             |
| Mei/May               | 56,45                          | 27,26                             |
| Juni/June             | 56,44                          | 25,31                             |
| Juli/July             | 63,14                          | 27,27                             |
| Agustus/August        | 57,33                          | 23,39                             |
| September/September   | 51,87                          | 22,38                             |
| Oktober/October       | 55,30                          | 21,34                             |
| November/November     | 54,03                          | 24,16                             |
| Desember/December     | 54,68                          | 29,04                             |
| Kabupaten<br>Magelang | 2024                           | 51,99                             |
|                       | 2023                           | 53,38                             |
|                       | 2022                           | 49,54                             |
|                       | 2021                           | 36,22                             |

Sumber/Source: Badan Pusat Statistik Survei Perusahaan/Usahalasa Akomodasi/BPS-Statistic Indonesia Accommodation Services Establishment Survey

**Tabel 7.6**  
**Table****Jumlah Pengunjung Obyek Wisata Menurut Obyek Wisata, Asal Wisatawan, dan Bulan di Kabupaten Magelang, 2024**  
**Number of Visitors Tourism by Tourism Object, Origin of Tourist, and Month in Magelang Regency, 2024**

| Bulan<br>Month        | Candi Borobudur<br>Borobudur Temple |                              | Candi Mendut Pawon<br>Mendut Pawon Temple |                              |        |
|-----------------------|-------------------------------------|------------------------------|---|------------------------------|--------|
|                       | Domestik<br>Domestic                | Mancanegara<br>International | Domestik<br>Domestic                      | Mancanegara<br>International |        |
| (1)                   | (2)                                 | (3)                          | (4)                                       | (5)                          |        |
| Januari/January       | 100.285                             | 10.791                       | 1.362                                     | 750                          |        |
| Februari/February     | 80.548                              | 13.938                       | 1.536                                     | 920                          |        |
| Maret/March           | 40.106                              | 12.529                       | 1.070                                     | 829                          |        |
| April/April           | 117.661                             | 12.037                       | 2.775                                     | 865                          |        |
| Mei/May               | 118.196                             | 20.533                       | 2.261                                     | 2.013                        |        |
| Juni/June             | 115.189                             | 18.356                       | 2.771                                     | 1.873                        |        |
| Juli/July             | 100.811                             | 33.665                       | 2.793                                     | 4.884                        |        |
| Agustus/August        | 53.248                              | 39.219                       | 2.677                                     | 5.694                        |        |
| September/September   | 56.189                              | 26.060                       | 1.792                                     | 3.064                        |        |
| Oktober/October       | 56.994                              | 19.421                       | 1.468                                     | 1.940                        |        |
| November/November     | 55.432                              | 12.659                       | 1.282                                     | 941                          |        |
| Desember/December     | 161.275                             | 10.887                       | 3.070                                     | 536                          |        |
| Kabupaten<br>Magelang | 2024                                | 1.055.934                    | 230.095                                   | 24.857                       | 24.309 |
|                       | 2023                                | 1.281.226                    | 193.053                                   | 24.921                       | 21.189 |
|                       | 2022                                | 1.443.286                    | 53.936                                    | 19.481                       | 6.599  |
|                       | 2021                                | 422.930                      | 674                                       | 4.591                        | 19     |

Lanjutan Tabel/*Continued Table 7.6*

| Bulan<br>Month        | Ketep Pass           |                              | PAH Candi<br>Umbul   | TR Mendut            |        |
|-----------------------|----------------------|------------------------------|----------------------|----------------------|--------|
|                       | Domestik<br>Domestic | Mancanegara<br>International | Domestik<br>Domestic | Domestik<br>Domestic |        |
| (1)                   | (6)                  | (7)                          | (8)                  | (9)                  |        |
| Januari/January       | 19.229               | 24                           | 910                  | 2.375                |        |
| Februari/February     | 17.971               | 55                           | 620                  | 3.077                |        |
| Maret/March           | 8.350                | 28                           | 1.021                | 1.992                |        |
| April/April           | 19.229               | 24                           | 1.253                | 2.530                |        |
| Mei/May               | 24.954               | 120                          | 1.044                | 2.840                |        |
| Juni/June             | 24.472               | 79                           | 1.011                | 2.658                |        |
| Juli/July             | 28.422               | 179                          | 1.077                | 2.511                |        |
| Agustus/August        | 16.065               | 182                          | 653                  | 1.323                |        |
| September/September   | 23.677               | 109                          | 733                  | 2.722                |        |
| Oktober/October       | 19.893               | 63                           | 682                  | 2.230                |        |
| November/November     | 15.616               | 37                           | 627                  | 2.103                |        |
| Desember/December     | 24.704               | 28                           | 835                  | 2.582                |        |
| Kabupaten<br>Magelang | 2024                 | 242.582                      | 928                  | 10.466               | 28.943 |
|                       | 2023                 | 304.593                      | 664                  | 11.040               | 29.638 |
|                       | 2022                 | 207.299                      | 156                  | 16.210               | 37.798 |
|                       | 2021                 | 76.863                       | –                    | –                    | 9.442  |

Lanjutan Tabel/*Continued Table 7.6*

| Bulan<br>Month        | TWAKalibening        | TelagaBleder         | Candi Selogriyo<br>Selogriyo Tample |                              |       |
|-----------------------|----------------------|----------------------|-------------------------------------|------------------------------|-------|
|                       | Domestik<br>Domestic | Domestik<br>Domestic | Domestik<br>Domestic                | Mancanegara<br>International |       |
| (1)                   | (10)                 | (11)                 | (12)                                | (13)                         |       |
| Januari/January       | 281                  | 330                  | 650                                 | 25                           |       |
| Februari/February     | 1.573                | 223                  | 356                                 | 64                           |       |
| Maret/March           | 1.348                | 177                  | 234                                 | 99                           |       |
| April/April           | 1.426                | 206                  | 325                                 | 213                          |       |
| Mei/May               | 1.120                | 229                  | 280                                 | 204                          |       |
| Juni/June             | 1.216                | 184                  | 338                                 | 219                          |       |
| Juli/July             | 811                  | 186                  | 313                                 | 713                          |       |
| Agustus/August        | 213                  | 121                  | 313                                 | 694                          |       |
| September/September   | 625                  | 212                  | 417                                 | 467                          |       |
| Oktober/October       | 556                  | 206                  | 371                                 | 303                          |       |
| November/November     | 326                  | 163                  | 570                                 | 80                           |       |
| Desember/December     | 616                  | 189                  | 1.200                               | 130                          |       |
| Kabupaten<br>Magelang | 2024                 | 10.111               | 2.426                               | 5.367                        | 3.211 |
|                       | 2023                 | 4.118                | 3.317                               | 6.145                        | 1.347 |
|                       | 2022                 | 16.310               | 3.578                               | –                            | 222   |
|                       | 2021                 | –                    | 606                                 | –                            | 750   |

Lanjutan Tabel/Continued Table 7.6

| Bulan<br>Month        | Selo Projo           |       | Kedung Kayang        |  |
|-----------------------|----------------------|-------|----------------------|--|
|                       | Domestik<br>Domestic |       | Domestik<br>Domestic |  |
| (1)                   | (14)                 |       | (15)                 |  |
| Januari/January       | 450                  |       | 1.212                |  |
| Februari/February     | 453                  |       | 1.293                |  |
| Maret/March           | 51                   |       | 802                  |  |
| April/April           | 562                  |       | 1.326                |  |
| Mei/May               | 700                  |       | 1.905                |  |
| Juni/June             | 700                  |       | 2.244                |  |
| Juli/July             | 1.300                |       | 2.559                |  |
| Agustus/August        | 880                  |       | 2.016                |  |
| September/September   | 700                  |       | 2.006                |  |
| Oktober/October       | 350                  |       | 1.947                |  |
| November/November     | 350                  |       | 1.631                |  |
| Desember/December     | 581                  |       | 1.847                |  |
| Kabupaten<br>Magelang | 2024                 | 7.077 | 20.788               |  |
|                       | 2023                 | 5.702 | 26.402               |  |
|                       | 2022                 | 832   | 20.313               |  |
|                       | 2021                 | –     | 6.086                |  |

Catatan/Note: PAH: Pemandian Air Hangat/Warm Water Baths

TR: Taman Rekreasi/Recreational Park

TWA : Taman Wisata Air/Water Park

Pada Tahun 2021 terdapat regulasi PPKM yang menyesuaikan level covid19 di daerah sehingga objek wisata terdampak dan sebaliknya. In 2021, there is a PPKM regulation that adjusts the covid19 level of an area so that tourist attractions are affected by the schedule.

Sumber/Source: Dinas Pariwisata, Pemuda dan Olahraga Kabupaten Magelang (Department of Tourism, Youth and Sports of Magelang Regency)

Lanjutan Tabel/*Continued Table 7.6*

| Bulan<br>Month        | Selo Projo           |                      | Kedung Kayang        |                      |
|-----------------------|----------------------|----------------------|----------------------|----------------------|
|                       | Domestik<br>Domestic | Domestik<br>Domestic | Domestik<br>Domestic | Domestik<br>Domestic |
| (1)                   | (14)                 | (15)                 | (15)                 | (15)                 |
| Januari/January       | 450                  | 450                  | 1.212                | 1.212                |
| Februari/February     | 453                  | 453                  | 1.293                | 1.293                |
| Maret/March           | 51                   | 51                   | 802                  | 802                  |
| April/April           | 562                  | 562                  | 1.326                | 1.326                |
| Mei/May               | 700                  | 700                  | 1.905                | 1.905                |
| Juni/June             | 700                  | 700                  | 2.244                | 2.244                |
| Juli/July             | 1.300                | 1.300                | 2.559                | 2.559                |
| Agustus/August        | 880                  | 880                  | 2.016                | 2.016                |
| September/September   | 700                  | 700                  | 2.006                | 2.006                |
| Oktober/October       | 350                  | 350                  | 1.947                | 1.947                |
| November/November     | 350                  | 350                  | 1.631                | 1.631                |
| Desember/December     | 581                  | 581                  | 1.847                | 1.847                |
| Kabupaten<br>Magelang | 2024                 | 7.077                | 20.788               | 20.788               |
|                       | 2023                 | 5.702                | 26.402               | 26.402               |
|                       | 2022                 | 832                  | 20.313               | 20.313               |
|                       | 2021                 | –                    | 6.086                | 6.086                |

Catatan/Note: PAH: Pemandian Air Hangat/Warm Water Baths

TR: Taman Rekreasi/Recreational Park

TWA : Taman Wisata Air/Water Park

Pada Tahun 2021 terdapat regulasi PPKM yang menyesuaikan level covid sesuai daerah sehingga obyek wisata terdampak dan bukannya. In 2021, there is a PPKM regulation that adjusts the covid level of an area so that tourist attractions are affected by the schedule.

Sumber/Source: Dinas Pariwisata, Pemuda dan Olahraga Kabupaten Magelang (Department of Tourism, Youth and Sports of Magelang Regency)

**Tabel 7.7** Jumlah Pengunjung Obyek Wisata di Kabupaten Magelang, 2024  
**Table** Number of Visitors Tourism in Magelang Regency, 2024

| Bulan<br>Month        | Domestik<br>Domestic | Mancanegara<br>International | Jumlah<br>Total |           |
|-----------------------|----------------------|------------------------------|-----------------|-----------|
| (1)                   | (2)                  | (3)                          | (4)             |           |
| Januari/January       | 280.747              | 13.062                       | 293.809         |           |
| Februari/February     | 211.603              | 17.266                       | 228.869         |           |
| Maret/March           | 143.103              | 15.590                       | 158.693         |           |
| April/April           | 297.057              | 16.864                       | 313.921         |           |
| Mei/May               | 340.958              | 27.576                       | 368.534         |           |
| Juni/June             | 345.104              | 24.797                       | 369.901         |           |
| Juli/July             | 372.781              | 44.739                       | 417.520         |           |
| Agustus/August        | 236.443              | 49.829                       | 286.272         |           |
| September/September   | 279.169              | 34.286                       | 313.455         |           |
| Oktober/October       | 230.249              | 24.198                       | 254.447         |           |
| November/November     | 211.014              | 15.439                       | 226.453         |           |
| Desember/December     | 395.055              | 13.270                       | 408.325         |           |
| Kabupaten<br>Magelang | 2024                 | 3.343.283                    | 296.916         | 3.640.199 |
|                       | 2023                 | 3.201.817                    | 252.961         | 3.454.778 |
|                       | 2022                 | 1.930.607                    | 74.413          | 2.005.020 |
|                       | 2021                 | 575.089                      | 856             | 575.945   |

Sumber/Source: Dinas Pariwisata, Pemuda dan Olahraga Kabupaten Magelang (Department of Tourism, Youth and Sports of Magelang Regency)

**Tabel 7.8**  
**Table**

**Daya Tarik Wisata Menurut Jenis Wisata di Kabupaten Magelang, 2024**  
**Tourism Object by Kind of Tourism in Magelang Regency, 2024**

| Jenis Wisata<br>Kind of Tourism                       | Obyek Wisata<br>Tourism Object        | Lokasi<br>Location   |
|---|---------------------------------------|--|
| (1)   | (2)                                   | (3)  |
| 1<br>Wisata<br>Buatan/<br>Artificial<br>of<br>Tourism | 1 Ketep Pass                          | Dsn.Ketep Ds. Ketep, Kec. Sawangan   |
|   | 2 Taman Rekreasi Mendut               | Dsn.Bojong,KelurahanMendut,Kec.Mungkid   |
|   | 3 TWA Kalibening                      | Payaman, Kec. Secang   |
|   | 4 Agro Wisata Banyuroto               | Desa Banyuroto, Kec. Sawangan  |
|   | 5 AgroWisataSalakNglumut              | Desa Nglumut, Kec. Srumbung  |
|   | 6 Wana Wisata Sutopati                | Dsn Kopeng, Desasutopati, Kec. Kajoran   |
|   | 7 Rumah Kamera                        | Desa Majaksing Borobudur   |
|   | 8 Museum H. Widayat                   | Jl. Soekarno-Hatta Kota Mungkid  |
|   | 9 Museum MISI Muntilan                | Jl. Kartini No. 3 Muntilan, Kab. Magelang).                                      |
|   | 10 Museum Borobudur                   | Kompleks Taman Wisata Candi Borobudur  |
|   | 11 MuseumSamudraRaksa                 | Kompleks Taman Wisata Candi Borobudur  |
|   | 12. Museum Muri                       | Kompleks Taman Wisata Candi Borobudur  |
|   | 13 Museum Mini Wayang                 | KomplekHotelPondokTingalDsnBrojonalanDsnWanurejo                                 |
|   | 14 Limanjawi Art House                | Tingalkulon,Wanurejo,Borobudur,Magelang,JawaTengah                               |
|   | 15 Pemandian Tirto Aji                | Jl.Pemuda,Tamanagung,Salam,Magelang,JawaTengah<br>56413, Indonesia, Kec.Muntilan |
|   | 16 GEREJAAYAM(BUKITRHEMA)             | Desa Kembanglimus, Kec. Borobudur  |
|   | 17 Kolam Renang Sevilla               | Jln.Blabak-SawanganKm2TapanPagersariMungkid                                      |
|   | 18 Kolam Renang Beseran               | Beseran II, Desa Beseran Kec. Kaliangkrik  |
|   | 19 Kampung Dolanan                    | Dsn.Karanggeneng,Rt05Rw06JamuskauamKec.<br>Ngluwar                               |
|   | 20 Mina Wisata                        | Sorogenen, Menayu Kec. Muntilan  |
|   | 21 DeltaKolamRenanganJoglo<br>Paseban | Jln.TembusBlabakBoyolaliKm.4PenggaronDesa<br>Gondowangi Kec. Sawangan            |
|   | 22 Kolam Renang Sorli                 | Jln.TembusBlabakBoyolaliKm.9DsnJenawiDs<br>Krogowanan Kec. Sawangan              |
|   | 23 KolamRenangTimunMas                | Dsn Kujon Borobudur Desa/ Kec. Borobudur   |
|   | 24 KampungDolanandanNusantara         | SodonganRT17/06DsBumiharjoKec.Borobudur  |
|   | 25 Embung Sindon                      | Kemloko I Ds. Kenalan Kec. Borobudur   |
|   | 26 Embung Sekembang<br>Pagergunung    | PagergunungkecamatanNgablak,Magelang   |
|   | 27 Svarga Bumi                        | BorobudurNgadiharjo,SawahBorobudurKecBorobudur                                   |
|   | 28 Taman Pagoda                       | Candirejo, Ketangi, Kaliangkrik  |

Lanjutan Tabel/Continued Table 7.8

| Jenis Wisata<br>Kind of Tourism           | Obyek Wisata<br>Tourism Object     | Lokasi<br>Location   |
|---|------------------------------------|--|
| (1)                                       | (2)                                | (3)  |
|   | 29 Talang Londo                    | Kec. Secang  |
|   | 30 Watu Putih View                 | Ngargogondo, Borobudur   |
|   | 31 Tirta Madu Barokah              | Dimajari, Sumberarum, Kec. Tempuran, Kabupaten Magelang, Jawa Tengah 56191                       |
|   | 32 Umbul Banyuroso                 | Dimajari, Desakan, Sumberarum, Kec. Tempuran, Kabupaten Magelang, Jawa Tengah 56161              |
|   | 33 Pemandian Air Hangat Ngasinan   | Kasuran, Sumberarum, Kec. Tempuran,  |
|   | 34 Kolam Renang Sumberarum         | Kasuran, Sumberarum, Tempuran  |
|   | 35 Azzira Tirta Gemilang           | Teluk, Sumberarum, Kec. Tempuran,  |
|   | 36 Lintang Waterpark               | Kasuran, Sumberarum, Kec. Tempuran, Kabupaten Magelang, Jawa Tengah                              |
|   | 37 Gunung Gupak                    | Batur, Gununggunung, Kec. Sawangan, Kabupaten Magelang, Jawa Tengah 56481                        |
|   | 38 Borobudur Edu Park              | Jl. Magelang-Yogyakarta, Batikan, Pabelan, Kec. Mungkid, Kabupaten Magelang, Jawa Tengah 56512   |
|   | 39 Borobudur Land                  | Wringin putih, Kec. Borobudur  |
|   | 40 Kebon Pasinaon Living Museum    | Jl. Wirodigdo No. KM.3, Dusun Glagah, Sirahan, Kec. Salam, Kabupaten Magelang, Jawa Tengah 56484 |
|   | 41 Tumpeng Menoreh                 | Desa Ngargoretno, Kecamatan Salaman  |
|   | 42 Kolam Renang Linggarjati        | Salakan, Gandusari, Bandongan, Magelang Regency, Central Java 56151                              |
|   | 43 Desa Bahasa                     | Parakanrt/rw02, Area Sawah/Kebun, Ngargogondo, Kec. Borobudur                                    |
| 2 Wisata Budaya/<br>Culture of<br>Tourism | 1 Candi Borobudur                  | "Desa Borobudur Kecamatan Borobudur"   |
|   | 2 Candi Mendut                     | Kelurahan Mendut, Kec. Mungkid, Kab. Magelang  |
|   | 3 Candi Pawon                      | Dusun Brojonalan, Wanurejo Borobudur   |
|   | 4 Candi Selogriyo                  | Desa Kembang Kuning, Kecamatan Windusari   |
|   | 5 Pemandian Air Hangat Candi Umbul | Desa Kartoharjo, Kecamatan Grabag  |
|   | 6 Candi Asu                        | Dusun Candi Pos, Desa Sengi, Kecamatan Dukun   |
|   | 7 Candi Ngawen                     | Berada dekat dengan Kantor Bala Desa Ngawen, Kecamatan Muntilan                                  |
|   | 8 Candi Pendem                     | Dsn. Candi Pos, Desa Sengi, Kec. Dukun   |
|   | 9 Candi Lumbang                    | Dsn. Tlatar, Desa Krogowan, Kec. Sawangan  |
|   | 10 Candi Canggal / Wukir           | Dusun Canggal, Desa Kadiluwih, Kecamatan Salam, Magelang.  |

Lanjutan Tabel/*Continued Table 7.8*

| Jenis Wisata<br>Kind of<br>Tourism | Obyek Wisata<br>Tourism Object            | Lokasi<br>Location  |
|------------------------------------|---|---|
| (1)                                | (2)                                       | (3)   |
| 11                                 | Candi Losari                              | Dusun Losari Desa Salam Kecamatan Salam Kab. Magelang     |
| 12                                 | Candi Batur                               | Dusun Ngobaran Desa Candisari Kecamatan Windusari         |
| 13                                 | Candi Retno                               | Dusun Cetokan Desa Candiretno Kecamatan Secang            |
| 14                                 | Candi Gunungsari                          | Dusun Gunungsari Desa Gulon Kecamatan Salam               |
| 15                                 | Situs Wayang Batu                         | Desa Temanggal Kecamatan Tempuran                         |
| 16                                 | Candi Wurung                              | Dusun Plandi Desa Pasuruhan Kecamatan Mertoyudan          |
| 17                                 | Rumah Joglo                               | Dsn. Kojor Rt 2 Rw 14 Bojong, Kec. Mungkid                |
| 18                                 | Monumen Perjuangan Mat Satu Tumbuh Seribu | Pasar Desa Tanjung Desa Sokorini Kec. Muntilan            |
| 19                                 | Langgar Agung Pangeran Diponegoro         | Dsn. Kamal Rt 33/13 Desa Menoreh, Kec. Salaman            |
| 20                                 | Makam Sunan Geseng                        | Dusun Tirto, Desa Tirto, Kecamatan Grabag                 |
| 21                                 | Makam Kyai. Maksum                        | Desa Sido Agung, Kec. Tempuran                            |
| 22                                 | Makam Raden Santri                        | Desa Gunung Pring, Muntilan                               |
| 23                                 | Makam Simbah Kyai Wayuh                   | Dsn. Wayuhrejo Desa Pasuruhan                             |
| 24                                 | Makam Walijokuning                        | Desa Rambeanak I Kec. Mungkid                             |
| 25                                 | Makam Mbh Pranenggo                       | Ds Gatak Kec. Mungkid                                     |
| 26                                 | Majid Jami"Yyusul Muttaqin                | Desa Rambeanak V Kec. Mungkid                             |
| 27                                 | Sedekah Kali Blongkeng                    | Dsn. Sabrangkali, Desa Blongkeng Kec. Ngluwar             |
| 28                                 | Kerkhof Muntilan                          | Jln. Kartini Muntilan                                     |
| 29                                 | Makam Simbah Kyai Nur Muhammad            | Ngadiwongso Rt 5/3 Ngadirejo Kec. Salaman                 |
| 30                                 | Petilasan Pangeran Diponegoro             | Dsn. Kalipucang tengah Rt 02/11 ds. Kalirejo Kec. Salaman |
| 31                                 | Pertapaan Gunung Sitawing                 | Dsn. Jambean Ds. Sriwedari                                |
| 32                                 | Makam Religi Kyai Mad Usul                | Bogelan Kembanglimus Kec. Borobudur                       |
| 33                                 | Makam pengikut Pangeran Diponegoro        | Kemloko I Ds Kenalan Kec. Borobudur                       |
| 34                                 | Makam Kuno                                | Gupit Desa Bonsari Kec. Borobudur                         |
| 35                                 | Makam BPH Tejo Kusumo                     | Tingal Kulon Ds Wanurejo Kec. Borobudur                   |
| 36                                 | Makam Simbah Suro Duto                    | Sumberrejo Ds Bigaran Kec. Borobudur                      |
| 37                                 | Makam Simbah Ronggo Satoto                | Serut Ds. Bigaran Kec. Borobudur                          |
| 38                                 | Pertapaan Gunung Sitawing                 | Dsn. Jambean Ds. Sriwedari                                |

Lanjutan Tabel/Continued Table 7.8

| Jenis Wisata<br>Kind of Tourism       | Obyek Wisata<br>Tourism Object   | Lokasi<br>Location   |
|---------------------------------------|--|--|
| (1)                                   | (2)  | (3)  |
| Wisata Alam/<br>Natural of<br>Tourism | 1 Telaga Bledar  | Desa Ngasinan, Kec. Grabag, Kab. Magelang.                     |
|                                       | 2 Air Terjun Sekar Langit  | Desa Tlogorejo Kec Grabag                                      |
|                                       | 3 Air Terjun Seloprojo   | Dsn Sumuran, Desa Seloprojo, Kec. Ngablak                      |
|                                       | 4 Air Terjun Curug Silawe  | Dusun Kopeng Kulon, Desa Sutopati, Kec. Kajoran, Kab. Magelang |
|                                       | 5 Air Terjun Kedung Kayang   | Desa Wonolelo, Kec. Sawangan                                   |
|                                       | 6 Purwosari Hill   | Dusun Wonotigo, Desa Kembanglimus, Kecamatan Borobudur,        |
|                                       | 7 Pos Mati   | Secang Kalitengah Ds. Giritengah, Kec. Borobudur               |
|                                       | 8 Top Selfi Kragilan   | Dsn. Kragilan, Desa Pogalan Kec. Pakis                         |
|                                       | 9 Puntuk Setumbu   | Kurahan, Desa Karangrejo, Borobudur                            |
|                                       | 10 Puntuk Gupaan Giri Tengah   | Desa Giritengah, Borobudur                                     |
|                                       | 11 Air Terjun Grenjeng Kembar  | Dsn. Citran, Desa Munengwarangan, Kec. Pakis                   |
|                                       | 12 Gunung Kukusan Salaman  | Wonokerto, Ngargoretno, Salaman, Magelang, Jawa Tengah         |
|                                       | 13 Top Selfi Grenden   | Ds. Grenden, Desa Pogalan, Kec. Pakis                          |
|                                       | 14 Gunung Gono   | Desa Banyubiru, Kec. Dukun                                     |
|                                       | 15 Pos Pengamatan Gunung Merapi Babadan                                    | Desa Babadan, Kec. Dukun                                       |
|                                       | 16 Wana Wisata (Bumi Perkemahan) Curug Sigetik, Curug Bujeddab Bukit Bujur | Dusun Kopeng Wetan, Desa Sutopati, Kecamatan Kajoran           |
|                                       | 17 Wisata Alam Watu Ladrang  | Desa Krumpakan 2, Kecamatan Kajoran                            |
|                                       | 18 Air Terjun Gatak  | Dusun Gatak, Desa Sukomulyo, Kec. Kajoran                      |
|                                       | 19 Embung Sambak   | Dusun Sedan, Desa Sambak, Kecamatan Kajoran                    |
|                                       | 20 Hutan Wisata Bukit Asri Kertojoyo                                       | Dsn. Tepungsari, Desa Pringombo, Kec. Tempuran                 |
|                                       | 21 Gardu Pandang Kemutuk   | Desa Kemutuk, Kecamatan Tempuran                               |
|                                       | 22 Kali Asin   | Desa Sumberrarum, Kecamatan Tempuran                           |
|                                       | 23 Wisata Kali Geding  | Dsn. Ganjuran, Desa Sukorejo, Kec. Mertoyudan                  |
|                                       | 24 Gunung Giyanti  | Dsn. Malnggaten, Desa Balesari, Kec. Windusari                 |
|                                       | 25 Tuk Umbul   | Dsn. Ngaropoh, Desa Umbulsari, Kec. Windusari                  |
|                                       | 26 Air Terjun Si Kencling  | Dsn. Dampit II, Ds Dampit, Kec. Windusari                      |
|                                       | 27 Priyung Hinggil   | Dsn. Petung, Ds Ngemplak, Kec. Windusari                       |

Lanjutan Tabel/*Continued Table 7.8*

| Jenis Wisata<br>Kind of Tourism | Obyek Wisata<br>Tourism Object | Lokasi<br>Location                                 |
|---------------------------------|--------------------------------|--|
| (1)                             | (2)                            | (3)  |
| 28                              | Curug Sigleyor                 | Dsn.BringasanKidul,DsPasangsariKec.Windusari       |
| 29                              | Puncak Giyanti                 | Dsn.BringasanLor,DsPasangsariKec.Windusari         |
| 30                              | Sendang Piwakan                | Dsn.Gopakan,DsGenitoKec.Windusari                  |
| 31                              | Air Terjun Goa Slandak         | Dsn.GrogolDesaMunengwaranganKec.Pakis              |
| 32                              | Wisata Mangli                  | Dsn. Mangli Ds Mangli Kec. Kaliangrik              |
| 33                              | Curug Bima                     | Dsn. Mangli Ds Mangli Kec. Kaliangrik              |
| 34                              | Bukit Geger                    | Dsn.KobarRt02/09DsKalirejoKec.Salaman              |
| 35                              | Watu Lawang                    | Dsn.JambeanDsSriwedariKec.Salaman                  |
| 36                              | Sunset                         | Dsn.KomboranDsParipurnoKec.Salaman                 |
| 34                              | Gardu Pandang Dadapan          | DusunDadapanDesaMangliKec.,Kaliangrik              |
| 35                              | Curug Tukung                   | Penkol Ngawonggo Kec. Pakis                        |
| 36                              | Curug Watu Krasang             | Penkol Ngawonggo Kec. Pakis                        |
| 37                              | Batu Tumpang                   | Rejosari Ketangi Kec. Pakis                        |
| 38                              | Batu Omah                      | Dukuhsari Ktangi Kec. Pakis                        |
| 39                              | Air Terjun Curug Silawe 2      | Desa Munggangsari Kec. Kaliangkrik                 |
| 40                              | AirTerjunCurugKembang          | Desa Munggangsari Kec. Kaliangkrik                 |
| 41                              | Air Terjun Curug Jago          | Desa Munggangsari Kec. Kaliangkrik                 |
| 42                              | AirTerjunCurugSriwedari        | Desa Munggangsari Kec. Kaliangkrik                 |
| 43                              | Air Terjun Curug Gentong       | Desa Munggangsari Kec. Kaliangkrik                 |
| 44                              | AirTerjunCurugKuwaton          | Desa Munggangsari Kec. Kaliangkrik                 |
| 45                              | AirTerjuncurugSiprengus        | Desa Munggangsari Kec. Kaliangkrik                 |
| 46                              | Goa Jaran                      | Desa Munggangsari Kec. Kaliangkrik                 |
| 47                              | Goa Sriti                      | Desa Munggangsari Kec. Kaliangkrik                 |
| 48                              | Tuk Dono                       | Desa Munggangsari Kec. Kaliangkrik                 |
| 49                              | Bukit Si Kunir                 | DsnKalipucungkulonRt01/10DsKalirejoKec.<br>Salaman |
| 50                              | Banyak Angrem                  | DsnKarangkulonrt03/05DsKalirejoKec.<br>Salaman     |
| 51                              | Bukit Geger                    | Dsn.KobarRt02/09DsKalirejoKec.Salaman              |
| 52                              | Watu Lawang                    | Dsn.JambeanDsSriwedariKec.Salaman                  |
| 53                              | Sunset                         | Dsn.KomboranDsParipurnoKec.Salaman                 |
| 54                              | Puncak Kukusan                 | Dsn.WonokertoDsNgargoretnoKec.Salaman              |
| 55                              | Taman Batu Marmer              | Dsn.SelorejodanKarangsariDsNgargoretno             |
| 56                              | KampungMenorehNgargoretno      | Dsn.TelagaomboDsNgargoretnoKec.Salaman             |

Lanjutan Tabel/*Continued Table 7.8*

| Jenis Wisata<br>Kind of Tourism | Obyek Wisata<br>Tourism Object         | Lokasi<br>Location  |
|---------------------------------|--|---|
| (1)                             | (2)                                    | (3)   |
|                                 | 57 View Gunung Kendeng HI              | Dsn.PandansariDs.KalisalakKec.Salaman                         |
|                                 | 58 View Gunung Sepur                   | Dsn.GoranganKidulDs.KalisalakKec. Salaman                     |
|                                 | 59 Purwosari Hill                      | WonotigoDesa.KembanglimusKec. Borobudur                       |
|                                 | 60 Pemandangan Bukit Gudik             | KedunganDesa.SambengKec.Borobudur                             |
|                                 | 61 Air Terjun/ Curug 17                | KemlokoDs.KenalanKec.Borobudur                                |
|                                 | 62 Jonngol Sunrise                     | KemlokoDs.KenalanKec.Borobudur                                |
|                                 | 63 Sendang Pajimatan Kuntul Putih      | KemlokoDs.KenalanKec.Borobudur                                |
|                                 | 64 Bukit Kendil                        | Kamal 07/02 Ds. Girirtengah Kec. Borobudur                    |
|                                 | 65 Punthuk Sukmojoyo                   | GedangsambuDs.Giritengahkec. Borobudur                        |
|                                 | 66 Tempuran Sungai Progodan Sungai Elo | BejenDs.WanurejoKec.Borobudur                                 |
|                                 | 67 Mata Air Umbul Tirto                | TingalKulonDs.WanurejoKec.Borobudur                           |
|                                 | 68 Bumi Perkemahan                     | GedonganDs.WanurejoKec.Borobudur                              |
|                                 | 69 Wisata Alam Watu Adeg               | KesumanDesaTuksongkec.Borobudur                               |
|                                 | 70 Curug Watu Ploso                    | MiriomboKulonDs.GiripurnoKec. Borobudur                       |
|                                 | 71 Punthuk Anjir                       | JomborDs.GiripurnoKec.Borobudur                               |
|                                 | 72 Watu Kendil                         | ButuhDs.CandirejoKec.Borobudur                                |
|                                 | 73 Banyu Asin                          | KalidurenDs.CandirejoKec.Borobudur                            |
|                                 | 74 Agro Wisata Candirejo               | Desa Candirejo Kec. Borobudur                                 |
|                                 | 75 Kampung Bambu Klatakan              | BojongDs.WringinputihKec.Borobudur                            |
|                                 | 76 Randu Ijo Jurang Jero               | Jurang Jero Kec. Srumbung                                     |
|                                 | 77 Kebun Buah                          | Dusun Madukoro2DesaMadukoro KecamatanKajoranKabupatenMagelang |
|                                 | 78 Curug Delimas                       | Dusun Kuadaan, Desa Girimulyo                                 |
|                                 | 79 Bukit Grenden                       | Pakis-Ngablak, Kuwiden, Pakis                                 |
|                                 | 80 Nepal Van Java                      | Dsn.ButuhDs.TemanggungKecKajoran                              |
|                                 | 81 Sleker Asri                         | GrenjengGandusariBandonganGrenjeng, Gandusari                 |
|                                 | 82 Pesona Gunung Gupak                 | GrintinganWulunggunungKecSawangan                             |

Lanjutan Tabel/*Continued Table 7.8*

| Jenis Wisata<br>Kind of Tourism | Obyek Wisata<br>Tourism Object            | Lokasi<br>Location  |
|---------------------------------|---|---|
| (1)                             | (2)                                       | (3)   |
| 83                              | Wana Mukti Siguede                        | Desa Kebonlegi, Kec.Kaliangkrik   |
| 84                              | Negeri Kahyangan                          | Desa Wonolelo, Kec.Sawangan   |
| 85                              | Wisata Negeri Sayur Sukomakmur (Sitegong) | Desa Sukomakmur, Kec. Kajoran   |
| 86                              | Arung Jeram/ Elo Rafting                  | Kelurahan Mendut, Mungkid   |
| 87                              | Offroad (Jurang jero)                     | Jurang Jero Srumbung  |
| 88                              | Wisata Randuljo (Jurang Jero)             | Srumbung, Kab. Magelang   |
| 89                              | Trekking Gunung Merbabu                   | Jalur Wekas (Magelang), Jalur Cunthel (Magelang), Jalur Thekelan (Magelang), Jalur Swanting (Magelang, jalur baru).           |
| 90                              | Trekking Gunung Sumbing                   | Jalur Mangli, Jalur Butuh, Kec. Kaliangkrik   |
| 91                              | Trekking Gunung Andong                    | "Dusun Sawit, Desa Girirejo Kecamatan Ngablak atau Area Hutan/Kebun, Girirejo, Ngablak, Magelang Regency, Central Java 56194" |
| 92                              | Arung Jeram                               | Dsn Tulung Desa Pasuruhark Kec Mertoyudan   |
| 93                              | Rafting Jamkid                            | Dusun Jambean Selatan Desa Rambeanak Kec. Mungkid   |
| 94                              | Rafting Hafa/ Adventure                   | Ssn. Saragan Desa Rabeanak Kec Mungkid  |
| 95                              | Gunung Telomoyo via Dalangan              | Desa Dalangan, Kec. Grabag  |
| 96                              | Pinea Forest Mangli                       | Grabag Ngablak, Mangli, Girirejo, Kec. Ngablak Kabupaten Magelang Jawa Tengah 56194   |
| 97                              | Wisata Getek Balong                       | Gleyoran, Sambeng, Kec. Borobudur, Kabupaten Magelang, Jawa Tengah 56553  |
| 98                              | Wisata Hutan Desa                         | Kragon, Madyogondo, Ngablak, Magelang Regency, Central Java 56194   |
| 99                              | Lembah Pinus                              | Tepus Wetan, Surodadi, Candimulyo, Magelang Regency, Central Java   |

Sumber/Source: Dinas Pariwisata, Pemuda dan Olahraga Kabupaten Magelang/Department of Tourism, Youth and Sports of Magelang Regency

**Tabel 7.9**  
**Table****Profil Wisata Rintisan KPH Kedu Utara di Kabupaten Magelang, 2024**  
**Profile of KPH Kedu Utara Tourism Object in Magelang Regency, 2024**

|   | Kecamatan<br>Subdistrict | Obyek Wisata<br>Tourism Object | Jenis Wisata<br>Type of Tour | Luas Area<br>Area (Ha) |      | Pengunjung(orang)<br>Visitor (people) |
|---|--------------------------|--------------------------------|------------------------------|------------------------|------|---------------------------------------|
|   |                          |                                |                              | 2023                   | 2024 |                                       |
|   | (1)                      | (2)                            | (3)                          | (4)                    |      | (5)                                   |
| 1 | Bandongan                | Bukit Sleker Asri              | Keindahan Alam               | 3,00                   | 3,00 | ...                                   |
| 2 | Tempuran                 | Bukit Kertojoyo                | Keindahan Alam               | 5,70                   | 5,70 | ...                                   |
| 3 | Tempuran                 | JelajahGunungPayung            | Keindahan Alam               | 4,90                   | 4,90 | ...                                   |
| 4 | Tempuran                 | Bukit Kembar                   | Keindahan Alam               | 2,00                   | 2,00 | ...                                   |
| 5 | Tempuran                 | Puncak Setuko                  | Keindahan Alam               | 0,00                   | 0,00 | ...                                   |
| 6 | Kajoran                  | Bukit Buju Sutopati            | BumiPerkemahan               | 5,00                   | 5,00 | ...                                   |
| 7 | Windusari                | Gunung Giyanti                 | Pendakian                    | 5,00                   | 5,00 | 141                                   |
| 8 | Windusari                | Sukorini Witono                | Keindahan Alam               | 0,00                   | 0,00 | ...                                   |

Catatan/Note: ...Data tidak tersedia/Data not available  
 Sumber/Source: Perum Perhutani/Perum Perhutani

**Tabel 7.10**      **Desa Wisata yang Sudah Memiliki SK Penetapan Bupati**  
**Table**            **di Kabupaten Magelang, 2024**  
*Tourism Village that Already have a Certificate of Regent's*  
*Appointment in Magelang Regency, 2024*

|    | Desa Wisata              | Kecamatan<br>Subdistrict |
|----|--------------------------|--------------------------|
|    | (1)                      | (2)                      |
| 1  | Desa Wisata Candirejo    | Borobudur                |
| 2  | Desa Wisata Bigaran      | Borobudur                |
| 3  | Desa Wisata Borobudur    | Borobudur                |
| 4  | Desa Wisata Giritengah   | Borobudur                |
| 5  | Desa Wisata Karanganyar  | Borobudur                |
| 6  | Desa Wisata Karangrejo   | Borobudur                |
| 7  | Desa Wisata Kebonsari    | Borobudur                |
| 8  | Desa Wisata Kembanglimus | Borobudur                |
| 9  | Desa Wisata Kenalan      | Borobudur                |
| 10 | Desa Wisata Majaksingi   | Borobudur                |
| 11 | Desa Wisata Ngadiharjo   | Borobudur                |
| 12 | Desa Wisata Ngargogondo  | Borobudur                |
| 13 | Desa Wisata Sambeng      | Borobudur                |
| 14 | Desa Wisata Tanjungsari  | Borobudur                |
| 15 | Desa Wisata Tegalarum    | Borobudur                |
| 16 | Desa Wisata Tuksongo     | Borobudur                |
| 17 | Desa Wisata Wringinputih | Borobudur                |
| 18 | Desa Wisata Wanurejo     | Borobudur                |
| 19 | Desa Wisata Gunungpring  | Muntilan                 |
| 20 | Desa Wisata Ngawen       | Muntilan                 |
| 21 | Desa Wisata Banyubiru    | Dukun                    |
| 22 | Desa Wisata Sumber       | Dukun                    |
| 23 | Desa Wisata Ngargoretno  | Salaman                  |
| 24 | Desa Wisata Ngargosoko   | Srumbung                 |
| 25 | Desa Wisata Banyuroto    | Sawangan                 |
| 27 | Desa Wisata Sambak       | Kajoran                  |
| 28 | Desa Wisata Jamuskauman  | Ngluwar                  |

Lanjutan Tabel/*Continued Table 7.10*

|    | Desa Wisata               | Kecamatan<br>Subdistrict |
|----|---------------------------|--------------------------|
|    | (1)                       | (2)                      |
| 29 | Desa Wisata Bawang        | Tempuran                 |
| 30 | Desa Wisata Prajeksari    | Tempuran                 |
| 31 | Desa Wisata Mangli        | Kaliangkrik              |
| 32 | Desa Wisata Girikulon     | Secang                   |
| 33 | Desa Wisata Kembangkuning | Windusari                |
| 34 | Desa Wisata Mendut        | Mungkid                  |
| 35 | Desa Wisata Temanggung    | Kaliangkrik              |
| 36 | Desa Wisata Kebonlegi     | Kaliangkrik              |
| 37 | Desa Wisata Pogalan       | Pakis                    |
| 38 | Desa Wisata Temanggal     | Tempuran                 |
| 39 | Desa Wisata Polengan      | Srumbung                 |
| 40 | Desa Wisata Sukomakmur    | Kajoran                  |
| 41 | Desa Wisata Kalijoso      | Secang                   |
| 42 | Desa Wisata Pancuranmas   | Secang                   |
| 43 | Desa Wisata Keditan       | Ngablak                  |
| 44 | Desa Wisata Paremono      | Mungkid                  |
| 45 | Desa Wisata Sukosari      | Bandongan                |
| 46 | Desa Wisata Wonolelo      | Sawangan                 |

Sumber/Source: Dinas Pariwisata, Kepemudaan dan Olahraga Kabupaten Magelang/Department of Tourism, Youth and Sports of Magelang Regency



## 8

## BAB

## TRANSPORTASI DAN KOMUNIKASI

Transportation and Communication

## 64 persen jalan di Kabupaten Magelang dalam kondisi Baik

53 percent of the road of Magelang Regency in Good condition



64%

Kondisi jalan baik  
Good Condition

23%

Kondisi jalan sedang  
Moderate Condition

13%

Kondisi jalan rusak  
Damage Condition

Sumber/source : Balai Pengelolaan Jalan Wilayah Magelang & PPK02 dan Dinas Pekerjaan Umum dan Penataan Ruang Kabupaten Magelang/Road Management Agency of Magelang Area & PPK02 and Public Work and Spatial Planning of Magelang Regency

## Jumlah armada angkutan

Number of transportation fleets

- AKAP merupakan layanan bus Antar Kota Antar Provinsi
- AKDP merupakan layanan bus Antar Kota Dalam Provinsi



TAKSI PARIWISATA

0

unit

207

unit

ANGKUDAS ANGKUTAN PERBATASAN

376

unit

325

unit

AKAP<sup>1</sup>

53

unit

AKDP<sup>2</sup>

39

unit



Sumber/source : Dinas Perhubungan Kabupaten Magelang/Department of Transportation of Magelang Regency



**PENJELASAN TEKNIS**

1. Kendaraan bermotor adalah setiap kendaraan yang digerakkan oleh peralatan teknik yang ada pada kendaraan tersebut, biasanya digunakan untuk angkutan orang atau barang di atas jalan raya selain kendaraan yang berjalan di atas rel. Kendaraan bermotor yang dicatat adalah semua jenis kendaraan kecuali kendaraan bermotor TNI/Polri dan Korps Diplomatik.
2. Mobil penumpang adalah setiap kendaraan bermotor yang dilengkapi dengan tempat duduk untuk sebanyak-banyaknya delapan orang, tidak termasuk tempat duduk untuk pengemudi, baik dilengkapi atau tidak dilengkapi bagasi.
3. Mobil bis adalah setiap kendaraan bermotor yang dilengkapi dengan tempat duduk untuk lebih dari delapan orang, tidak termasuk tempat duduk untuk pengemudi, baik dilengkapi atau tidak dilengkapi bagasi.
4. Mobil truk adalah setiap kendaraan bermotor yang digunakan untuk angkutan barang, selain mobil penumpang, bis dan kendaraan bermotor roda dua.
5. Kantor Pos adalah tempat pemberi pelayanan komunikasi

**TECHNICAL NOTES**

1. *Motor vehicles are any kind of vehicles motorized by machine set up in those vehicles, they are usually used for transporting peoples or goods on roads except vehicles moving along a railway line. The data cover all kinds of motor vehicles except those belong to Indonesia Army Force Indonesian State Police and Diplomatic Corps.*
2. *Passenger cars are any motor vehicles with no more than eight seats, excluding seat for driver, it can be with or without hoot.*
3. *Buses are large passenger cars having seats for more than eight passengers, excluding seat for driver, it can be with or without hoot.*
4. *Trucks are any motor vehicles used to transport goods excluding passenger cars, buses, and motorcycles.*
5. *Post Office is a service provider facility of written communication*

tertulis dan atau surat elektronik, layanan paket, layanan logistik, layanan transaksi keuangan, dan layanan keagenan pos untuk kepentingan umum. Rumah pos berfungsi sama seperti kantor pos dan kantor pos pembantu, bedanya rumah pos biasanya terletak di daerah terpencil.

*and or electronic mail, parcel service, logistics services, financial transaction services, and postal services to the public. Postal house has the same function as the post office and subsidiary of post office, the difference is that postal house is usually located in remote areas.*

**ULASAN****DESCRIPTION****Transportasi**

Jalan merupakan prasarana transportasi darat dan memiliki peran penting sebagai penunjang transportasi lainnya. Pada tahun 2024 tercatat panjang jalan di Kabupaten Magelang sepanjang 1.020,660 km, dengan jenis permukaan sepanjang 987,910 km aspal dan 32,750 km beton.

Pada tahun 2024 tercatat ada sebanyak 36 pengusaha angkutan penumpang yang beroperasi di Kabupaten Magelang. Jumlah armada yang tersedia sebanyak 1.000. Jika dilihat dari jumlah armada, armada terbanyak adalah angkutan pedesaan yakni sebanyak 376 diikuti angkutan perbatasan sebanyak 325 armada.

**Komunikasi**

Kantor pos selain berfungsi sebagai pengiriman dan penerimaan surat dan paket, juga berfungsi sebagai pengirim dan penerima giro, wesel, penjualan benda pos dan materai, serta pembayaran pensiunan. Jumlah kantor pos pembantu di Kabupaten Magelang sebanyak 17 yang tersebar di seluruh kecamatan kecuali Kecamatan Srumbung, Kecamatan Candimulyo, Kecamatan Kajoran, dan Kecamatan Windusari.

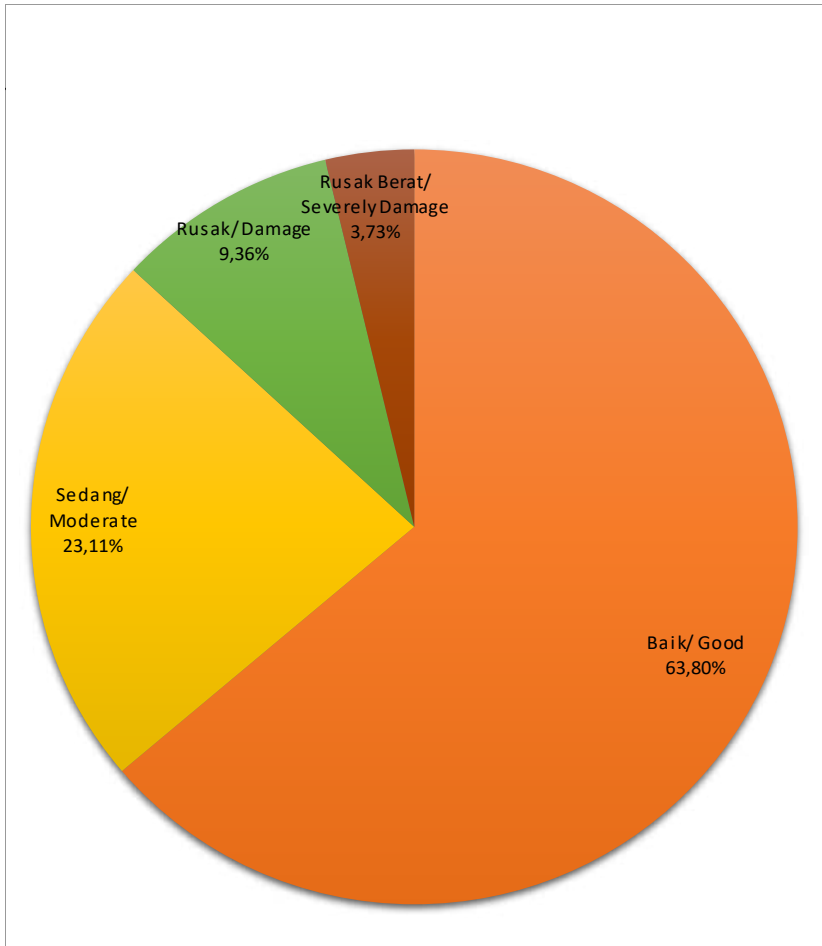
**Transportation**

*Road is a transportation infrastructure and has an important role as supporting other transportation. In 2024, there were 1,020.660 km of roads in Magelang Regency, with 987.910 km of asphalt and 32.750 km of concrete.*

*In the 2024, there were 36 passenger transporters in Magelang Regency. The number of available vehicles is 1,000. If seen from the number of vehicles, the largest vehicles is rural transportation, which is 376 followed by border transportation as many as 325 vehicles.*

**Comunication**

*The post office in addition to functioning as sending and receiving letters and packages, it also serves as sending and receiving demand deposits, money orders, selling postage and stamp duty, as well as pension payments. The number of supporting post offices in Magelang Regency is 17, spread across all districts except Salaman district, Srumbung district, Candimulyo district, Kajoran district, and Windusari district.*



Sumber/Source: Balai Pengelolaan Jalan Wilayah Magelang & PPK02 dan Dinas Pekerjaan Umum dan Penataan Ruang Kabupaten Magelang/Road Management Agency of Magelang Area & PPK02 and Public Work and Spatial Planning of Magelang Regency

**Gambar**  
**Figures**

8.1

**Persentase Jalan Menurut Kondisi Jalan di Kabupaten Magelang, 2024**  
**Percentage of Roads by Condition of Roads in Magelang Regency, 2024**

## 8.1 TRANSPORTASI TRANSPORTATION

**Tabel 8.1.1** Panjang Jalan Menurut Tingkat Kewenangan Pemerintahan di Kabupaten Magelang (km), 2022–2024  
**Table 8.1.1** Length of Roads by Level of Government Authority in Magelang Regency (km), 2022–2024

| Tingkat Kewenangan Pemerintahan<br>Level of Government Authority | 2022     | 2023     | 2024     |
|--|----------|----------|----------|
| (1)  | (2)      | (3)      | (4)      |
| Negara/State   | 37,71    | 36,89    | 36,89    |
| Provinsi/Province  | 118,68   | 113,11   | 113,11   |
| Kabupaten/Kota<br>Regency/Municipality                           | 1.000,83 | 1.020,66 | 1.020,66 |
| Jumlah/Total   | 1.157,22 | 1.170,66 | 1.170,66 |

Sumber/Source: Bala Pengelolan Jalan Wilayah Magelang & PPK02 dan Dinas Pekerjaan Umum dan Penataan Ruang Kabupaten Magelang/Road Management Agency of Magelang Area & PPK02 and Public Work and Spatial Planning of Magelang Regency

**Tabel 8.1.2** Panjang Jalan Kabupaten Menurut Jenis Permukaan Jalan di Kabupaten Magelang (km), 2022–2024  
*Length of Roads by Type of Road Surface in Magelang Regency (km), 2022–2024*

| Jenis Permukaan Jalan<br>Type of Road Surface | 2022      | 2023      | 2024      |
|---|-----------|-----------|-----------|
| (1)   | (2)       | (3)       | (4)       |
| Aspal/Paved                                   | 982,705   | 994,440   | 987,910   |
| Beton/Concrete                                | 18,120    | 26,220    | 32,750    |
| Kerikil/Gravel                                | –         | –         | –         |
| Tanah/Soil                                    | –         | –         | –         |
| Lainnya/Others                                | –         | –         | –         |
| Jumlah/Total                                  | 1.000,825 | 1.020,660 | 1.020,660 |

Sumber/Source: Dinas Pekerjaan Umum dan Penataan Ruang Kabupaten Magelang/Public Work and Spatial Planning of Magelang Regency

**Tabel 8.1.3 Panjang Jalan Kabupaten Menurut Kondisi Jalan di Kabupaten Magelang (km), 2022–2024**  
***Length of Roads by Condition of Roads in Magelang Regency (km), 2022-2024***

| Kondisi Jalan<br>Condition of Roads | 2022      | 2023      | 2024      |
|-------------------------------------|-----------|-----------|-----------|
| (1)                                 | (2)       | (3)       | (4)       |
| Baik/Good                           | 727,337   | 726,380   | 651,190   |
| Sedang/Moderate                     | 162,028   | 185,380   | 235,850   |
| Rusak/Damage                        | 88,730    | 77,300    | 95,520    |
| Rusak Berat/Severely Damage         | 22,730    | 31,600    | 38,100    |
| Jumlah/Total                        | 1.000,825 | 1.020,660 | 1.020,660 |

Sumber/Source: Dinas Pekerjaan Umum dan Penataan Ruang Kabupaten Magelang PPKO2 and Public Work and Spatial Planning of Magelang Regency

**Tabel**  
**Table 8.1.4****Panjang Jalan Kabupaten Menurut Kecamatan dan Jenis Permukaan Jalan di Kabupaten Magelang (km), 2024**  
***Length of Regency's Roads by District and Type of Road Surface in Magelang Regency (km), 2024***

|    | Kecamatan<br>Subdistrict  | Jenis Permukaan Jalan/Type of Road Surface |                            |                  | Jumlah<br>Total  |
|----|---------------------------|--|----------------------------|------------------|------------------|
|    |                           | Aspal<br>Pavement                          | Tidak Diaspal<br>Not Paved | Lainnya<br>Other |                  |
|    | (1)                       | (2)  | (3)                        | (4)              | (5)              |
| 1  | Salaman                   | 57,150                                     | –                          | –                | 57,150           |
| 2  | Borobudur                 | 55,970                                     | –                          | –                | 55,970           |
| 3  | Ngluwar                   | 32,650                                     | –                          | –                | 32,650           |
| 4  | Salam                     | 49,700                                     | –                          | –                | 49,700           |
| 5  | Srumbung                  | 21,130                                     | –                          | –                | 21,130           |
| 6  | Dukun                     | 57,150                                     | –                          | –                | 57,150           |
| 7  | Muntilan                  | 42,240                                     | –                          | –                | 42,240           |
| 8  | Mungkid                   | 30,870                                     | –                          | –                | 30,870           |
| 9  | Sawangan                  | 50,550                                     | –                          | –                | 50,550           |
| 10 | Candimulyo                | 65,100                                     | –                          | –                | 65,100           |
| 11 | Mertoyudan                | 53,680                                     | –                          | –                | 53,680           |
| 12 | Tempuran                  | 39,300                                     | –                          | –                | 39,300           |
| 13 | Kajoran                   | 31,700                                     | –                          | –                | 31,700           |
| 14 | Kaliangkrik               | 45,000                                     | –                          | –                | 45,000           |
| 15 | Bandongan                 | 47,540                                     | –                          | –                | 47,540           |
| 16 | Windusari                 | 37,000                                     | –                          | –                | 37,000           |
| 17 | Secang                    | 74,800                                     | –                          | –                | 74,800           |
| 18 | Tegalrejo                 | 46,800                                     | –                          | –                | 46,800           |
| 19 | Pakis                     | 77,450                                     | –                          | –                | 77,450           |
| 20 | Grabag                    | 75,530                                     | –                          | –                | 75,530           |
| 21 | Ngablak                   | 29,350                                     | –                          | –                | 29,350           |
|    | <b>Kabupaten Magelang</b> | <b>1.020,660</b>                           | <b>–</b>                   | <b>–</b>         | <b>1.020,660</b> |

Sumber/Source: Dinas Pekerjaan Umum dan Penataan Ruang Kabupaten Magelang/Public Work and Spatial Planning of Magelang Regency

**Tabel**  
**Table** 8.1.5

**Panjang Jalan Kabupaten Menurut Kecamatan dan Kondisi Jalan di Kabupaten Magelang (km), 2024**  
***Length of Regency's Roads by District and Road Condition in Magelang Regency (km), 2024***

| Kecamatan<br>Subdistrict  | Kondisi Jalan/Road Condition |                    |                  |                                   | Jumlah<br>Total  |
|---------------------------|------------------------------|--------------------|------------------|-----------------------------------|------------------|
|                           | Baik<br>Good                 | Sedang<br>Moderate | Rusak<br>Damaged | RusakBerat<br>Severely<br>Damaged |                  |
| (1)                       | (2)                          | (3)                | (4)              | (5)                               | (6)              |
| 1 Salaman                 | 35,050                       | 17,500             | 2,300            | 2,300                             | 57,150           |
| 2 Borobudur               | 47,170                       | 6,400              | 2,400            | –                                 | 55,970           |
| 3 Ngluwar                 | 20,350                       | 6,500              | 5,600            | 0,200                             | 32,650           |
| 4 Sa l a m                | 32,000                       | 7,600              | 6,200            | 3,900                             | 49,700           |
| 5 Srumbung                | 11,330                       | 7,100              | 2,300            | 0,400                             | 21,130           |
| 6 D u k u n               | 42,700                       | 8,050              | 4,500            | 1,900                             | 57,150           |
| 7 Muntilan                | 39,740                       | 2,100              | 0,200            | 0,200                             | 42,240           |
| 8 Mungkid                 | 25,100                       | 1,700              | 2,970            | 1,100                             | 30,870           |
| 9 Sawangan                | 28,250                       | 15,600             | 3,500            | 3,200                             | 50,550           |
| 10 Candimulyo             | 52,700                       | 9,100              | 3,300            | –                                 | 65,100           |
| 11 Mertoyudan             | 39,050                       | 9,530              | 4,300            | 0,800                             | 53,680           |
| 12 Tempuran               | 23,900                       | 11,100             | 1,900            | 2,400                             | 39,300           |
| 13 Kajoran                | 10,900                       | 13,700             | 5,800            | 1,300                             | 31,700           |
| 14 Kaliangkrik            | 20,400                       | 18,400             | 4,900            | 1,300                             | 45,000           |
| 15 Bandongan              | 23,540                       | 13,700             | 6,800            | 3,500                             | 47,540           |
| 16 Windusari              | 21,700                       | 9,000              | 4,500            | 1,800                             | 37,000           |
| 17 Secang                 | 45,600                       | 20,400             | 6,500            | 2,300                             | 74,800           |
| 18 Tegalrejo              | 29,200                       | 10,000             | 6,300            | 1,300                             | 46,800           |
| 19 Pakis                  | 42,580                       | 23,870             | 9,100            | 1,900                             | 77,450           |
| 20 Grabag                 | 44,680                       | 17,900             | 8,150            | 4,800                             | 75,530           |
| 21 Ngablak                | 15,250                       | 6,600              | 4,000            | 3,500                             | 29,350           |
| <b>Kabupaten Magelang</b> | <b>651,190</b>               | <b>235,850</b>     | <b>95,520</b>    | <b>38,100</b>                     | <b>1.020,660</b> |

Sumber/Source: Dinas Pekerjaan Umum dan Penataan Ruang Kabupaten Magelang/Public Work and Spatial Planning of Magelang Regency

**Tabel 8.1.6** Panjang Jalan Negara dan Provinsi Menurut Ruas Jalan di Kabupaten Magelang (km), 2024  
*Length of State's Roads and Province's Roads by Road Areas in Magelang Regency (km), 2024*

| Ruas Jalan<br>Road Areas                   | Pemerintahan yang Berwenang Mengelola<br>Level of Government Authority |                      |
|--|--|----------------------|
|  | Negara<br>State  | Provinsi<br>Province |
| (1)  | (2)  | (3)                  |
| 1 Secang- Pringsurat                       | 4,71   | –                    |
| 2 Secang-Bts. Kota Magelang                | 5,01   | –                    |
| 3 Bts. Kota Magelang-Keprekan              | 8,54   | –                    |
| 4 Keprekan-Bts. Kota Muntilan              | 1,17   | –                    |
| 5 Jl. Pemuda (Muntilan)                    | 3,66   | –                    |
| 6 Muntilan-Salam(Bts.Prov.D.IYogyakarta)   | 7,37   | –                    |
| 7 Keprekan-Borobudur                       | 6,43   | –                    |
| 8 Salaman-Bener Bts. Kab. Purworejo        | –  | 8,25                 |
| 9 Salaman-Borobudur                        | –  | 7,75                 |
| 10 Magelang-Salaman                        | –  | 12,56                |
| 11 Jl. Panca Arga                          | –  | 2,41                 |
| 12 Magelang-KaliangkrikBts.Kab.Wonosobo    | –  | 19,62                |
| 13 Magelang-Ngablak Bts Kab. Semarang      | –  | 24,72                |
| 14 Blondo-Mendut/Karet                     | –  | 7,33                 |
| 15 Blabak-Jrakah/Selo Bts. Kab. Boyolali   | –  | 24,62                |
| 16 Mendut Klangon Bts Prov. D.I Yogyakarta | –  | 5,85                 |
| <b>Kabupaten Magelang</b>                  | <b>36,89</b>   | <b>113,11</b>        |

Sumber/Source: Bala Pengelolan Jalar Wilayah Magelang dan PPK02/Road Management Agency of Magelang Area and PPK02

**Tabel**  
**Table 8.1.7****Panjang Jalan Menurut Jenis Permukaan Jalan, Kondisi Jalan, dan Pemerintahan yang Berwenang Mengelolanya di Kabupaten Magelang (km), 2024**  
***Length of Roads by Type of Road Surface, Road Condition, and Level of Government Authority in Magelang Regency (km), 2024***

| Jenis Permukaan Jalan dan Kondisi Jalan<br>Type of Road Surface and Condition of Road | Pemerintah yang Berwenang Mengelola<br>Level of Government Authority |                   |                   | Jumlah Total |
|---|--|-------------------|-------------------|--------------|
|   | Negara State   | Provinsi Province | Kabupaten Regency |              |
| (1)   | (2)  | (3)               | (4)               | (5)          |
| 1 Jenis Permukaan Jalan<br>Type of Road Surface                                       |  |                   |                   |              |
| a Aspal/Pavement  | 36,89  | 90,285            | 987,910           | 1.115,910    |
| b Beton/Concrete Pavement   | –  | 22,825            | 32,750            | 55,575       |
| c Kerikil/Gravel  | –  | –                 | –                 | –            |
| d Tanah/Land  | –  | –                 | –                 | –            |
| e Tidak Diperinci/Unspecified   | –  | –                 | –                 | –            |
| Kabupaten Magelang  | 36,89  | 113,11            | 1.020,660         | 1.170,66     |
| 2 Kondisi Jalan<br>Road Condition   |  |                   |                   |              |
| a Baik/Good   | 36,89  | 69,77             | 651,190           | 757,850      |
| b Sedang/Sufficient   | –  | 37,04             | 235,850           | 272,890      |
| c Rusak/Damaged   | –  | 6,3               | 95,520            | 101,820      |
| d Rusak Berat/Heavy Damaged   | –  | –                 | 38,100            | 38,100       |
| Kabupaten Magelang  | 36,89  | 113,11            | 1.020,660         | 1.170,66     |

Sumber/Source: Bala Pengelaaan Jalan Wilayah Magelang & PPKO2 dan Dinas Pekerjaan Umum dan Penataan Ruang Kabupaten Magelang/Road Management Agency of Magelang Area & PPKO2 and Public Work and Spatial Planning of Magelang Regency

**Tabel 8.1.8** Jumlah Kendaraan Bermotor Wajib Uji yang Diuji Menurut Jenis Kendaraan di Kabupaten Magelang, 2020-2024  
*Number of Motor Vehicles Shall be Tested in The Test by Type of Vehicle in Magelang Regency, 2020-2024*

| Jenis Kendaraan<br>Type of Vehicle | 2020   | 2021   | 2022   | 2023   | 2024   |
|------------------------------------|--------|--------|--------|--------|--------|
| (1)                                | (2)    | (3)    | (4)    | (5)    | (6)    |
| 1 Mobil Penumpang                  | 1.013  | 1.033  | 1.012  | 1.080  | 1.130  |
| 2 Bis/Bus                          | 700    | 796    | 820    | 809    | 854    |
| 3 Mobil Barang/Car Stuff           | 12.549 | 14.167 | 13.239 | 10.914 | 9.870  |
| 4 Kendaraan Khusus/Special Vehicle | –      | –      | –      | –      | 0      |
| 5 Traktor/Tractor                  | 8      | 30     | 51     | 25     | 61     |
| 6 Sumbu III/Three Axis             | 93     | 114    | 101    | 66     | 75     |
| 7 Kereta Gandeng/Trailer           | –      | –      | –      | –      | –      |
| 8 Kereta Tempelan/Patch Train      | 6      | 22     | 40     | 22     | 56     |
| Jumlah/Total                       | 14.369 | 16.162 | 15.263 | 12.916 | 12.046 |

Catatan/Note: Berdasarkan PP55 Konsep berbeda dengan tahun 2018/Based on PP55, the concept is different from 2018  
 Sumber/Source: Dinas Perhubungan Kabupaten Magelang/Department of Transportation of Magelang Regency

**Tabel**  
**Table 8.1.9****Jumlah Pengusaha Angkutan Penumpang dan Jumlah Armada Menurut Jenis Angkutan Penumpang di Kabupaten Magelang, 2024**  
**Number of Passenger Transporters and Number of Vehicles by Type of Passenger Transport in Magelang Regency, 2024**

| Jenis Angkutan Penumpang<br>Type of Passenger Transport |                                  | Jumlah Pengusaha<br>Angkutan Penumpang<br>Number of Passenger<br>Transporters | Jumlah Armada<br>Number of Vehicles |
|---|----------------------------------|---|-------------------------------------|
| (1)   |                                  | (2)   | (3)                                 |
| 1   | AKAP (Antar Kota Antar Propinsi) | 1   | 53                                  |
| 2   | AKDP (Antar Kota Dalam Propinsi) | 3   | 39                                  |
| 3   | Taksi/Taxi                       | –   | –                                   |
| 4   | Pariwisata                       | 14  | 207                                 |
| 5   | Angkutan Perdesaan               | 9   | 376                                 |
| 6   | Angkutan Perbatasan              | 9   | 325                                 |
| Kabupaten Magelang                                      |                                  | 36  | 1.000                               |

Catatan/Note: Taksi yang ada di Kabupaten Magelang berdasarkan data Dishub Provinsi saat ini tidak ada satu pun legalitas surat-surat kendaraan/perizinan yang masih hidup. Pada realitasnya sudah tidak operasional di lapangan sehingga data jumlah taksi/Taxi di Kabupaten Magelang Regency based on data from the Provincial Transportation Agency, currently do not have any legal vehicle documents/licenses that are still alive in reality, it is not operational so the data on the number of taxis is 0.

Sumber/Source: Dinas Perhubungan Kabupaten Magelang/Department of Transportation of Magelang Regency

**Tabel 8.1.10** Jumlah Potensi Kendaraan Bermotor Menurut Jenisnya di Kabupaten Magelang, 2023-2024  
**Number of Vehicles by Kind in Magelang Regency, 2023-2024**

| No   | Jenis Kendaraan/ Type of Vehicles                  | 2023         | 2024    |
|--|--|--------------|---------|
| (1)  |  | (3)          | (4)     |
| 1  | A1 Mobil Penumpang - Sedan - Pribadi               | 5.513        | 5.629   |
| 2  | A2 Mobil Penumpang - Sedan - Umum                  | 1            | 1       |
| 3  | A4 Mobil Penumpang - Sedan - Pemerintah            | 14           | 14      |
| 4  | B1 Mobil Penumpang - Jeep - Pribadi                | 2.983        | 3.124   |
| 5  | B4 Mobil Penumpang - Jeep - Pemerintah             | 12           | 12      |
| 6  | C1 Mobil Penumpang - Minibus - Pribadi             | 44.643       | 47.421  |
| 7  | C2 Mobil Penumpang - Minibus - Umum                | 1.017        | 1.048   |
| 8  | C4 Mobil Penumpang - Minibus - Pemerintah          | 709          | 753     |
| 9  | D1 Mobil Bus - Microbus - Pribadi                  | 464          | 488     |
| 10   | D2 Mobil Bus - Microbus - Umum                     | 247          | 238     |
| 11   | D4 Mobil Bus - Microbus - Pemerintah               | 45           | 45      |
| 12   | E1 Mobil Bus - Bus - Pribadi                       | 79           | 80      |
| 13   | E2 Mobil Bus - Bus - Umum                          | 172          | 168     |
| 14   | E4 Mobil Bus - Bus - Pemerintah                    | 18           | 18      |
| 15   | F1 Mobil Barang/Beban - PickUp - Pribadi           | 15.877       | 16.334  |
| 16   | F2 Mobil Barang/Beban - PickUp - Umum              | 62           | 64      |
| 17   | F4 Mobil Barang/Beban - PickUp - Pemerintah        | 82           | 85      |
| 18   | G1 Mobil Barang/Beban - Ligth Truck - Pribadi      | 3.703        | 3.783   |
| 19   | G2 Mobil Barang/Beban - Ligth Truck - Umum         | 670          | 687     |
| 20   | G4 Mobil Barang / Beban - Ligth Truck - Pemerintah | 57           | 58      |
| 21   | H1 Mobil Barang / Beban - Truck - Pribadi          | 197          | 195     |
| 22   | H2 Mobil Barang / Beban - Truck - Umum             | 79           | 90      |
| 23   | H4 Mobil Barang/Beban - Truck - Pemerintah         | 7            | 11      |
| 24   | I1 Mobil Barang/Beban - Blind Van - Pribadi        | 351          | 373     |
| 25   | I2 Mobil Barang/Beban - Blind Van - Umum           | 1            | 1       |
| 26   | i4 Mobil Barang/Beban - Blind Van - Pemerintah     | -            | -       |
| 27   | J1 Sepeda Motor - Roda Dua - Pribadi               | 467.396      | 489.053 |
| 28   | J4 Sepeda Motor - Roda Dua - Pemerintah            | 2.321        | 2.427   |
| 29   | K1 Sepeda Motor - Roda Tiga - Pribadi              | 1.063        | 1.162   |
| 30   | K4 Sepeda Motor - Roda Tiga - Pemerintah           | 84           | 88      |
| Sumber/Source: Unit Pengelolaan Pendapatan Daerah Kota Mungkid / Department of Regional Income of Kota Mungkid |  | Jumlah/Total | 573.450 |
|  |  | 547.867      | 573.450 |

**Tabel 8.1.11** Jumlah Dealer Kendaraan Bermotor Menurut Merek Kendaraan di Kabupaten Magelang, 2020-2024  
*Number of Motor Vehicles Dealers by Brand of Motor Vehicle in Magelang Regency, 2020-2024*

| MerekKendaraanBermotor<br>Brand of Motor Vehicle | 2020 | 2021 | 2022 | 2023 | 2024 |
|--|------|------|------|------|------|
| (1)  | (2)  | (3)  | (4)  | (5)  | (6)  |
| 1 Mitsubishi                                     | 2    | 2    | 2    | 2    | 2    |
| 2 Toyota   | 1    | 1    | 1    | 1    | 1    |
| 3 Datsun   | 1    | 1    | 1    | –    | –    |
| 4 Isuzu  | –    | –    | –    | 1    | 1    |
| 5 Daihatsu                                       | 1    | 1    | 1    | 1    | 1    |
| 6 Suzuki   | 2    | 2    | 2    | –    | –    |
| 7 Chevrolet                                      | 1    | 1    | 1    | –    | –    |
| 8 Mercedes Benz                                  | –    | –    | –    | –    | –    |
| 9 Hino   | 1    | 1    | 1    | –    | –    |
| 10 Nissan  | –    | –    | –    | –    | –    |
| 11 Hyundai                                       | –    | –    | –    | –    | –    |
| 12 KIA   | –    | –    | –    | –    | –    |
| 13 Wuling  | 1    | 1    | 1    | 1    | 1    |
| Jumlah/Total                                     | 10   | 10   | 10   | 6    | 6    |

Sumber/Source: DinasPerhubunganKabupatenMagelang/DepartmentofTransportationofMagelangRegency

## 8.2 KOMUNIKASI COMMUNICATION

**Tabel 8.2.1** Jumlah Kantor Pos Pembantu Menurut Kecamatan di Kabupaten Magelang, 2020-2024  
*Number of Auxiliary Post Office by Subdistrict in Magelang Regency, 2020-2024*

| Kecamatan<br>Subdistrict | 2020 | 2021 | 2022 | 2023 | 2024 |
|--------------------------|------|------|------|------|------|
| (1)                      | (2)  | (3)  | (4)  | (5)  | (6)  |
| 1 Salaman                | 1    | 1    | 1    | 1    | 1    |
| 2 Borobudur              | 1    | 1    | 1    | 1    | 1    |
| 3 Ngluwar                | 1    | 1    | 1    | 1    | 1    |
| 4 Sa l a m               | 1    | 1    | 1    | 1    | 1    |
| 5 Srumbung               | –    | –    | –    | –    | –    |
| 6 D u k u n              | 1    | 1    | 1    | 1    | 1    |
| 7 Muntilan               | 1    | 1    | 1    | 1    | 1    |
| 8 Mungkid                | 1    | 1    | 1    | 1    | 1    |
| 9 Sawangan               | 1    | 1    | 1    | 1    | 1    |
| 10 Candimulyo            | 1    | –    | –    | –    | –    |
| 11 Mertoyudan            | 1    | 1    | 1    | 1    | 1    |
| 12 Tempuran              | 1    | 1    | 1    | 1    | 1    |
| 13 Kajoran               | –    | –    | –    | –    | –    |
| 14 Kaliangkrik           | 1    | 1    | 1    | 1    | 1    |
| 15 Bandongan             | 1    | 1    | 1    | 1    | 1    |
| 16 Windusari             | 1    | –    | –    | –    | –    |
| 17 Secang                | 1    | 1    | 1    | 1    | 1    |
| 18 Tegalrejo             | 1    | 1    | 1    | 1    | 1    |
| 19 Pakis                 | 1    | 1    | 1    | 1    | 1    |
| 20 Grabag                | 1    | 1    | 1    | 1    | 1    |
| 21 Ngablak               | 1    | 1    | 1    | 1    | 1    |
| Jumlah/Total             | 19   | 17   | 17   | 17   | 17   |

Sumber/Source: PT. Pos Indonesia (Persero) Magelang/PT. Pos Indonesia (Persero) of Magelang

**Tabel**  
**Table** 8.2.2**Arus Lalu Lintas Surat Pos yang Dikirim PT. Pos Indonesia  
Magelang Menurut Bulan dan Jenisnya, 2024**  
***Current of Postal Sent Over PT. Pos Indonesia (Persero) of  
Magelang by Month and Kind of Postal, 2024***

| Bulan<br>Month        | Standar<br>Standard | Kilat Khusus<br>Special Flash | Express | Jumlah<br>Total |         |
|-----------------------|---------------------|-------------------------------|---------|-----------------|---------|
| (1)                   | (2)                 | (3)                           | (4)     | (5)             |         |
| Januari/January       | 439                 | 17.293                        | 3.154   | 20.886          |         |
| Februari/February     | 878                 | 13.315                        | 2.696   | 16.889          |         |
| Maret/March           | 1.243               | 15.126                        | 2.866   | 19.235          |         |
| April/April           | 1.222               | 14.532                        | 2.758   | 18.512          |         |
| Mei/May               | 495                 | 14.812                        | 3.066   | 18.373          |         |
| Juni/June             | 894                 | 14.009                        | 2.901   | 17.804          |         |
| Juli/July             | 522                 | 16.569                        | 3.353   | 20.444          |         |
| Agustus/August        | 431                 | 16.499                        | 3.441   | 20.371          |         |
| September/September   | 355                 | 14.993                        | 2.724   | 18.072          |         |
| Oktober/October       | 1.609               | 17.151                        | 3.217   | 21.977          |         |
| November/November     | 1.301               | 15.632                        | 2.858   | 19.791          |         |
| Desember/December     | 612                 | 16.089                        | 2.972   | 19.673          |         |
| Kabupaten<br>Magelang | 2024                | 10.001                        | 186.020 | 36.006          | 232.027 |
|                       | 2023                | 4.131                         | 62.693  | 10.673          | 77.498  |
|                       | 2022                | 4.108                         | 106.025 | 72.275          | 182.408 |
|                       | 2021                | 16.899                        | 38.049  | 12.266          | 67.214  |
|                       | 2020                | 50.664                        | 126.740 | 29.317          | 206.721 |

Catatan/Note: SuratStandarterdiriatasSuratBiasadanSuratKilat/StandardPostconsistsofOrdinaryandDispatchMail  
Sumber/Source: PT. Pos Indonesia (Persero) Magelang/PT. Pos Indonesia (Persero) of Magelang

**Tabel**  
**Table** 8.2.3**Arus Lalu Lintas Surat Pos yang Diterima PT. Pos Indonesia  
Magelang Menurut Bulan dan Jenisnya, 2024**  
**Current of Postal Received Over PT. Pos Indonesia (Persero)  
of Magelang by Month and Kind of Postal, 2024**

| Bulan<br>Month          | Standar<br>Standard | Kilat Khusus<br>Special Flash | Express | Jumlah<br>Total |         |
|-------------------------|---------------------|-------------------------------|---------|-----------------|---------|
| (1)                     | (2)                 | (3)                           | (4)     | (5)             |         |
| Januari/January         | 385                 | 10.678                        | 1.703   | 12.766          |         |
| Februari/February       | 290                 | 8.776                         | 1.627   | 10.693          |         |
| Maret/March             | 363                 | 9.843                         | 1.807   | 12.013          |         |
| April/April             | 250                 | 8.636                         | 1.546   | 10.432          |         |
| Mei/May                 | 391                 | 9.333                         | 2.132   | 11.856          |         |
| Juni/June               | 370                 | 9.044                         | 1.825   | 11.239          |         |
| Juli/July               | 250                 | 10.425                        | 1.904   | 12.579          |         |
| Agustus/August          | 333                 | 10.612                        | 2.126   | 13.071          |         |
| September/<br>September | 253                 | 9.525                         | 1.756   | 11.534          |         |
| Oktober/October         | 377                 | 10.146                        | 1.983   | 12.506          |         |
| November/November       | 221                 | 8.282                         | 1.734   | 10.237          |         |
| Desember/December       | 399                 | 7.762                         | 1.874   | 10.035          |         |
| Kabupaten<br>Magelang   | 2024                | 3.882                         | 113.062 | 22.017          | 138.961 |
|                         | 2023                | 4.406                         | 181.891 | 21.761          | 208.058 |
|                         | 2022                | 3.705                         | 38.640  | 23.362          | 65.707  |
|                         | 2021                | 12.662                        | 38.481  | 9.635           | 60.778  |
|                         | 2020                | 58.695                        | 74.119  | 14.568          | 147.382 |

Catatan/Note: Surat Standar terdiri atas Surat Biasa dan Surat Kilat/Standard Post consists of Ordinary and Dispatch Mail  
Sumber/Source: PT. Pos Indonesia (Persero) Magelang/PT. Pos Indonesia (Persero) of Magelang

**Tabel**  
**Table** 8.2.4**Arus Lalu Lintas Surat Luar Negeri di PT. Pos Indonesia  
Magelang Menurut Bulan, 2024**  
*Current of Overseas Mail Over PT. Pos Indonesia (Persero)  
of Magelang by Month, 2024*

| Bulan<br>Month        | Standar/Standard |                      | Tercatat/Registered |                      |       |
|-----------------------|------------------|----------------------|---------------------|----------------------|-------|
|                       | Dikirim<br>Sent  | Diterima<br>Received | Dikirim<br>Sent     | Diterima<br>Received |       |
| (1)                   | (2)              | (3)                  | (4)                 | (5)                  |       |
| Januari/January       | 19               | 16                   | 715                 | 126                  |       |
| Februari/February     | 14               | 18                   | 644                 | 88                   |       |
| Maret/March           | 19               | 83                   | 672                 | 89                   |       |
| April/April           | 6                | 76                   | 472                 | 81                   |       |
| Mei/May               | 24               | 46                   | 606                 | 102                  |       |
| Juni/June             | 13               | 57                   | 631                 | 83                   |       |
| Juli/July             | 20               | –                    | 940                 | –                    |       |
| Agustus/August        | 20               | –                    | 895                 | –                    |       |
| September/September   | 14               | –                    | 925                 | 1.079                |       |
| Oktober/October       | 21               | 15                   | 930                 | 21                   |       |
| November/November     | 15               | 12                   | 1.059               | 20                   |       |
| Desember/December     | 19               | 13                   | 1.079               | 14                   |       |
| Kabupaten<br>Magelang | 2024             | 204                  | 336                 | 9.568                | 1.703 |
|                       | 2023             | 169                  | 352                 | 216                  | 3.152 |
|                       | 2022             | 416                  | 547                 | 3.435                | 2.252 |
|                       | 2021             | 1.427                | 555                 | 1.689                | 2.223 |
|                       | 2020             | 596                  | 2.782               | 855                  | 2.076 |

Sumber/Source: PT. Pos Indonesia (Persero) Magelang/PT. Pos Indonesia (Persero) of Magelang

**Tabel**  
**Table 8.2.5****Arus Lalu Lintas Wesel Pos Dalam Negeri di PT. Pos Indonesia Magelang Menurut Bulan, 2024**  
**Current of Domestic Money Order Over PT. Pos Indonesia (Persero) of Magelang by Month, 2024**

| Bulan<br>Month          | Dikirim/Sent        |                          | Diterima/Received   |                          |                |
|-------------------------|---------------------|--------------------------|---------------------|--------------------------|----------------|
|                         | Banyaknya<br>Number | Nilai (Rp)<br>Value (Rp) | Banyaknya<br>Number | Nilai (Rp)<br>Value (Rp) |                |
| (1)                     | (2)                 | (3)                      | (4)                 | (5)                      |                |
| Januari/January         | 219                 | 298.244.067              | 444                 | 600.099.366              |                |
| Februari/February       | 188                 | 211.300.817              | 322                 | 538.679.378              |                |
| Maret/March             | 205                 | 297.536.915              | 303                 | 503.957.570              |                |
| April/April             | 336                 | 398.087.857              | 484                 | 987.845.877              |                |
| Mei/May                 | 319                 | 194.864.067              | 314                 | 391.243.385              |                |
| Juni/June               | 183                 | 191.049.593              | 352                 | 328.830.090              |                |
| Juli/July               | 328                 | 231.250.906              | 275                 | 290.731.007              |                |
| Agustus/August          | 178                 | 138.672.126              | 321                 | 328.783.440              |                |
| September/<br>September | 266                 | 204.204.901              | 620                 | 369.051.212              |                |
| Oktober/October         | 187                 | 254.863.867              | 268                 | 304.925.360              |                |
| November/November       | 166                 | 178.143.936              | 267                 | 247.159.460              |                |
| Desember/December       | 166                 | 240.206.115              | 511                 | 481.642.900              |                |
| Kabupaten<br>Magelang   | 2024                | 2.741                    | 2.838.425.167       | 4.481                    | 5.372.949.045  |
|                         | 2023                | 17.705                   | 23.758.235.130      | 5.853                    | 6.206.871.356  |
|                         | 2022                | 21.643                   | 12.575.502.760      | 18.217                   | 14.836.036.322 |
|                         | 2021                | 8.793                    | 13.505.611.340      | 14.220                   | 15.479.769.935 |
|                         | 2020                | 24.863                   | 38.464.878.746      | 32.124                   | 24.788.729.794 |

Sumber/Source: PT. Pos Indonesia (Persero) Magelang/PT. Pos Indonesia (Persero) of Magelang

**Tabel**  
**Table** 8.2.6**Arus Lalu Lintas Wesel Pos Luar Negeri di PT. Pos Indonesia  
Magelang Menurut Bulan, 2024**  
***Current of Foreign Money Order Over PT. Pos Indonesia  
(Persero) of Magelang by Month, 2024***

| Bulan<br>Month        | Dikirim/Sent        |                          | Diterima/Received   |                          |                |
|-----------------------|---------------------|--------------------------|---------------------|--------------------------|----------------|
|                       | Banyaknya<br>Number | Nilai (Rp)<br>Value (Rp) | Banyaknya<br>Number | Nilai (Rp)<br>Value (Rp) |                |
| (1)                   | (2)                 | (3)                      | (4)                 | (5)                      |                |
| Januari/January       | 1                   | 11.980.000               | 111                 | 507.191.800              |                |
| Februari/February     | –                   | –                        | 109                 | 398.615.700              |                |
| Maret/March           | 3                   | 2.236.300                | 160                 | 2.197.084.027            |                |
| April/April           | 1                   | 2.217.500                | 156                 | 623.023.550              |                |
| Mei/May               | –                   | –                        | 129                 | 537.250.769              |                |
| Juni/June             | 1                   | 2.090.000                | 123                 | 579.462.916              |                |
| Juli/July             | 2                   | 500.000                  | 132                 | 604.715.465              |                |
| Agustus/August        | 2                   | 1.645.000                | 148                 | 624.489.199              |                |
| September/September   | 2                   | 7.718.200                | 127                 | 524.791.289              |                |
| Oktober/October       | 3                   | 10.519.200               | 149                 | 734.090.514              |                |
| November/November     | 2                   | 7.256.200                | 131                 | 600.253.581              |                |
| Desember/December     | 4                   | 6.220.000                | 131                 | 601.488.289              |                |
| Kabupaten<br>Magelang | 2024                | 21                       | 52.382.400          | 1.606                    | 8.532.457.099  |
|                       | 2023                | 338                      | 2.009.892.306       | 1.275                    | 6.837.391.302  |
|                       | 2022                | 88                       | 435.680.010         | 4.352                    | 24.072.896.077 |
|                       | 2021                | 134                      | 548.492.158         | 4.872                    | 23.262.770.359 |
|                       | 2020                | 252                      | 1.801.518.216       | 5.743                    | 26.530.314.863 |

Sumber/Source: PT. Pos Indonesia (Persero) Magelang/PT. Pos Indonesia (Persero) of Magelang

**Tabel**  
**Table** 8.2.7**Arus Lalu Lintas Paket Pos di PT. Pos Indonesia Magelang Menurut Bulan, 2024**  
**Current of Post Package Over PT. Pos Indonesia (Persero) of Magelang by Month, 2024**

| Bulan<br>Month        | Dikirim/Sent        |                          | Diterima/Received   |         |
|-----------------------|---------------------|--------------------------|---------------------|---------|
|                       | Banyaknya<br>Number | Nilai (Rp)<br>Value (Rp) | Banyaknya<br>Number |         |
| (1)                   | (2)                 | (3)                      | (4)                 |         |
| Januari/January       | 186                 | 13.852.900               | 51                  |         |
| Februari/February     | 242                 | 19.775.200               | 71                  |         |
| Maret/March           | 226                 | 19.956.100               | 80                  |         |
| April/April           | 271                 | 23.003.900               | 55                  |         |
| Mei/May               | 209                 | 18.797.100               | 52                  |         |
| Juni/June             | 218                 | 24.251.900               | 89                  |         |
| Juli/July             | 240                 | 19.981.900               | 97                  |         |
| Agustus/August        | 214                 | 14.831.300               | 97                  |         |
| September/September   | 207                 | 17.220.900               | 103                 |         |
| Oktober/October       | 243                 | 17.829.500               | 106                 |         |
| November/November     | 217                 | 18.142.800               | 187                 |         |
| Desember/December     | 279                 | 23.767.100               | 104                 |         |
| Kabupaten<br>Magelang | 2024                | 2.752                    | 231.410.600         | 1.092   |
|                       | 2023                | 7.448                    | 119.946.490         | 184.997 |
|                       | 2022                | 157.287                  | 6.808.263.329       | 179.515 |
|                       | 2021                | 5.479                    | 471.916.800         | 5.843   |
|                       | 2020                | 14.799                   | 1.047.464.200       | 20.409  |

Sumber/Source: PT. Pos Indonesia (Persero) Magelang/PT. Pos Indonesia (Persero) of Magelang

**Tabel**  
**Table 8.2.8****Banyaknya Penjualan Benda Pos dan Meterai di PT. Pos Indonesia Magelang, 2012-2024**  
***Number of Sales of Postal and Deed Agrarian in PT. Pos Indonesia (Persero) of Magelang, 2012-2024***

| Tahun Year | Benda Pos Postal | Benda Materai Stamp Object |
|------------|------------------|----------------------------|
| (1)        | (2)              | (3)                        |
| 2012       | 278.240.000      | 7.310.743.000              |
| 2013       | 353.364.000      | 12.428.263.000             |
| 2014       | 179.210.000      | 10.973.000.000             |
| 2015       | 388.916.000      | 12.296.100.000             |
| 2016       | 191.186.000      | 12.926.250.000             |
| 2017       | 296.472.000      | 13.090.950.000             |
| 2018       | 425.879.000      | 13.950.450.000             |
| 2019       | 236.802.000      | 14.385.180.000             |
| 2020       | 205.243.000      | 13.423.050.000             |
| 2021       | 109.498.000      | 20.191600.000              |
| 2022       | 72.220.000       | 18.830.000.000             |
| 2023       | 112.890.500      | 27.073.000.000             |
| 2024       | 78.109.000       | 17.531.000.000             |

Sumber/Source: PT. Pos Indonesia (Persero) Magelang/PT. Pos Indonesia (Persero) of Magelang

**Tabel**  
**Table 8.2.9****Jumlah Penerimaan dan Pembayaran Giro dan Cek Pos di PT Pos Indonesia Magelang, 2012-2024**  
**Total of Receipts and Payments of Clearing and Postal Checks in PT. Pos Indonesia (Persero) of Magelang, 2012-2024**

| Tahun<br>Year | Penerimaan/Reception |                          | Pembayaran/Payment  |                          |
|---------------|----------------------|--------------------------|---------------------|--------------------------|
|               | Banyaknya<br>Number  | Nilai (Rp)<br>Value (Rp) | Banyaknya<br>Number | Nilai (Rp)<br>Value (Rp) |
| (1)           | (2)                  | (3)                      | (4)                 | (5)                      |
| 2012          | 777                  | 51.352.635.285           | 737                 | 206.881.872.914          |
| 2013          | 420                  | 27.730.423.054           | 715                 | 219.294.785.288          |
| 2014          | 17.455               | 79.734.346.338           | 16.788              | 59.484.678.304           |
| 2015          | -                    | -                        | -                   | -                        |
| 2016          | 165                  | 6.410.177.619            | 72                  | 1.414.402.737            |
| 2017          | 464                  | 13.270.743.762           | 20.198              | 35.374.217.833           |
| 2018          | 180                  | 7.229.020.009            | 65                  | 1.299.878.009            |
| 2019          | 89                   | 354.157.113              | 195                 | 2.761.848.949            |
| 2020          | 68                   | 327.965.138              | 147                 | 1.336.986.426            |
| 2021          | 79                   | 20.144.607               | 34                  | 1.012.997.648            |
| 2022          | 170                  | 3.138.978.594            | 238                 | 3.106.163.746            |
| 2023          | 245                  | 1.699.514.000            | 258                 | 1.738.606.000            |
| 2024          | 1.221                | 3.460.378.154            | 255                 | 3.460.667.594            |

Sumber/Source: PT. Pos Indonesia (Persero) Magelang/PT. Pos Indonesia (Persero) of Magelang

**Tabel 8.2.10** **Pembayaran Pensiunan di PT Pos Indonesia Magelang, 2024**  
**Table** *Retired Payments in PT. Pos Indonesia (Persero) of Magelang, 2024*

| Jenis Pensiunan<br>Type of Retired | Jumlah Pensiunan<br>Number of Retired | Nilai (Rp)<br>Value (Rp) |
|------------------------------------|---------------------------------------|--------------------------|
| (1)                                | (2)                                   | (3)                      |
| PensiunanTASPEN/TASPENRetired      | 2.741                                 | 5.847.472.000            |
| PensiunanASABRI/ASABRIRetired      | 2.111                                 | 4.925.629.000            |
| Kabupaten<br>Magelang              | 2024                                  | 4.852                    |
|                                    | 2023                                  | 5.132                    |
|                                    | 2022                                  | 63.523                   |
|                                    | 2021                                  | 69.783                   |
|                                    | 2020                                  | 5.865                    |
|                                    |                                       | 10.773.101.000           |
|                                    |                                       | 10.275.765.500           |
|                                    |                                       | 122.218.481.300          |
|                                    |                                       | 135.847.789.700          |
|                                    |                                       | 11.510.840.000           |

Sumber/Source: PT. Pos Indonesia (Persero) Magelang/PT. Pos Indonesia (Persero) of Magelang



# 9

## BAB

# PERBANKAN, KOPERASI DAN HARGA HARGA

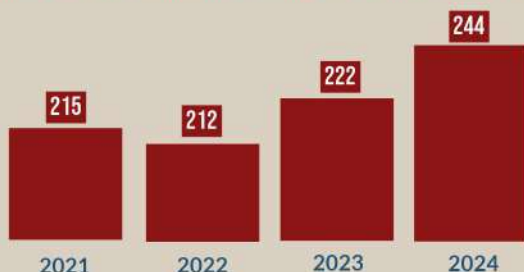
Banking, Cooperative and Prices

Jumlah koperasi aktif di Kabupaten Magelang 2024  
sebanyak 244 unit (36,69 persen)

*There were 244 unit (36.69percent) active cooperatives  
in Magelang Regency*


### Perkembangan Jumlah Koperasi Aktif di Kabupaten Magelang 2021-2024

*Number of active cooperatives in Magelang Regency 2021-2024*



### Jumlah Koperasi Menurut Jenis Usaha 2024

*Number of Cooperatives by Kind of Business 2024*





**PENJELASAN TEKNIS**

1. Data statistik perbankan bersumber dari Otoritas Jasa Keuangan.
2. Kantor bank terdiri dari Kantor Cabang (KC), Kantor Cabang Pembantu (KCP), dan kantor di bawah KCP.
3. Koperasi adalah badan usaha yang beranggotakan orang seorang atau badan hukum koperasi dengan melandaskan kegiatannya berdasarkan prinsip koperasi sekaligus sebagai gerakan ekonomi rakyat yang berdasar atas asas kekeluargaan.
4. Sisa hasil usaha koperasi merupakan pendapatan koperasi yang diperoleh dalam satu tahun buku dikurangi dengan biaya, penyusutan, dan kewajiban lainnya termasuk pajak dalam tahun buku yang bersangkutan.

**TECHNICAL NOTES**

1. *Banking statistics are obtained from the Financial Services Authority.*
2. *Bank offices consist of branch office (KC), sub branch office (KCP), and offices under KCP.*
3. *Cooperative is an establishment that its members are people or establishments with legal status of cooperative and its activities based on people economic movement.*
4. *Net profit of cooperative is gross income in one year minus expenses, depreciation, and other liabilities including taxes in current year*

**ULASAN****DESCRIPTION****Perbankan**

Perkembangan perekonomian daerah, tidak lepas dari peranan perbankan yang ada di wilayah Kabupaten Magelang. Pada tahun 2023 terdapat 139 bank yang terbagi kedalam kelompok bank umum dan kelompok bank perkreditan.

Perbankan di Kabupaten Magelang menyalurkan kredit ke berbagai lapangan usaha. Dari seluruh lapangan usaha, perbankan Kabupaten Magelang paling banyak menyalurkan kredit kepada sektor perdagangan besar dan eceran. Namun jika dilihat dari skala usaha, perbankan lebih banyak menyalurkan kredit kepada UMKM yang mencapai 14,406 milyar rupiah sedangkan untuk non-UMKM kredit yang disalurkan hanya sebesar 7,009 milyar rupiah.

**Koperasi**

Jumlah koperasi aktif di Kabupaten Magelang pada tahun 2023 per tanggal sebanyak 222 koperasi. Dibandingkan tahun 2022 jumlah koperasi aktif naik sebesar 4,72 %. Berdasarkan jenis usahanya koperasi serba usaha merupakan koperasi terbanyak yang ada di Kabupaten Magelang.

**Banking**

*The development of the regional economy cannot be separated from the role of the banking sector in Magelang Regency. In 2023 there are 139 banks which are divided into commercial bank groups and credit bank groups.*

*Banks in Magelang Regency distribute credit to various business fields. Of all business fields, the banking sector has mostly distributed credit to the wholesale and retail trade sector. Judging from the business scale, banks provided more credit to MSMEs, which reached 14,406 billion rupiah, while for non-MSMEs, the credit provided was only 7,009 billion rupiah.*

**Cooperative**

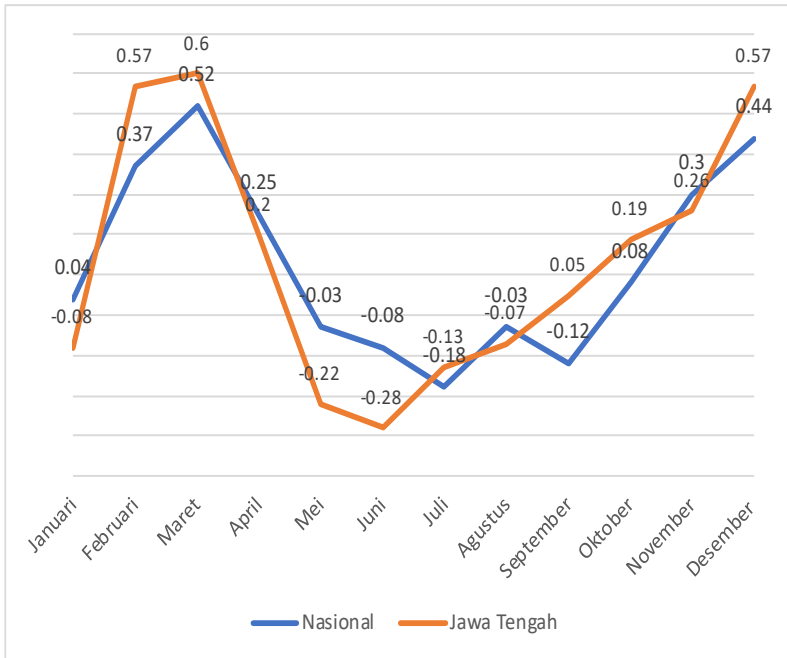
*The number of active cooperative in Magelang Regency in 2023 is 222. Compared by 2022 the number of active cooperative increased by 4,72%. Based on kind of business, multi-business cooperatives are the largest cooperatives in Magelang Regency.*

## Harga-Harga

Inflasi terjadi karena adanya kenaikan indeks beberapa kelompok pengeluaran. Informasi inflasi menjadi tolok ukur stabilitas perekonomian daerah. Nilai laju inflasi harga konsumen Jawa Tengah (tahun dasar = 2018) *Year-on-Year* sebesar 1,67 dengan laju inflasi bulanan tertinggi terjadi pada Bulan Maret sebesar 0,6 dan terendah pada Bulan Juni -0,28.

## Prices

*Inflation occurred due to an increase in the index for several groups expenditure. Inflation information is a measure of regional economy stability. The Year-on-Year inflation rate of Jawa Tengah Province (base year = 2018) was 1.67 percent, which the highest inflation rate by month was in March by 0.6 and the lowest was in June by -0.28.*



Sumber/Source: Badan Pusat Statistik Survei Harga Konsumen / BPS - Statistik Indonesia Consumer Price Survey

**Gambar** 9.1  
**Figures**

**Laju Inflasi Harga Konsumen Menurut Bulan di Indonesia dan Provinsi Jawa Tengah (2018 = 100), 2024**  
***Inflation Rate by Month of Indonesia and Jawa Tengah Province (2018 = 100), 2024***

## 9.1 PERBANKAN BANKING

**Tabel 9.1.1** Jumlah Kantor Bank Menurut Kelompok Bank di Kabupaten Magelang, 2020–2024  
*Number of Bank Offices by Bank Group in Magelang Regency, 2020–2024*

| Kelompok Bank<br>Bank Group                                    | 2020 | 2021 | 2022 | 2023 | 2024 |
|--|------|------|------|------|------|
| (1)  | (3)  | (4)  | (5)  | (6)  | (7)  |
| Bank-Bank Umum/Commercial Banks                                |      |      |      |      |      |
| Bank Umum Konvensional/<br>Conventional-based Commercial Banks | 85   | 99   | 67   | 69   | 70   |
| Bank Persero/State Banks                                       | 71   | 81   | 54   | 53   | 53   |
| Bank Pembangunan Daerah/<br>Regional Government Banks          | –    | 5    | –    | 8    | 9    |
| Bank Swasta Nasional/Private<br>National Banks                 | 14   | 13   | 13   | 8    | 8    |
| Kantor Cabang Bank Asing/<br>Branches of Foreign Banks         | –    | –    | –    | –    | –    |
| Bank Umum Syariah/Sharia-based<br>Commercial Banks             | 6    | 8    | 4    | 2    | 2    |
| Jumlah Bank Umum/Total<br>Commercial Banks                     | 91   | 107  | 71   | 71   | 72   |
| Bank Perkreditan/Pembiayaan<br>Rakyat/Rural Banks              |      |      |      |      |      |
| BPR Konvensional/Conventional-<br>based Rural Banks            | 68   | 89   | 69   | 67   | 68   |
| BPR Syariah/Sharia-based Rural<br>Bank                         | 1    | 1    | 1    | 1    | 1    |

Sumber/Source: Otoritas Jasa Keuangan/Indonesia Financial Services Authority

**Tabel**  
**Table** 9.1.2**Posisi Kredit Perbankan<sup>1</sup> dalam Rupiah<sup>2</sup> Menurut Lapangan Usaha dan Bulan di Kabupaten Magelang (ribu rupiah), 2024****Value of Bank Credits<sup>1</sup> in Rupiahs<sup>2</sup> by Industry and Month in Magelang Regency (thousand rupiahs), 2024**

| Lapangan Usaha<br>Industry  | Januari<br>January | Februari<br>February | Maret<br>March  | April<br>April  |
|---|--------------------|----------------------|-----------------|-----------------|
| (1)   | (2)                | (3)                  | (4)             | (5)             |
| Pertanian, Perburuan, dan Kehutanan/<br>Agricultures, Hunting, and Forestry   | 199.778.896,065    | 202.447.198,903      | 203.046.170,124 | 201.399.666,958 |
| Perikanan/Fishery   | 20.383.719,383     | 20.915.675,123       | 21.529.777,049  | 21.258.974,132  |
| Pertambangan dan Penggalian/Mining<br>and Quarrying   | 12.312.191,810     | 14.345.263,855       | 15.005.791,037  | 14.083.949,227  |
| Industri Pengolahan/Processing<br>Industry  | 136.490.162,186    | 136.646.433,539      | 136.920.346,252 | 136.590.863,115 |
| Listrik, Gas, dan Air/Electricity, Gas,<br>and Water  | 1.164.052,922      | 1.045.443,927        | 1.076.122,848   | 1.069.076,324   |
| Konstruksi/Construction   | 4.633.580,985      | 4.649.268,456        | 5.041.249,164   | 5.231.252,308   |
| Perdagangan Besar dan Eceran/<br>Wholesale and Retail Trade   | 724.492.840,389    | 730.277.004,112      | 735.933.522,116 | 734.398.672,879 |
| Penyediaan Akomodasi dan Makan<br>Minum/Provision of Accommodation and<br>the Provision of Eating and Drinking                                  | 29.942.277,161     | 29.345.698,986       | 29.487.487,968  | 29.634.857,019  |
| Transportasi, Pergudangan, dan<br>Komunikasi/Transportation,<br>Warehousing and Communications  | 19.214.688,458     | 20.112.796,955       | 20.314.903,486  | 20.249.602,005  |
| Perantara Keuangan/Financial<br>Intermediaries  | 1.231.282,019      | 1.040.366,402        | 824.874,144     | 631.044,681     |
| Real Estate, Usaha Persewaan, dan<br>Jasa Perusahaan/Real Estate Business,<br>Ownership, and Business Services                                  | 17.750.351,122     | 18.013.325,062       | 18.482.752,854  | 18.763.141,103  |
| Administrasi Pemerintahan,<br>Pertahanan, dan Jaminan Sosial Wajib/<br>Government<br>Administration, Defense, and<br>Compulsory Social Security | -                  | -                    | -               | -               |
| Jasa Pendidikan/Education Services  | 66.119,341         | 109.212,872          | 106.726,816     | 104.214,630     |

Lanjutan Tabel/Continued Table 9.1.2

| Lapangan Usaha<br>Industry  | Januari<br>January | Februari<br>February | Maret<br>March  | April<br>April  |
|---|--------------------|----------------------|-----------------|-----------------|
| (1)   | (2)                | (3)                  | (4)             | (5)             |
| JasaKesehatandanKegiatanSosial/<br>HealthServicesandSocialActivities  | 3.592.302,783      | 3.295.933,267        | 3.041.263,584   | 2.943.291,373   |
| Jasa Kemasyarakatan, Sosial<br>Budaya,Hiburan,danPerorangan<br>lainnya/Community,Sociocultural,<br>Entertainment,andOtherIndividual<br>Services | 92.431.562,177     | 93.822.880,418       | 94.122.443,450  | 92.020.455,651  |
| JasaPeroranganyangMelayanRumah<br>Tangga/IndividualServiceswhichServe<br>Households   | 2.090.481,085      | 2.056.495,040        | 2.006.064,856   | 1.951.743,843   |
| BadanInternasionaldanBadanEkstra<br>InternasionalLainnya/International<br>AgencyandOtherExtraAgency<br>International                            | -                  | -                    | -               | -               |
| Kegiatanyangbelumjelasbatasannya/<br>BusinessActivitieswhicharenotclearly<br>defined  | -                  | -                    | -               | -               |
| PinjamanKepadaBukanLapangan<br>Usaha/Loans to Non Industry  | 516.111.213,362    | 516.284.174,267      | 516.907.352,221 | 514.429.117,021 |

Lanjutan Tabel/*Continued Table* 9.1.2

| Lapangan Usaha<br>Industry  | Mei<br>May      | Juni<br>June    | Juli<br>July    | Agustus<br>August |
|---|-----------------|-----------------|-----------------|-------------------|
| (1)   | (6)             | (7)             | (8)             | (9)               |
| Pertanian, Perburuan, dan Kehutanan/<br>Agricultures, Hunting, and Forestry   | 199.654.568,286 | 197.066.587,618 | 196.167.158,253 | ...               |
| Perikanan/Fishery   | 21.211.232,351  | 20.306.587,916  | 20.367.639,069  | ...               |
| Pertambangan dan Penggalian/Mining<br>and Quarrying   | 13.941.002,688  | 13.764.799,202  | 15.706.737,268  | ...               |
| Industri Pengolahan/Processing<br>Industry  | 132.535.397,832 | 129.052.540,496 | 129.122.342,399 | ...               |
| Listrik, Gas, dan Air/Electricity, Gas,<br>and Water  | 1.151.501,066   | 1.100.905,151   | 1.136.482,801   | ...               |
| Konstruksi/Construction   | 5.053.696,975   | 5.174.189,575   | 4.997.643,900   | ...               |
| Perdagangan Besar dan Eceran/<br>Wholesale and Retail Trade   | 730.741.564,364 | 738.999.132,933 | 746.660.795,610 | ...               |
| Penyediaan Akomodasi dan Makan<br>Minum/Provision of Accommodation and<br>the Provision of Eating and Drinking                                  | 29.699.010,641  | 28.969.896,416  | 29.836.154,927  | ...               |
| Transportasi, Pergudangan, dan<br>Komunikasi/Transportation,<br>Warehousing and Communications  | 20.871.541,738  | 20.760.979,109  | 20.706.588,517  | ...               |
| Perantara Keuangan/Financial<br>Intermediaries  | 435.314,000     | 237.639,808     | 37.891,643      | ...               |
| Real Estate, Usaha Persewaan, dan<br>Jasa Perusahaan/Real Estate, Business,<br>Ownership, and Business Services                                 | 21.202.814,547  | 20.924.944,649  | 21.653.963,158  | ...               |
| Administrasi Pemerintahan,<br>Pertahanan, dan Jaminan Sosial Wajib/<br>Government<br>Administration, Defense, and<br>Compulsory Social Security | -               | -               | -               | ...               |
| Jasa Pendidikan/Education Services  | 101.672,611     | 99.106,344      | 96.511,313      | ...               |

Lanjutan Tabel/Continued Table 9.1.2

| Lapangan Usaha<br>Industry  | Mei<br>May      | Juni<br>June    | Juli<br>July    | Agustus<br>August |
|---|-----------------|-----------------|-----------------|-------------------|
| (1)   | (6)             | (7)             | (8)             | (9)               |
| JasaKesehatandanKegiatanSosial/<br>HealthServicesandSocialActivities  | 2.843.863,621   | 2.787.147,424   | 2.711.681,635   | ...               |
| Jasa Kemasyarakatan, Sosial<br>Budaya,Hiburan,danPerorangan<br>lainnya/Community,Sociocultural,<br>Entertainment,andOtherIndividual<br>Services | 91.488.298,542  | 91.231.500,920  | 90.998.232,040  | ...               |
| JasaPeroranganyangMelayanRumah<br>Tangga/IndividualServiceswhichServe<br>Households   | 2.401.541,544   | 2.343.060,433   | 2.284.173,904   | ...               |
| BadanInternasionaldanBadanEkstra<br>InternasionalLainnya/International<br>AgencyandOtherExtraAgency<br>International                            | -               | -               | -               | ...               |
| Kegiatanyangbelumjelasbatasannya/<br>BusinessActivitieswhicharenotclearly<br>defined  | -               | -               | -               | ...               |
| PinjamanKepadaBukanLapangan<br>Usaha/Loans to Non Industry  | 515.766.881,844 | 515.202.822,719 | 515.695.353,632 | ...               |

Lanjutan Tabel/*Continued Table* 9.1.2

| Lapangan Usaha<br>Industry  | September<br>September | Oktober<br>October | November<br>November | Desember<br>December |
|---|------------------------|--------------------|----------------------|----------------------|
| (1)   | (10)                   | (11)               | (12)                 | (13)                 |
| Pertanian, Perburuan, dan Kehutanan/<br>Agricultures, Hunting, and Forestry   | 200.236.546,951        | 202.060.880,274    | 202.481.984,594      | ...                  |
| Perikanan/Fishery   | 20.617.392,033         | 21.096.016,335     | 20.899.672,247       | ...                  |
| Pertambangan dan Penggalian/Mining<br>and Quarrying   | 14.914.163,409         | 14.780.230,723     | 14.720.944,494       | ...                  |
| Industri Pengolahan/Processing<br>Industry  | 129.267.776,653        | 129.559.803,765    | 126.017.374,741      | ...                  |
| Listrik, Gas, dan Air/Electricity, Gas,<br>and Water  | 1.125.743,944          | 1.120.302,784      | 1.114.478,875        | ...                  |
| Konstruksi/Construction   | 4.670.519,489          | 4.995.944,152      | 5.028.703,889        | ...                  |
| Perdagangan Besar dan Eceran/<br>Wholesale and Retail Trade   | 759.218.666,893        | 765.670.740,000    | 770.365.773,746      | ...                  |
| Penyediaan Akomodasi dan Makan<br>Minum/Provision of Accommodation and<br>the Provision of Eating and Drinking                                  | 29.279.092,173         | 29.081.870,627     | 30.211.717,843       | ...                  |
| Transportasi, Pergudangan, dan<br>Komunikasi/Transportation,<br>Warehousing and Communications  | 20.318.122,122         | 19.937.672,981     | 19.628.861,195       | ...                  |
| Perantara Keuangan/Financial<br>Intermediaries  | 190.151,681            | 186.063,541        | 166.543,796          | ...                  |
| Real Estate, Usaha Persewaan, dan<br>Jasa Perusahaan/Real Estate, Business,<br>Ownership, and Business Services                                 | 21.625.365,776         | 22.150.728,259     | 22.374.944,645       | ...                  |
| Administrasi Pemerintahan,<br>Pertahanan, dan Jaminan Sosial Wajib/<br>Government<br>Administration, Defense, and<br>Compulsory Social Security | 493.543,140            | 487.032,460        | 480.467,540          | ...                  |
| Jasa Pendidikan/Education Services  | 254.590,752            | 249.676,077        | 243.682,657          | ...                  |

Lanjutan Tabel/*Continued Table* 9.1.2

| Lapangan Usaha<br>Industry   | September<br>September | Oktober<br>October | November<br>November | Desember<br>December |
|--|------------------------|--------------------|----------------------|----------------------|
| (1)  | (10)                   | (11)               | (12)                 | (13)                 |
| JasaKesehatandanKegiatanSosial/<br>HealthServicesandSocialActivities   | 2.393.445,909          | 2.538.495,047      | 2.183.812,207        | ...                  |
| Jasa Kemasyarakatan, Sosial<br>Budaya,Hiburan,danPerorangan<br>lainnya/Community,Sociocultural,<br>EntertainmentandOtherIndividual<br>Services | 93.025.456,164         | 95.250.175,396     | 96.854.932,931       | ...                  |
| JasaPeroranganyangMelayaniRumah<br>Tangga/IndividualServiceswhichServe<br>Households   | 2.249.890,221          | 2.185.192,292      | 2.156.896,250        | ...                  |
| BadanInternasionaldanBadanEkstra<br>InternasionalLainnya/International<br>AgencyandOtherExtraAgency<br>International                           | -                      | -                  | -                    | ...                  |
| Kegiatanyangbelumjelasbatasannya/<br>BusinessActivitieswhicharenotclearly<br>defined   | -                      | -                  | -                    | ...                  |
| PinjamanKepadaBukanLapangan<br>Usaha/Loans to Non Industry   | 523.869.820,111        | 524.188.631,422    | 523.961.673,334      | ...                  |

Sumber/Source: Otoritas Jasa Keuangan/Indonesia Financial Services Authority

**Tabel**  
**Table** 9.1.3**Posisi Kredit Perbankan<sup>1</sup> dalam Rupiah<sup>2</sup> Menurut Bulan dan Jenis Penggunaan di Kabupaten Magelang (ribu rupiah), 2024**  
***Value of Bank Credits<sup>1</sup> in Rupiahs<sup>2</sup> by Month and Type of Credit in Magelang Regency (thousand rupiahs), 2024***

| Bulan<br>Month      | Kredit Modal Kerja<br>WorkingCapitalCredit | Kredit Investasi<br>InvestmentCredit | Kredit Konsumsi<br>ConsumptionCredit |
|---------------------|--|--------------------------------------|--------------------------------------|
| (1)                 | (2)  | (3)                                  | (4)                                  |
| Januari/January     | 944.564.257,832                            | 321.010.250,054                      | 592.226.612,964                      |
| Februari/February   | 952.736.465,923                            | 325.386.530,994                      | 559.128.310,438                      |
| Maret/March         | 958.045.137,268                            | 328.894.358,480                      | 560.244.110,002                      |
| April/April         | 949.193.311,681                            | 331.137.493,567                      | 557.147.603,248                      |
| Mei/May             | 943.753.635,485                            | 329.579.385,321                      | 557.947.439,369                      |
| Juni/June           | 946.062.839,855                            | 326.756.178,139                      | 556.459.002,325                      |
| Juli/July           | 956.027.180,195                            | 326.456.816,242                      | 557.006.217,290                      |
| Agustus/August      | ...  | ...                                  | ...                                  |
| September/September | 968.269.452,194                            | 331.611.015,116                      | 562.959.105,654                      |
| Oktober/October     | 971.667.263,095                            | 339.683.561,618                      | 562.183.438,851                      |
| November/November   | 974.138.548,836                            | 340.792.242,814                      | 561.748.696,253                      |
| Desember/December   | ...  | ...                                  | ...                                  |

Sumber/Source: Otoritas Jasa Keuangan/Indonesia Financial Services Authority

**Tabel**  
**Table** 9.1.4**Total Posisi Pinjaman Rupiah dan Valuta Asing Menurut Bulan dan Skala Bisnis di Kabupaten Magelang (ribu rupiah), 2024**  
**Total Rupiah and Foreign Currency Loan Positions by Month and Business Scale in Magelang Regency (thousand rupiahs), 2024**

| Bulan<br>Month      | UMKM <sup>1</sup><br>MSMEs | Non UMKM <sup>1</sup><br>Non MSMEs |
|---------------------|----------------------------|------------------------------------|
| (1)                 | (2)                        | (3)                                |
| Januari/January     | 1.259.733.579,073          | 598.067.541,777                    |
| Februari/February   | 1.272.385.326,109          | 564.865.981,246                    |
| Maret/March         | 1.280.876.256,890          | 566.307.348,860                    |
| April/April         | 1.270.902.963,410          | 566.575.445,086                    |
| Mei/May             | 1.264.099.074,810          | 567.181.385,365                    |
| Juni/June           | 1.263.778.579,797          | 565.499.440,522                    |
| Juli/July           | 1.273.638.269,867          | 565.851.943,860                    |
| Agustus/August      | ...                        | ...                                |
| September/September | 1.291.315.994,791          | 571.523.578,173                    |
| Oktober/October     | 1.302.997.295,116          | 570.536.968,448                    |
| November/November   | 1.306.771.185,556          | 569.908.302,347                    |
| Desember/December   | ...                        | ...                                |

Catatan/Note: <sup>1</sup>UMKM: Usaha Mikro, Kecil, dan Menengah/MSMEs: Micro, Small, and Medium Enterprises  
 Sumber/Source: Otoritas Jasa Keuangan/Indonesia Financial Services Authority

**Tabel**  
**Table** 9.1.5

**Posisi Kredit Perbankan<sup>1</sup> dalam Rupiah<sup>2</sup> Usaha Mikro, Kecil, dan Menengah (UMKM) Menurut Lapangan Usaha, Jenis Penggunaan, dan Bulan di Kabupaten Magelang (ribu rupiah), 2024**

**Value of Bank Credits<sup>1</sup> in Rupiahs<sup>2</sup> of Micro, Small, and Medium Enterprises (MSMEs) by Industry, Type of Credit, and Month in Magelang Regency (thousand rupiahs),**

| Lapangan Usaha/Jenis Penggunaan<br>Industry/Type of Credit  | Januari<br>January | Februari<br>February | Maret<br>March  | April<br>April  |
|---|--------------------|----------------------|-----------------|-----------------|
| (1)   | (2)                | (3)                  | (4)             | (5)             |
| PertanianPerburuandanKehutanan/<br>Agricultures,Hunting,andForestry   | 199.778.896,065    | 202.447.198,903      | 202.896.170,124 | 201.251.604,008 |
| Perikanan/Fishery   | 20.383.719,383     | 20.915.675,123       | 21.529.777,049  | 21.258.974,132  |
| PertambangandanPenggalian/<br>Mining and Quarrying  | 12.312.191,810     | 14.345.263,855       | 15.005.791,037  | 14.083.949,227  |
| IndustriPengolahan/Processing<br>Industry   | 131.302.062,520    | 131.570.944,943      | 131.957.475,236 | 128.240.616,279 |
| Listrik,Gas,danAir/Electricity,Gas,<br>and Water  | 1.164.052,922      | 1.045.443,927        | 1.076.122,848   | 1.069.076,324   |
| Konstruksi/Construction   | 4.633.580,985      | 4.649.268,456        | 5.041.249,164   | 5.231.252,308   |
| PerdaganganBesardanEceran/<br>Wholesale and Retail Trade  | 724.407.101,924    | 730.195.985,718      | 735.857.259,209 | 734.327.195,402 |
| PenyediaanAkomodasidanMakan<br>Minum/ProvisionofAccommodationand<br>theProvisionofEatingandDrinking                                       | 29.942.277,161     | 29.345.698,986       | 29.487.487,968  | 29.634.857,019  |
| Transportasi,Pergudangan,dan<br>Komunikasi/Transportation,<br>WarehousingandCommunications  | 19.214.688,458     | 20.112.796,955       | 20.314.903,486  | 20.249.602,005  |
| PerantaraKeuangan/Financial<br>Intermediaries   | 1.231.282,019      | 1.040.366,402        | 824.874,144     | 631.044,681     |
| RealEstate,UsahaPersewaan,dan<br>JasaPerusahaan/RealEstateBusiness,<br>Ownership,andBusinessServices                                      | 17.728.160,808     | 17.991.753,498       | 18.461.805,989  | 18.742.824,842  |
| Administrasi Pemerintahan,<br>Pertahanan,danJaminanSosial<br>Wajib/Government<br>Administration,Defense,and<br>Compulsory Social Security |                    | -                    | -               | -               |
| JasaPendidikan/EducationServices  | 66.119,341         | 109.212,872          | 106.726,816     | 104.214,630     |

Lanjutan Tabel/*Continued Table* 9.1.5

| Lapangan Usaha<br>Industry   | Januari<br>January | Februari<br>February | Maret<br>March | April<br>April |
|--|--------------------|----------------------|----------------|----------------|
| (1)  | (2)                | (3)                  | (4)            | (5)            |
| Jasa Kesehatan dan Kegiatan Sosial/<br>Health Services and Social Activities   | 3.592.302,783      | 3.295.933,267        | 3.041.263,584  | 2.943.291,373  |
| Jasa Kemasyarakatan, Sosial<br>Budaya, Hiburan, dan Perorangan<br>lainnya/Community, Sociocultural,<br>Entertainment, and Other Individual<br>Services | 91.886.661,809     | 93.263.288,164       | 93.269.285,380 | 91.182.717,337 |
| Jasa Perorangan yang Melayani<br>Rumah Tangga/Individual Services<br>which Serve<br>Households   | 2.090.481,085      | 2.056.495,040        | 2.006.064,856  | 1.951.743,843  |
| Badan Internasional dan Badan<br>Ekstra Internasional Lainnya/<br>International Agency and Other Extra<br>Agency International                         | -                  | -                    | -              | -              |
| Kegiatan yang belum jelas<br>batasannya/Business Activities which<br>are not clearly<br>defined  | -                  | -                    | -              | -              |

Sumber/Source: Otoritas Jasa Keuangan/Indonesia Financial Services Authority

Lanjutan Tabel/*Continued Table* 9.1.5

| Lapangan Usaha<br>Industry   | Mei<br>May      | Juni<br>June    | Juli<br>July    | Agustus<br>August |
|--|-----------------|-----------------|-----------------|-------------------|
| (1)  | (6)             | (7)             | (8)             | (9)               |
| Pertanian, Perburuan, dan Kehutanan/Agricultures,Hunting, and Forestry   | 199.508.458,526 | 196.922.447,338 | 196.025.003,863 | ...               |
| Perikanan/Fishery  | 21.211.232,351  | 20.306.587,916  | 20.367.639,069  | ...               |
| PertambangandanPenggalian/<br>Mining and Quarrying   | 13.941.002,688  | 13.764.799,202  | 15.706.737,268  | ...               |
| IndustriPengolahan/Processing<br>Industry  | 124.356.115,169 | 121.044.228,726 | 121.285.008,302 | ...               |
| Listrik,Gas,danAir/Electricity,Gas,<br>and Water   | 1.151.501,066   | 1.100.905,151   | 1.136.482,801   | ...               |
| Konstruksi/Construction  | 5.053.696,975   | 5.174.189,575   | 4.997.643,900   | ...               |
| PerdaganganBesardanEceran/<br>Wholesale and Retail Trade   | 730.674.906,326 | 738.936.807,377 | 746.603.873,864 | ...               |
| PenyediaanAkomodasidanMakan<br>Minum/ProvisionofAccommodation<br>andtheProvisionofEatingand<br>Drinking                                  | 29.699.010,641  | 28.969.896,416  | 29.836.154,927  | ...               |
| Transportasi,Pergudangan,dan<br>Komunikasi/Transportation,<br>WarehousingandCommunications   | 20.871.541,738  | 20.760.979,109  | 20.706.588,517  | ...               |
| PerantaraKeuangan/Financial<br>Intermediaries  | 435.314,000     | 237.639,808     | 37.891,643      | ...               |
| RealEstate,UsahaPersewaan,<br>danJasaPerusahaan/RealEstate,<br>Business,Ownership,andBusiness<br>Services                                | 21.183.134,929  | 20.905.907,700  | 21.635.575,025  | ...               |
| AdministrasiPemerintahan,<br>Pertahanan,danJaminanSosial<br>Wajib/Government<br>Administration,Defense,and<br>Compulsory Social Security | -               | -               | -               | ...               |
| JasaPendidikan/EducationServices   | 101.672,611     | 99.106,344      | 96.511,313      | ...               |

Lanjutan Tabel/Continued Table 9.1.5

| Lapangan Usaha<br>Industry   | Mei<br>May     | Juni<br>June   | Juli<br>July   | Agustus<br>August |
|--|----------------|----------------|----------------|-------------------|
| (1)  | (6)            | (7)            | (8)            | (9)               |
| Jasa Kesehatan dan Kegiatan Sosial/<br>Health Services and Social Activities   | 2.843.863,621  | 2.787.147,424  | 2.711.681,635  | ...               |
| Jasa Kemasyarakatan, Sosial<br>Budaya, Hiburan, dan Perorangan<br>lainnya/Community, Sociocultural,<br>Entertainment, and Other Individual<br>Services | 90.666.082,625 | 90.424.877,278 | 90.207.303,836 | ...               |
| Jasa Perorangan yang Melayani<br>Rumah Tangga/Individual Services<br>which Serve<br>Households   | 2.401.541,544  | 2.343.060,433  | 2.284.173,904  | ...               |
| Badan Internasional dan Badan<br>Ekstra Internasional Lainnya/<br>International Agency and Other Extra<br>Agency International                         | -              | -              | -              | ...               |
| Kegiatan yang belum jelas<br>batasannya/Business Activities which<br>are not clearly<br>defined  | -              | -              | -              | ...               |

Sumber/Source: Otoritas Jasa Keuangan/Indonesia Financial Services Authority

Lanjutan Tabel/*Continued Table* 9.1.5

| Lapangan Usaha<br>Industry   | September<br>September | Oktober<br>October | November<br>November | Desember<br>December |
|--|------------------------|--------------------|----------------------|----------------------|
| (1)  | (10)                   | (11)               | (12)                 | (13)                 |
| Pertanian, Perburuan, dan Kehutanan/Agricultures,Hunting, and Forestry   | 200.098.414,141        | ...                | 202.347.940,654      | ...                  |
| Perikanan/Fishery  | 20.617.392,033         | ...                | 20.899.672,247       | ...                  |
| PertambangandanPenggalian/<br>Mining and Quarrying   | 14.914.163,409         | ...                | 14.720.944,494       | ...                  |
| IndustriPengolahan/Processing<br>Industry  | 121.772.418,512        | ...                | 118.864.020,516      | ...                  |
| Listrik,Gas,danAir/Electricity,Gas,<br>and Water   | 1.125.743,944          | ...                | 1.114.478,875        | ...                  |
| Konstruksi/Construction  | 4.670.519,489          | ...                | 5.028.703,889        | ...                  |
| PerdaganganBesardanEceran/<br>Wholesale and Retail Trade   | 759.171.001,713        | ...                | 770.341.307,551      | ...                  |
| PenyediaanAkomodasidanMakan<br>Minum/ProvisionofAccommodation<br>andtheProvisionofEatingand<br>Drinking                                  | 29.279.092,173         | ...                | 30.211.717,843       | ...                  |
| Transportasi,Pergudangan,dan<br>Komunikasi/Transportation,<br>WarehousingandCommunications   | 20.318.122,122         | ...                | 19.628.861,195       | ...                  |
| PerantaraKeuangan/Financial<br>Intermediaries  | 190.151,681            | ...                | 166.543,796          | ...                  |
| RealEstate,UsahaPersewaan,<br>danJasaPerusahaan/RealEstate,<br>Business,Ownership,andBusiness<br>Services                                | 21.608.293,795         | ...                | 22.359.213,997       | ...                  |
| AdministrasiPemerintahan,<br>Pertahanan,danJaminanSosial<br>Wajib/Government<br>Administration,Defense,and<br>Compulsory Social Security | 493.543,140            | ...                | 480.467,540          | ...                  |
| JasaPendidikan/EducationServices   | 254.590,752            | ...                | 243.682,657          | ...                  |

Lanjutan Tabel/Continued Table 9.1.5

| Lapangan Usaha<br>Industry   | September<br>September | Oktober<br>October | November<br>November | Desember<br>December |
|--|------------------------|--------------------|----------------------|----------------------|
| (1)  | (10)                   | (11)               | (12)                 | (13)                 |
| Jasa Kesehatan dan Kegiatan Sosial/<br>Health Services and Social Activities   | 2.393.445,909          | ...                | 2.183.812,207        | ...                  |
| Jasa Kemasyarakatan, Sosial<br>Budaya, Hiburan, dan Perorangan<br>lainnya/Community, Sociocultural,<br>Entertainment, and Other Individual<br>Services | 92.159.211,757         | ...                | 96.022.921,845       | ...                  |
| Jasa Perorangan yang Melayani<br>Rumah Tangga/Individual Services<br>which Serve<br>Households   | 2.249.890,221          | ...                | 2.156.896,250        | ...                  |
| Badan Internasional dan Badan<br>Ekstra Internasional Lainnya/<br>International Agency and Other Extra<br>Agency International                         | -                      | ...                | -                    | ...                  |
| Kegiatan yang belum jelas<br>batasannya/Business Activities which<br>are not clearly<br>defined  | -                      | ...                | -                    | ...                  |

Sumber/Source: Otoritas Jasa Keuangan/Indonesia Financial Services Authority

**Tabel**  
**Table** 9.1.6

**Posisi Pinjaman (Rupiah dan Valuta Asing) yang Diberikan oleh Bank Konvensional – Bank Persero Menurut Bulan dan Jenis Penggunaan di Kabupaten Magelang (ribu rupiah), 2024**

***Loan Position (Rupiahs and Foreign Currency) Provided by Conventional Banks– State Banks by Month and Type of Credit in Magelang Regency (thousand rupiahs), 2024***

| Bulan<br>Month      | Kredit Modal Kerja<br>Working Capital<br>Credit | Kredit Investasi<br>Investment Credit | Kredit Konsumsi<br>Consumption Credit |
|---------------------|---|---------------------------------------|---------------------------------------|
| (1)                 | (2)   | (3)                                   | (4)                                   |
| Januari/January     | 750.194.607,832                                 | 187.139.373,868                       | 63.115.920,518                        |
| Februari/February   | 753.633.776,384                                 | 191.217.472,359                       | 30.208.423,863                        |
| Maret/March         | 757.811.941,416                                 | 193.831.365,866                       | 30.832.924,443                        |
| April/April         | 748.724.223,018                                 | 193.423.849,063                       | 30.680.116,170                        |
| Mei/May             | 743.232.396,853                                 | 191.779.513,819                       | 30.238.623,676                        |
| Juni/June           | 746.264.081,689                                 | 189.686.958,813                       | 29.416.566,828                        |
| Juli/July           | 749.598.139,727                                 | 189.021.102,329                       | 29.604.343,160                        |
| Agustus/August      | ...   | ...                                   | ...                                   |
| September/September | 757.589.572,818                                 | 197.041.173,242                       | 29.050.415,374                        |
| Oktober/October     | 759.601.326,400                                 | 203.477.994,687                       | 28.184.302,662                        |
| November/November   | 756.034.480,695                                 | 203.938.389,314                       | 28.041.431,993                        |
| Desember/December   | ...   | ...                                   | ...                                   |

Sumber/Source: Otoritas Jasa Keuangan/Indonesia Financial Services Authority

**Tabel**  
**Table** 9.1.7

**Posisi Kredit Perbankan dalam Rupiah<sup>1</sup> yang Diberikan oleh Bank Perkreditan Rakyat (BPR) Konvensional pada Kelompok BPR/BPRS Menurut Bulan dan Jenis Penggunaan di Kabupaten Magelang (ribu rupiah), 2023**  
***Value of Bank Credits in Rupiahs<sup>1</sup> Given by Conventional-based Rural Banks in the BPR/BPRS Group by Month and Type of Credit in Magelang Regency (thousand rupiahs), 2023***

|      | Bulan<br>Month      | Kredit Modal Kerja<br>Working Capital<br>Credit | Kredit Investasi<br>Investment Credit | Kredit Konsumsi<br>Consumption Credit |
|------|---------------------|---|---------------------------------------|---------------------------------------|
|      | (1)                 | (2)   | (3)                                   | (4)                                   |
| 2023 | Januari/January     | 615.598.210                                     | 115.266.381                           | 697.886.173                           |
|      | Februari/February   | 621.619.490                                     | 111.071.971                           | 705.866.597                           |
|      | Maret/March         | 630.876.548                                     | 109.390.094                           | 709.397.024                           |
|      | April/April         | 636.535.006                                     | 105.681.519                           | 707.813.264                           |
|      | Mei/May             | 637.748.726                                     | 98.995.418                            | 704.952.461                           |
|      | Juni/June           | 640.546.675                                     | 107.420.370                           | 710.031.600                           |
|      | Juli/July           | 640.777.218                                     | 106.309.317                           | 718.645.279                           |
|      | Agustus/August      | 666.294.420                                     | 108.534.708                           | 722.562.957                           |
|      | September/September | 661.178.915                                     | 110.809.250                           | 731.348.187                           |
|      | Oktober/October     | 632.756.616                                     | 115.200.064                           | 731.954.471                           |
|      | November/November   | 629.925.231                                     | 128.606.862                           | 737.182.094                           |
|      | Desember/December   | 632.098.314                                     | 130.312.348                           | 737.630.474                           |
|      | Kabupaten Magelang  | 7.645.955.370                                   | 1.347.598.303                         | 8.615.270.579                         |

Catatan/Note: Kredit perbankan di Kabupaten Magelang hanya dalam rupiah/Bank Credits in Magelang Regency is only in rupiahs  
Data 2024 belum tersedia/ Data for 2024 is not yet available

Sumber/Source: Otoritas Jasa Keuangan/Indonesia Financial Services Authority

**Tabel**  
**Table** 9.1.8

**Posisi Kredit Perbankan dalam Rupiah<sup>1</sup> yang Diberikan oleh Bank Pembiayaan Rakyat (BPR) Syariah Kelompok BPR/BPRS Menurut Bulan dan Jenis Penggunaan di Kabupaten Magelang (ribu rupiah), 2023**  
***Value of Bank Credits in Rupiahs<sup>1</sup> Given by Syaria-based Rural Banks in the BPR/BPRS Group by Month and Type of Credit in Magelang Regency (thousand rupiahs), 2023***

|      | Bulan<br>Month      | Kredit Modal Kerja<br>Working Capital<br>Credit | Kredit Investasi<br>Investment Credit | Kredit Konsumsi<br>Consumption Credit |
|------|---------------------|---|---------------------------------------|---------------------------------------|
|      | (1)                 | (2)   | (3)                                   | (4)                                   |
| 2023 | Januari/January     | 15.298.690                                      | 2.706.902                             | 10.639.794                            |
|      | Februari/February   | 15.524.933                                      | 2.174.733                             | 10.588.176                            |
|      | Maret/March         | 15.805.575                                      | 2.247.593                             | 10.333.464                            |
|      | April/April         | 16.011.776                                      | 2.199.297                             | 10.144.642                            |
|      | Mei/May             | 17.299.854                                      | 2.085.964                             | 9.632.153                             |
|      | Juni/June           | 18.119.001                                      | 2.036.523                             | 9.787.038                             |
|      | Juli/July           | 17.786.426                                      | 2.001.448                             | 9.514.155                             |
|      | Agustus/August      | 18.629.911                                      | 1.959.199                             | 9.544.157                             |
|      | September/September | 20.230.059                                      | 1.918.462                             | 9.960.624                             |
|      | Oktober/October     | 20.145.987                                      | 1.875.195                             | 10.185.202                            |
|      | November/November   | 20.149.688                                      | 2.069.183                             | 10.393.626                            |
|      | Desember/December   | 20.329.615                                      | 3.039.465                             | 10.122.404                            |
|      | Kabupaten Magelang  | 215.331.514                                     | 26.313.965                            | 120.845.434                           |

Catatan/Note: Kredit perbankan di Kabupaten Magelang hanya dalam rupiah/Bank Credits in Magelang Regency is only in rupiahs.  
 Data 2024 belum tersedia/ Data for 2024 is not yet available

Sumber/Source: Otoritas Jasa Keuangan/Indonesia Financial Services Authority

**Tabel**  
**Table 9.1.9****Perkembangan Dana Pihak Ketiga Perbankan Menurut Jenisnya dan Bulan di Kabupaten Magelang (ribu rupiah), 2023****Bank Depositor Funds Development by Type of Fund and Month in Magelang Regency (thousand rupiahs), 2023**

| Jenis Dana<br>Type of Fund                                 | Januari<br>January   | Februari<br>February | Maret<br>March       | April<br>April       |
|--|----------------------|----------------------|----------------------|----------------------|
| (1)  | (2)                  | (3)                  | (4)                  | (5)                  |
| <b>Bank Umum<sup>1</sup> / Commercial Bank<sup>1</sup></b> |                      |                      |                      |                      |
| Giro/Demand Deposits                                       | 387.635,733          | 419.841,971          | 462.384,367          | 465.778,294          |
| Rupiah   | 387.635,733          | 419.841,971          | 462.384,367          | 465.778,294          |
| Valutaasing/Foreigntaxchange                               | –                    | –                    | –                    | –                    |
| Tabungan/Saving  | 1.197.342,497        | 1.190.634,695        | 1.183.585,138        | 1.319.868,186        |
| Rupiah   | 1.196.551,135        | 1.182.243,794        | 1.182.815,095        | 1.319.043,745        |
| Valutaasing/Foreigntaxchange                               | 791,362              | 8.390,901            | 770,043              | 824,441              |
| TabunganBerjangka/TimeDeposits                             | 248.365,514          | 252.824,842          | 252.532,638          | 283.121,751          |
| Rupiah   | 248.365,514          | 252.824,842          | 252.532,638          | 283.121,751          |
| Valutaasing/Foreigntaxchange                               | –                    | –                    | –                    | –                    |
| <b>Kabupaten Magelang</b>                                  | <b>1.833.343,744</b> | <b>1.863.301,508</b> | <b>1.898.502,143</b> | <b>2.068.768,231</b> |
| Rupiah   | 1.832.552,382        | 1.854.910,607        | 1.897.732,100        | 2.067.943,790        |
| Valuta asing/Foreign exchange                              | 791,362              | 8.390,901            | 770,043              | 824,441              |
| <b>BPR/BPRSyariah/RuralBank</b>                            |                      |                      |                      |                      |
| <b>BPRKonvensional/Conventional-based Rural Banks</b>      | <b>1.885.741,399</b> | <b>1.877.812,393</b> | <b>1.840.425,577</b> | <b>1.836.157,889</b> |
| Tabungan/Saving  | 989.600,519          | 987.802,490          | 952.050,946          | 949.999,086          |
| TabunganBerjangka/Time Deposits                            | 896.140,880          | 890.009,903          | 888.374,631          | 886.158,804          |
| <b>BPRSyariah/Syaria-basedRural Banks</b>                  | <b>34.413,106</b>    | <b>32.692,062</b>    | <b>30.951,172</b>    | <b>32.857,691</b>    |
| Tabungan/Saving  | 13.956,642           | 13.898,148           | 15.262,158           | 13.607,677           |
| TabunganBerjangka/Time Deposits                            | 20.456,464           | 18.793,914           | 15.689,014           | 19.250,014           |
| <b>Kabupaten Magelang</b>                                  | <b>1.920.154,505</b> | <b>1.910.504,455</b> | <b>1.871.376,749</b> | <b>1.869.015,580</b> |

Lanjutan Tabel/Continued Table 9.1.9

| Jenis Dana<br>Type of Fund                           | Mei<br>May    | Juni<br>June  | Juli<br>July  | Agustus<br>August |
|--|---------------|---------------|---------------|-------------------|
| (1)  | (6)           | (7)           | (8)           | (9)               |
| Bank Umum <sup>1</sup> /Commercial Bank <sup>1</sup> |               |               |               |                   |
| Giro/Demand Deposits                                 | 225.607,452   | 161.217,285   | 308.554,365   | 254.022,357       |
| Rupiah   | 225.607,452   | 161.217,285   | 308.554,365   | 254.022,357       |
| Valuta asing/Foreign exchange                        | -             | -             | -             | -                 |
| Tabungan/Saving                                      | 1.287.670,681 | 1.339.881,411 | 1.314.315,494 | 1.350.911,226     |
| Rupiah   | 1.286.835,844 | 1.339.025,274 | 1.313.543,019 | 1.350.154,545     |
| Valuta asing/Foreign exchange                        | 834,837       | 856,137       | 772,475       | 756,681           |
| Tabungan Berjangka/Time Deposits                     | 525.804,883   | 521.699,262   | 568.315,807   | 583.224,440       |
| Rupiah   | 525.804,883   | 521.699,262   | 568.315,807   | 583.224,440       |
| Valuta asing/Foreign exchange                        | -             | -             | -             | -                 |
| Kabupaten Magelang                                   | 2.039.083,016 | 2.022.797,958 | 2.191.185,666 | 2.188.158,023     |
| Rupiah   | 2.038.248,179 | 2.021.941,821 | 2.190.413,191 | 2.187.401,342     |
| Valuta asing/Foreign exchange                        | 834,837       | 856,137       | 772,475       | 756,681           |
| BPR/BPR Syariah / Rural Bank                         |               |               |               |                   |
| BPR Konvensional/Conventional-based Rural Banks      | 1.890.473,733 | 1.930.113,924 | 1.954.256,154 | 1.978.137,654     |
| Tabungan/Saving                                      | 986.344,802   | 1.011.361,942 | 1.033.623,960 | 1.055.223,447     |
| Tabungan Berjangka/Time Deposits                     | 904.128,931   | 918.751,981   | 920.632,195   | 922.914,207       |
| BPR Syariah/Syaria-based Rural Banks                 | 38.039,234    | 40.025,764    | 42.476,104    | 44.902,979        |
| Tabungan/Saving                                      | 17.092,220    | 18.814,750    | 20.362,590    | 21.628,865        |
| Tabungan Berjangka/Time Deposits                     | 20.947,014    | 21.211,014    | 22.113,514    | 23.274,114        |
| Kabupaten Magelang                                   | 1.928.512,967 | 1.970.139,687 | 1.996.732,258 | 2.023.040,633     |

Sumber/Source: Otoritas Jasa Keuangan/Indonesia Financial Services Authority

Lanjutan Tabel/Continued Table 9.1.9

| Jenis Dana<br>Type of Fund                                | September<br>September | Oktober<br>October   | November<br>November | Desember<br>December |
|---|------------------------|----------------------|----------------------|----------------------|
| (1)   | (10)                   | (11)                 | (12)                 | (13)                 |
| <b>BankUmum<sup>1</sup>/CommercialBank<sup>1</sup></b>    |                        |                      |                      |                      |
| Giro/Demand Deposits                                      | 209.058,237            | 344.538,474          | 232.398,382          | 250.001,640          |
| Rupiah  | 209.058,237            | 344.538,474          | 232.398,382          | 250.001,640          |
| Valutaasing/Foreignechange                                | -                      | -                    | -                    | -                    |
| Tabungan/Saving   | 1.320.577,214          | 1.288.790,887        | 1.367.535,294        | 1.361.286,379        |
| Rupiah  | 1.319.812,436          | 1.287.911,555        | 1.366.747,159        | 1.360.500,950        |
| Valutaasing/Foreignechange                                | 764,778                | 879,332              | 788,135              | 785,429              |
| TabunganBerjangka/TimeDeposits                            | 538.013,824            | 547.515,693          | 563.605,623          | 320.381,762          |
| Rupiah  | 538.013,824            | 547.515,693          | 563.605,623          | 320.381,762          |
| Valutaasing/Foreignechange                                | -                      | -                    | -                    | -                    |
| <b>Kabupaten Magelang</b>                                 | <b>2.067.649,275</b>   | <b>2.180.845,054</b> | <b>2.163.539,299</b> | <b>1.931.669,781</b> |
| Rupiah  | 2.066.884,497          | 2.179.965,722        | 2.162.751,164        | 1.930.884,352        |
| Valutaasing/Foreignechange                                | 764,778                | 879,332              | 788,135              | 785,429              |
| <b>BPR/BPR Syariah / Rural Bank</b>                       |                        |                      |                      |                      |
| <b>BPRKonvensional/Conventional-based<br/>Rural Banks</b> | <b>1.997.615,052</b>   | <b>2.000.210,951</b> | <b>2.018.990,335</b> | <b>2.084.023,284</b> |
| Tabungan/Saving   | 1.061.046,956          | 1.050.489,810        | 1.059.539,463        | 1.117.049,790        |
| TabunganBerjangka/TimeDeposits                            | 936.568,096            | 949.721,141          | 959.450,872          | 966.973,494          |
| <b>BPRSyariah/Syaria-basedRuralBanks</b>                  | <b>39.244,240</b>      | <b>38.945,254</b>    | <b>55.862,687</b>    | <b>38.426,583</b>    |
| Tabungan/Saving   | 18.108,226             | 18.447,040           | 18.594,237           | 17.703,369           |
| TabunganBerjangka/TimeDeposits                            | 21.136,014             | 20.498,214           | 37.268,450           | 20.723,214           |
| <b>Kabupaten Magelang</b>                                 | <b>2.036.859,292</b>   | <b>2.039.156,205</b> | <b>2.074.853,022</b> | <b>2.122.449,867</b> |

Catatan/Note: <sup>1</sup>Data mencakup Bank Umum Konvensional dan Bank Umum Syariah/Data cover Conventional and Sharia-based Commercial Banks

<sup>2</sup> Semua dalam mata uang rupiah/All in rupiahs currency

Data 2024 belum tersedia/ Data for 2024 is not yet available

Sumber/Source: Otoritas Jasa Keuangan/Indonesia Financial Services Authority

## 9.2 KOPERASI COOPERATIVE

**Tabel** 9.2.1 **Jumlah Koperasi Aktif Menurut Kecamatan di Kabupaten Magelang, 2021–2024**  
*Number of Active Cooperative by Subdistrict in Magelang Regency, 2021–2024*

| Kecamatan<br>Subdistrict | 2021       | 2022       | 2023       | 2024       |
|--------------------------|------------|------------|------------|------------|
| (1)                      | (2)        | (3)        | (4)        | (5)        |
| 1 Salaman                | 21         | 20         | 21         | 23         |
| 2 Borobudur              | 19         | 14         | 16         | 19         |
| 3 Ngluwar                | 7          | 3          | 3          | 3          |
| 4 S a l a m              | 17         | 12         | 12         | 14         |
| 5 Srumbung               | 11         | 9          | 9          | 9          |
| 6 D u k u n              | 5          | 10         | 11         | 11         |
| 7 Muntilan               | 26         | 21         | 21         | 24         |
| 8 Mungkid                | 17         | 18         | 19         | 19         |
| 9 Sawangan               | 6          | 8          | 8          | 8          |
| 10 Candimulyo            | 2          | 6          | 6          | 6          |
| 11 Mertoyudan            | 35         | 31         | 33         | 40         |
| 12 Tempuran              | 10         | 8          | 8          | 8          |
| 13 Kajoran               | 3          | 3          | 3          | 4          |
| 14 Kaliangkrik           | 2          | 5          | 5          | 5          |
| 15 Bandongan             | 6          | 7          | 8          | 9          |
| 16 Windusari             | 4          | 4          | 4          | 4          |
| 17 Secang                | 16         | 16         | 17         | 19         |
| 18 Tegalrejo             | 2          | 3          | 4          | 4          |
| 19 Pakis                 | 2          | 4          | 4          | 4          |
| 20 Grabag                | 3          | 7          | 7          | 7          |
| 21 Ngablak               | 1          | 3          | 3          | 4          |
| <b>Jumlah/Total</b>      | <b>215</b> | <b>212</b> | <b>222</b> | <b>244</b> |

Catatan: Jumlah koperasi yang aktif dan dibawah binaan Dinas Perdagangan Koperasi, Usaha Kecil, dan Menengah Kabupaten Magelang/Active Cooperative in built by Department of Trade, Cooperatives, Small and Medium Enterprises of Magelang Regency

Sumber/Source: Dinas Perdagangan Koperasi, Usaha Kecil dan Menengah Kabupaten Magelang/Department of Trade, Cooperatives, Small, and Medium Enterprises of Magelang Regency

**Tabel** 9.2.2  
**Table**

**Jumlah Koperasi Menurut Jenis Koperasi Berdasarkan Status Anggotanya dan Kecamatan di Kabupaten Magelang, 2024**

**Number of Cooperative by Kind of Cooperative by Status of Members and Subdistrict in Magelang Regency, 2024**

| Kecamatan<br>Subdistrict  | Jenis Koperasi/ Kind of Cooperative |           |           |          |                  | Jumlah<br>Total |
|---------------------------|-------------------------------------|-----------|-----------|----------|------------------|-----------------|
|                           | KUD                                 | KPRI      | KOPKAR    | KOPPAS   | Lainnya<br>Other |                 |
| (1)                       | (2)                                 | (3)       | (4)       | (5)      | (6)              | (7)             |
| 1 Salaman                 | 2                                   | 6         | –         | –        | 37               | 45              |
| 2 Borobudur               | 1                                   | 1         | 5         | 2        | 35               | 44              |
| 3 Ngluwar                 | 1                                   | 1         | –         | –        | 6                | 8               |
| 4 Salam                   | 1                                   | 3         | 1         | –        | 32               | 37              |
| 5 Srumbung                | 1                                   | 2         | –         | –        | 19               | 22              |
| 6 Dukun                   | 1                                   | 2         | –         | 1        | 18               | 22              |
| 7 Muntilan                | 2                                   | 7         | 7         | 1        | 60               | 77              |
| 8 Mungkid                 | 2                                   | 15        | 9         | –        | 45               | 71              |
| 9 Sawangan                | 1                                   | 3         | 1         | –        | 14               | 19              |
| 10 Candimulyo             | 1                                   | 1         | –         | –        | 9                | 11              |
| 11 Mertoyudan             | 1                                   | 8         | 9         | –        | 74               | 92              |
| 12 Tempuran               | 1                                   | 2         | 9         | –        | 13               | 25              |
| 13 Kajoran                | 1                                   | 1         | –         | 1        | 19               | 22              |
| 14 Kaliangkrik            | 1                                   | 2         | –         | –        | 14               | 17              |
| 15 Bandongan              | 1                                   | 2         | 1         | –        | 16               | 20              |
| 16 Windusari              | 1                                   | 2         | –         | –        | 7                | 10              |
| 17 Secang                 | 2                                   | 2         | 1         | –        | 50               | 55              |
| 18 Tegalrejo              | 1                                   | 2         | –         | –        | 10               | 13              |
| 19 Pakis                  | 1                                   | 1         | –         | –        | 13               | 15              |
| 20 Grabag                 | 1                                   | 2         | 1         | 3        | 18               | 25              |
| 21 Ngablak                | 1                                   | 1         | –         | –        | 13               | 15              |
| <b>Kabupaten Magelang</b> | <b>25</b>                           | <b>66</b> | <b>44</b> | <b>8</b> | <b>522</b>       | <b>665</b>      |

Catatan : Jumlah Koperasi baik aktif maupun tidak aktif dibawah binaan Pusat, Provinsi dan Kabupaten  
 Sumber/Source: Dinas Perdagangan Koperasi Usaha Kecil dan Menengah Kabupaten Magelang/Department of Trade Cooperatives, Small, and Medium Enterprises of Magelang Regency

**Tabel**  
**Table 9.2.3****Jumlah Koperasi Menurut Jenis Usahanya dan Kecamatan di Kabupaten Magelang, 2024**  
**Number of Cooperative by Kind of Business and Subdistrict in Magelang Regency, 2024**

| Kecamatan<br>Subdistrict      | Jenis Koperasi/ Kind of Cooperative |                          |  |                         |                  | Jumlah<br>Total |
|-------------------------------|-------------------------------------|--------------------------|--|-------------------------|------------------|-----------------|
|                               | Produksi/<br>Production             | Konsumsi/<br>Consumption | Simpan<br>Pinjam/<br>Savings and<br>Loan | Pemasaran/<br>Marketing | jasa/<br>Service |                 |
| (1)                           | (2)                                 | (3)                      | (4)                                      | (5)                     | (6)              | (7)             |
| 1 Salaman                     | 7                                   | 20                       | 14                                       | 3                       | 1                | 45              |
| 2 Borobudur                   | 3                                   | 22                       | 12                                       | 4                       | 3                | 44              |
| 3 Ngluwar                     | 4                                   | 3                        | 1  | –                       | –                | 8               |
| 4 Salam                       | 5                                   | 24                       | 8  | –                       | 0                | 37              |
| 5 Srumbung                    | 1                                   | 17                       | 3  | –                       | 1                | 22              |
| 6 Dukun                       | 6                                   | 9                        | 4  | 1                       | 2                | 22              |
| 7 Muntilan                    | 9                                   | 46                       | 19                                       | 1                       | 2                | 77              |
| 8 Mungkid                     | 4                                   | 55                       | 12                                       | –                       | –                | 71              |
| 9 Sawangan                    | 6                                   | 12                       | –  | –                       | 1                | 19              |
| 10 Candimulyo                 | 3                                   | 5                        | –  | 1                       | 2                | 11              |
| 11 Mertoyudan                 | 6                                   | 55                       | 29                                       | –                       | 2                | 92              |
| 12 Tempuran                   | 3                                   | 19                       | 3  | –                       | 0                | 25              |
| 13 Kajoran                    | 3                                   | 14                       | 3  | 1                       | 1                | 22              |
| 14 Kaliangkrik                | 2                                   | 15                       | –  | –                       | –                | 17              |
| 15 Bandongan                  | 3                                   | 10                       | 6  | –                       | 1                | 20              |
| 16 Windusari                  | 3                                   | 0                        | 2  | 5                       | –                | 10              |
| 17 Secang                     | 7                                   | 32                       | 16                                       | –                       | –                | 55              |
| 18 Tegalrejo                  | 1                                   | 10                       | 2  | –                       | 0                | 13              |
| 19 Pakis                      | 4                                   | 10                       | 1  | –                       | –                | 15              |
| 20 Grabag                     | 4                                   | 12                       | 6  | 3                       | 0                | 25              |
| 21 Ngablak                    | 4                                   | 9                        | –  | 1                       | 1                | 15              |
| <b>Kabupaten<br/>Magelang</b> | <b>34</b>                           | <b>399</b>               | <b>141</b>                               | <b>20</b>               | <b>17</b>        | <b>665</b>      |

Sumber/Source: Dinas Perdagangan, Koperasi, Usaha Kecil dan Menengah Kabupaten Magelang/Department of Trade, Cooperatives, Small, and Medium Enterprises of Magelang Regency

**Tabel 9.2.4**      **Profil Koperasi Menurut Jenis Koperasi di Kabupaten**  
**Table**            **Magelang, 2024**  
**Profile of Cooperative by Type of Cooperative in Magelang**  
**Regency, 2024**

| Jenis Koperasi<br>Type of Cooperative | Jumlah<br>Total | Anggota<br>Member | Modal<br>(Juta Rp) | Vol Usaha<br>(Juta Rp) | SHU<br>(Juta Rp) |
|---------------------------------------|-----------------|-------------------|--------------------|------------------------|------------------|
| (1)                                   | (2)             | (3)               | (4)                | (5)                    | (6)              |
| <b>A Koperasi Pertanian</b>           |                 |                   |                    |                        |                  |
| 1 KUD                                 | 25              | 8 656             | 11.627             | 5.054                  | 82               |
| 2 Kop Pertanian                       | 42              | 294               | 2.830              | 1.904                  | 78               |
| 3 Kop Peternakan                      | 4               | 142               | 115                | 1.445                  | 28               |
| 4 Kop Perkebunan                      | 1               | –                 | –                  | –                      | –                |
| 5 Kop Perikanan                       | –               | –                 | –                  | –                      | –                |
| 6 Koppontren                          | 35              | 30                | 89                 | 80                     | 0,4              |
| 7 Kop Lainnya                         | –               | –                 | –                  | –                      | –                |
| <b>B Koperasi Non Pertanian</b>       |                 |                   |                    |                        |                  |
| 1 Kopinkra                            | 5               | –                 | –                  | –                      | –                |
| 2 Kopti                               | 1               | 334               | 1.443              | 5.845                  | 41               |
| 3 KPRI                                | 66              | 8 997             | 159.677            | 83.351                 | 2.663            |
| 4 Kop Karyawan                        | 44              | 8 719             | 41.743             | 33.447                 | 1.703            |
| 5 Kop Angkatan Darat                  | 2               | 39                | 337                | 524                    | 32               |
| 6 Kop Angkatan Laut                   | –               | –                 | –                  | –                      | –                |
| 7 Kop Angkatan Udara                  | –               | –                 | –                  | –                      | –                |
| 8 Primkoppol/Kepolisian               | 1               | 965               | 16.180             | 15.167                 | 1.184            |
| 9 Kop Serba Usaha                     | 196             | 1 659             | 8.928              | 13.719                 | 61               |
| 10 Kop Pedagang Pasar                 | 8               | –                 | –                  | –                      | –                |
| 11 Kop Angkutan Darat                 | 9               | 344               | 733                | 261                    | 36               |
| 12 Kop Angkutan Laut                  | –               | –                 | –                  | –                      | –                |
| 13 Kop Wisata                         | 3               | 519               | 1.387              | 1.589                  | 236              |
| 14 Kop Telkom                         | –               | –                 | –                  | –                      | –                |
| 15 KBPR                               | –               | –                 | –                  | –                      | –                |
| 16 Kop Wanita                         | 8               | 381               | 2.435              | 2.351                  | 42               |
| 17 Kop Profesi                        | –               | –                 | –                  | –                      | –                |
| 18 Kop Veteran                        | –               | –                 | –                  | –                      | –                |
| 19 Kop Wredatama                      | 5               | 179               | 676                | 713                    | 24               |
| 20 Kop Pepabri                        | –               | –                 | –                  | –                      | –                |
| 21 Kop Mahasiswa                      | –               | –                 | –                  | –                      | –                |
| 22 Kop Pemuda                         | 3               | –                 | –                  | –                      | –                |

Lanjutan Tabel/*Continued Table* 9.2.4

| Jenis Koperasi<br>Type of Cooperative | Jumlah<br>Total | Anggota<br>Member | Modal<br>(Juta Rp) | VolUsaha<br>(Juta Rp) | SHU<br>(Juta Rp) |        |
|---------------------------------------|-----------------|-------------------|--------------------|-----------------------|------------------|--------|
| (1)                                   | (2)             | (3)               | (4)                | (5)                   | (6)              |        |
| 23 KopPertambangan                    | –               | –                 | –                  | –                     | –                |        |
| 24 KopPedKakiLima                     | 2               | –                 | –                  | –                     | –                |        |
| 25 KoplamuGendong                     | 1               | –                 | –                  | –                     | –                |        |
| 26 Kop Lainnya                        | 72              | 2.821             | 5.931              | 4.395                 | 134              |        |
| 27 Kop Persusuan                      | –               | –                 | –                  | –                     | –                |        |
| <b>C Koperasi Simpan Pinjam</b>       |                 |                   |                    |                       |                  |        |
| 1 KopSimpanPinjam                     | 104             | 37.864            | 122.176            | 114.617               | 2.340            |        |
| 2 KBPR                                | 29              | 116.652           | 465.000            | 204.909               | 2.322            |        |
| Jumlah/Total                          | 2024            | 666               | 188.595            | 841.307               | 489.370          | 11.006 |
|                                       | 2023            | 503               | 285.205            | 656.169               | 447.951          | 13.897 |

Sumber/Source: Dinas Perdagangan Koperasi, Usaha Kecil dan Menengah Kabupaten Magelang/Department of Trade, Cooperatives, Small, and Medium Enterprises of Magelang Regency

### 9.3 HARGA-HARGA PRICES

**Tabel** 9.3.1 **Laju Inflasi Harga Konsumen Menurut Bulan di Indonesia dan Provinsi Jawa Tengah (2018 = 100), 2024**  
**Table** *Inflation Rate by Month of Indonesia and Jawa Tengah Province (2018 = 100), 2024*

| Bulan<br>Month      | Indonesia | Provinsi Jawa Tengah<br>Jawa Tengah Province |
|---------------------|-----------|--|
| (1)                 | (2)       | (3)  |
| Januari/January     | 0,04      | -0,08  |
| Februari/February   | 0,37      | 0,57   |
| Maret/March         | 0,52      | 0,6  |
| April/April         | 0,25      | 0,2  |
| Mei/May             | -0,03     | -0,22  |
| Juni/June           | -0,08     | -0,28  |
| Juli/July           | -0,18     | -0,13  |
| Agustus/August      | -0,03     | -0,07  |
| September/September | -0,12     | 0,05   |
| Oktober/October     | 0,08      | 0,19   |
| November/November   | 0,3       | 0,26   |
| Desember/December   | 0,44      | 0,57   |
| Year on Year 2024   | 1,57      | 1,67   |
| Year on Year 2023   | 2,61      | 2,89   |

Sumber/Source: BadanPusatStatistik,SurveiHargaKonsumen/BPS-StatisticsIndonesia,ConsumerPriceSurvey



# 10

## BAB

# PENGELUARAN PENDUDUK

*Population Expenditures*

Pengeluaran penduduk menurut kelompok makanan dan non makanan di Kabupaten Magelang



Pengeluaran Rata-rata Perkapita Sebulan Menurut Kelompok Makanan

2020 RP 433.844,00

2021 RP 457.815,00

2022 RP 473.596,00

2023 RP 526.545,00

2024 RP 541.314,00

Pengeluaran Rata-rata Perkapita Sebulan Menurut Kelompok Non Makanan

2020 RP 477.407,00

2021 RP 490.089,00

2022 RP 457.014,00

2023 RP 516.558,00

2024 RP 507.132,00





**PENJELASAN TEKNIS**

1. Pengeluaran rata-rata per kapita adalah biaya yang dikeluarkan untuk konsumsi semua anggota rumah tangga selama sebulan baik yang berasal dari pembelian, pemberian maupun produksi sendiri dibagi dengan banyaknya anggota rumah tangga dalam rumah tangga tersebut.
2. Konsumsi rumah tangga dibedakan atas konsumsi makanan dan bukan makanan tanpa memperhatikan asal barang dan terbatas pada pengeluaran untuk kebutuhan rumah tangga saja, tidak termasuk konsumsi/ pengeluaran untuk keperluan usaha atau yang diberikan kepada pihak lain.
3. Pengeluaran untuk konsumsi makanan dihitung selama seminggu terakhir, sedangkan konsumsi bukan makanan dihitung sebulan dan setahun terakhir. Baik konsumsi makanan maupun bukan makanan selanjutnya dikonversikan ke dalam pengeluaran rata-rata sebulan. Angka-angka konsumsi/ pengeluaran rata-rata per kapita yang disajikan ini diperoleh dari hasil bagi jumlah konsumsi seluruh rumah tangga (baik mengkonsumsi makanan maupun tidak) terhadap jumlah penduduk.

**TECHNICAL NOTES**

1. *Per capita Average Expenditure is the cost spent for all household members consumption during the month, whether from purchasing, giving or own production, divided by the number of household members in the household.*
2. *Household consumption is distinguished on the consumption of food and non food regardless of the origin of goods and limited to expenditures for household needs alone, excluding the consumption/ expenditure for business purposes or given to other parties.*
3. *Spending on food consumption is calculated over the past week, while the non-food consumption is calculated month and last year. Neither the consumption of food and non-food subsequently converted into the average monthly expenditure. Figures consumption/ average spending per capita is presented is obtained from the quotient of the sum of consumption across households (both consume food or not) of the total population.*

**ULASAN****DESCRIPTION**

Besarnya pendapatan yang diterima rumah tangga dapat menggambarkan kesejahteraan suatu masyarakat. Namun data pendapatan yang akurat sulit diperoleh, sehingga dalam kegiatan Susenas data ini didekati melalui data pengeluaran rumah tangga.

*The income of household structure can show the public welfare. As the accurate data of income is got difficulty, in the National Socio Economic Survey (Susenas) we approach it through the household expenditure.*

Pengeluaran rumah tangga yang terdiri dari pengeluaran makanan dan bukan makanan dapat menggambarkan bagaimana penduduk mengalokasikan kebutuhan rumah tangganya. Walaupun harga antar daerah berbeda, namun nilai pengeluaran rumah tangga masih dapat menunjukkan perbedaan tingkat kesejahteraan penduduk antar kecamatan khususnya dilihat dari segi ekonomi.

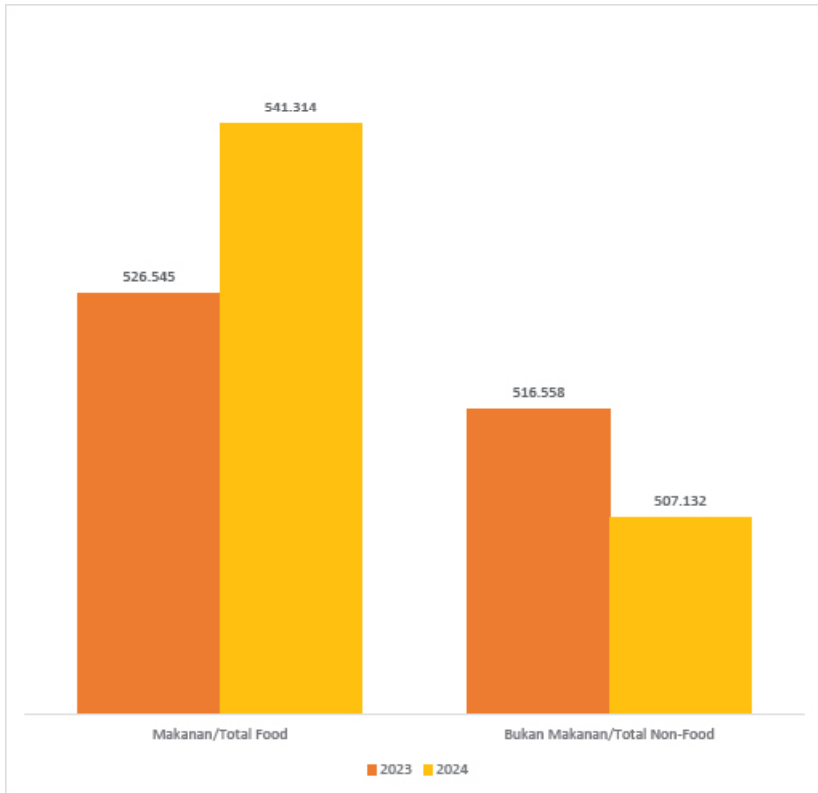
*The household expenditure, which we classify into food and non-food consumption expenditure, suggests how people to allocate their household needs. Although the interregional prices are different based on an economic side, the household expenditures can depict welfare stages between regions.*

Rata-rata pengeluaran per kapita sebulan penduduk Kabupaten Magelang tahun 2024 tercatat sebesar 1.048.446 rupiah per kapita per bulan. Pengeluaran per kapita untuk kebutuhan makanan sebesar 541.314 rupiah sedangkan untuk kelompok non makanan sebesar 507.132 rupiah.

*In 2024, the average expenditure per capita per month in Magelang Regency was recorded at 1,048,446 rupiahs per capita per month. The expenditure used for food consumption was recorded at 541,314 rupiahs while the expenditure used for non food was recorded at 507,132 rupiahs.*

Dari data tersebut secara keseluruhan pola pengeluaran penduduk tahun 2024 sebagian besar digunakan untuk pengeluaran non-makanan yakni sebesar 50,48 %.

*From these data, the overall pattern of population expenditure in 2024 is dominated by non-food expenditure, reach 50,48 %.*



Sumber/Source : Badan Pusat Statistik, Survei Sosial Ekonomi Nasional (Susenas) Maret/BPS-Statistics Indonesia, National Socioeconomic Survey March

**Gambar** 10.1  
**Figures**

**Rata-rata Pengeluaran per Kapita Sebulan Makanan dan Bukan Makanan di Kabupaten Magelang (rupiah), 2023–2024**  
**Monthly Average of Food and Non Food Expenditure per Capita in Magelang Regency, 2023–2024**

**Tabel**  
**Table** 10.1**Rata-rata Pengeluaran per Kapita Sebulan Menurut Kelompok Komoditas di Kabupaten Magelang (rupiah), 2023 dan 2024**  
**Monthly Average Expenditure per Capita by Commodity Group in Magelang Regency (rupiahs), 2023 and 2024**

| Kelompok.Komoditas/Commodity.Group                                    | 2023             | 2024             |
|---|------------------|------------------|
| (1)   | (2)              | (3)              |
| Makanan/Food  |                  |                  |
| Padi-padian/Cereals   | 62.008           | 69.013           |
| Umbi-umbian/Tubers  | 5.758            | 4.563            |
| Ikan/udang/cumi/kerang/Fish/shrimp/commonsquid/shells                 | 14.865           | 14.830           |
| Daging/Meat   | 27.380           | 24.913           |
| Telur dan susu/Eggs and milk  | 26.536           | 26.400           |
| Sayur-sayuran/Vegetables  | 45.217           | 43.034           |
| Kacang-kacangan/Legumes   | 16.236           | 14.279           |
| Buah-buahan/Fruits  | 28.970           | 30.799           |
| Minyak dan kelapa/Oil and coconut                                     | 15.256           | 13.655           |
| Bahan minuman/Beverage stuffs   | 24.658           | 23.203           |
| Bumbu-bumbuan/Spices  | 11.264           | 10.140           |
| Konsumsi lainnya/Miscellaneous food items                             | 11.979           | 10.481           |
| Makanandanminumanjadi/Preparedfoodandbeverages                        | 161.194          | 179.812          |
| Rokok/Cigarettes  | 75.225           | 76.191           |
| <b>Jumlah makanan/Total food</b>                                      | <b>526.545</b>   | <b>541.314</b>   |
| Perumahan dan fasilitas rumah tangga/Housing and household facilities | 242.246          | 231.031          |
| Aneka komoditas dan jasa/Goods and services                           | 118.899          | 128.317          |
| Pakaian, alas kaki, dan tutup kepala/Clothing, footwear, and headgear | 29.651           | 28.834           |
| Komoditas tahan lama/Durable goods                                    | 59.047           | 56.325           |
| Pajak, pungutan, dan asuransi/Taxes and insurance                     | 44.030           | 45.181           |
| Keperluan pesta dan upacara/kenduri/Parties and ceremonies            | 22.685           | 17.444           |
| <b>Jumlah bukan makanan/Total non-food</b>                            | <b>516.558</b>   | <b>507.132</b>   |
| <b>Kabupaten Magelang</b>   | <b>1.043.103</b> | <b>1.048.446</b> |

Sumber/Source: Badan Pusat Statistik, Survei Sosial Ekonomi Nasional (Susenas) Maret/BPS-Statistic Indonesia National Socioeconomic Survey March

**Tabel**  
**Table** 10.2

**Persentase Pengeluaran per Kapita Sebulan Menurut Kelompok Komoditas di Kabupaten Magelang, 2023 dan 2024**

**Percentage of Monthly Expenditure per Capita by Commodity Group in Magelang Regency, 2023 and 2024**

| Kelompok Komoditas/Commodity Group                                    | 2023          | 2024          |
|---|---------------|---------------|
| (1)   | (2)           | (3)           |
| <b>Makanan/Food</b>   |               |               |
| Padi-padian/Cereals   | 5,94          | 6,58          |
| Umbi-umbian/Tubers  | 0,55          | 0,44          |
| Ikan/udang/cumi/kerang/Fish/shrimp/commonsquid/shells                 | 1,43          | 1,41          |
| Daging/Meat   | 2,62          | 2,38          |
| Telur dan susu/Eggs and milk  | 2,54          | 2,52          |
| Sayur-sayuran/Vegetables  | 4,33          | 4,10          |
| Kacang-kacangan/Legumes   | 1,56          | 1,36          |
| Buah-buahan/Fruits  | 2,78          | 2,94          |
| Minyak dan kelapa/Oil and coconut                                     | 1,46          | 1,30          |
| Bahan minuman/Beverage stuffs   | 2,36          | 2,21          |
| Bumbu-bumbuan/Spices  | 1,08          | 0,97          |
| Konsumsi lainnya/Miscellaneous food items                             | 1,15          | 1,00          |
| Makanandanminumanjadi/Preparedfoodandbeverages                        | 15,45         | 17,15         |
| Rokok/Cigarettes  | 7,21          | 7,27          |
| <b>Jumlah makanan/Total food</b>                                      | <b>50,48</b>  | <b>51,63</b>  |
| <b>Bukan makanan/Non-food</b>   |               |               |
| Perumahan dan fasilitas rumah tangga/Housing and household facilities | 23,22         | 22,04         |
| Aneka komoditas dan jasa/Goods and services                           | 11,40         | 12,24         |
| Pakaian, alas kaki, dan tutup kepala/Clothing, footwear, and headgear | 2,84          | 2,75          |
| Komoditas tahan lama/Durable goods                                    | 5,66          | 5,37          |
| Pajak, pungutan, dan asuransi/Taxes and insurance                     | 4,22          | 4,31          |
| Keperluan pesta dan upacara/kenduri/Parties and ceremonies            | 2,17          | 1,66          |
| <b>Jumlah bukan makanan/Total non-food</b>                            | <b>49,52</b>  | <b>48,37</b>  |
| <b>Kabupaten Magelang</b>   | <b>100,00</b> | <b>100,00</b> |

Sumber/Source: Badan Pusat Statistik (Survei Sosial Ekonomi Nasional (Susenas) Maret/BPS-Statistic Indonesia National Socioeconomic Survey March

**Tabel**  
**Table** 10.3

**Distribusi Rata-rata Pengeluaran per Kapita Menurut Kriteria Bank Dunia di Kabupaten Magelang (persentase), 2024**  
*Distribution Average Expenditure Per Capita by criteria for the World Bank in Magelang Regency (percentase), 2024*

| Distribusi Pengeluaran<br>Distribution of Expenditure                            | 2024          |
|--|---------------|
| (1)  | (3)           |
| 40persenpendudukberpendapatanrendah/40 percent of the population is low income   | 14,27         |
| 40persenpendudukberpendapatanmenengah/40 percent of the middle income population | 26,89         |
| 20persenpendudukberpendapatantinggi/20 percent of the population is high income  | 58,84         |
| <b>Kabupaten Magelang</b>  | <b>100,00</b> |

Sumber/Source: Badan Pusat Statistik, Survei Sosial Ekonomi Nasional (Susenas) Maret/BPS-Statistics Indonesia National Socioeconomic Survey March

# 11

## BAB

# PERDAGANGAN

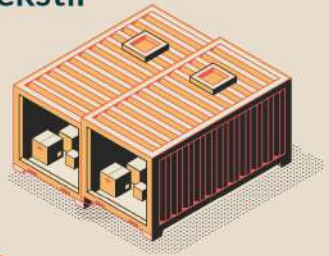
Trading

Ekspor terbesar tahun 2024 berasal dari komoditas Benang Tekstil  
*The largest export in 2024 came from processed wood commodity*

**US\$ 59,17** juta

**Benang Tekstil**

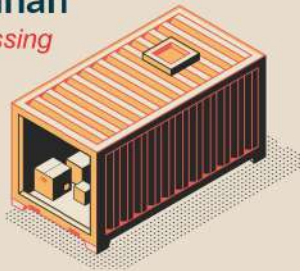
*Textile Yarn*



**US\$ 41,52** juta

**Kayu Olahan**

*Wood Processing*



**US\$ 8,36** juta

**Rempah Rempah**

*Herbs and spices*





**PENJELASAN TEKNIS**

**TECHNICAL NOTES**

- |   |  |
|---|--|
| <p>1. Sistem pencatatan Statistik Ekspor dan Impor adalah “General Trade” dengan wilayah pencatatan meliputi seluruh wilayah kepabeanaan Indonesia.</p>   | <p>1. <i>The recording of export and import statistics is based on General Trade System covering all Indonesian customs areas.</i></p>   |
| <p>2. Pengesahan dokumen kepabeanaan ekspor dan impor dilakukan oleh Bea dan Cukai berdasarkan Persetujuan Muat/Bongkar Barang.</p>   | <p>2. <i>The legalization of customs export and import documents is conducted by the Customs and Excise Office.</i></p>  |
| <p>3. Data ekspor berasal dari dokumen kepabeanaan BC 3.0 atau yang disebut dokumen Pemberitahuan Ekspor Barang (PEB) yang diisi oleh eksportir.</p>  | <p>3. <i>The export data are compiled based on customs export documents BC 3.0 or known as Export Declarations (PEB), filled by exporters.</i></p>   |
| <p>4. Data impor berasal dari dokumen kepabeanaan BC 2.0 atau yang disebut dokumen Pemberitahuan Impor Barang (PIB), Pemberitahuan Impor Barang Khusus (PIBK), Pemberitahuan Pabeaan Free Trade Zone (PPFTZ) dan dokumen kepabeanaan BC 2.3 yang mencatat impor barang dari Luar Negeri ke Kawasan Berikat.</p> | <p>4. <i>The import data are compiled based on customs import documents BC 2.0 or known as Import Declarations Form (PIB), Import Declarations Form for Special Commodity (PIBK), Customs Declaration Form for Free Trade Zone (PPFTZ), and customs import documents BC 2.3 which records import goods from foreign country to Bounded Zones Area.</i></p> |
| <p>5. Barang-barang yang dikirim ke luar negeri untuk diolah dicatat sebagai ekspor, sedangkan hasil olahan yang dikembalikan ke Indonesia dicatat sebagai impor.</p>   | <p>5. <i>Goods send abroad for processing purposes are recorded as export while its product sent to Indonesia are recorded as import.</i></p>  |
| <p>6. Barang-barang luar negeri yang diolah di dalam negeri dicatat sebagai barang impor meskipun barang olahan tersebut akan kembali ke luar negeri.</p>   | <p>6. <i>Foreign goods processed in Indonesia are still recorded as imports although the products will be sent to abroad.</i></p>  |

- |   |  |
|---|--|
| <p>7. Barang-barang yang tidak dicakup dalam pencatatan:</p> <ol style="list-style-type: none"> <li>a. Pakaian dan barang-barang perhiasan penumpang.</li> <li>b. Barang-barang bawaan penumpang dari/ke luar negeri untuk dipakai sendiri, kecuali lemari es, pesawat televisi, dan sebagainya.</li> <li>c. Barang-barang untuk keperluan perwakilan kedutaan suatu negara.</li> <li>d. Barang-barang ekspedisi dan ekshibisi atau pameran.</li> <li>e. Barang-barang untuk militer yang diimpor langsung oleh angkatan bersenjata</li> <li>f. Pembungkus/peti kemas untuk diisi kembali.</li> <li>g. Uang dan surat-surat berharga.</li> <li>h. Barang-barang contoh</li> </ol> <p>8. Sistem pengolahan dokumen impor/ekspor Indonesia adalah sistem "Carry Over" yaitu dokumen ditunggu selama satu bulan, setelah bulan berjalan, sedangkan dokumen-dokumen yang terlambat akan diolah pada bulan berikutnya. Dengan demikian dokumen bulan-bulan sebelumnya yang terlambat diterima dan masuk pada bulan berjalan, diperlakukan sebagai dokumen bulan pengolahan.</p> <p>9. Jenis komoditi adalah barang ekspor yang dicatat sesuai kode Harmonized System (HS).</p> | <p>7. <i>The following goods are not included in the statistics:</i></p> <ol style="list-style-type: none"> <li>a. <i>Clothings and passengers' jewelry.</i></li> <li>b. <i>Luggage of passengers for own use, except refrigerators, television sets, etc.</i></li> <li>c. <i>Goods imported/exported for the use of foreign representative countries/embassies.</i></li> <li>d. <i>Goods for expeditions, and shows or exhibitions.</i></li> <li>e. <i>Military goods directly imported by the Armed Forces.</i></li> <li>f. <i>Packings/containers to be refilled.</i></li> <li>g. <i>Bank notes and securities</i></li> <li>h. <i>Sample goods</i></li> </ol> <p>8. <i>The carry-over system is used in processing Indonesian export and import documents. Documents are processed one month after the current month, while those received later will be processed for the succeeding month. This means previous documents received in the current month will be treated as processed documents.</i></p> <p>9. <i>Type commodity is exported goods recorded based on Harmonized System (HS) code.</i></p> |
|---|--|

**ULASAN**

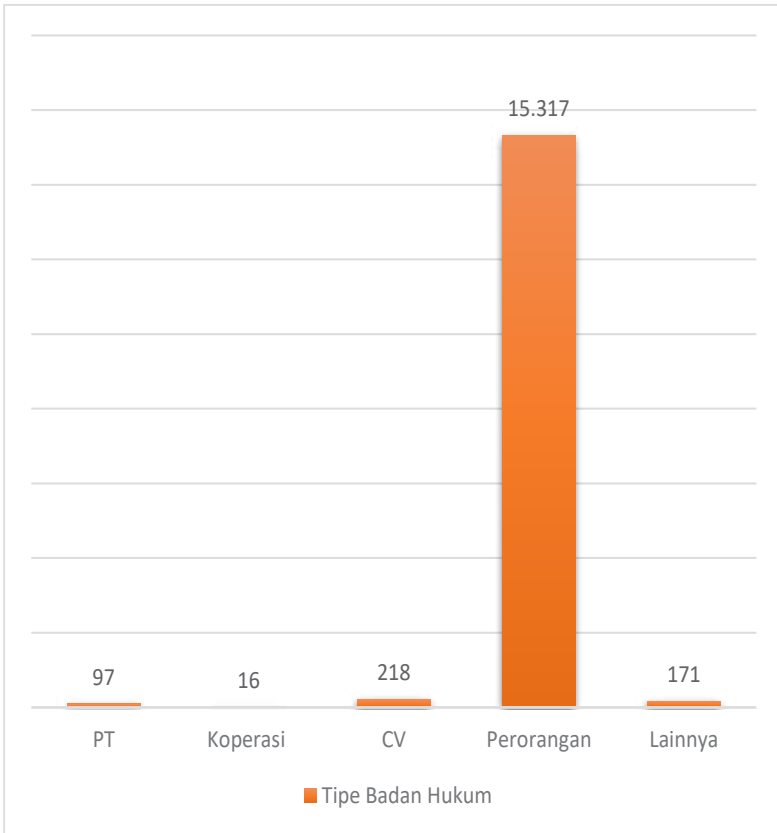
Pada tahun 2024 nilai ekspor non migas Kabupaten Magelang sebesar 769.909,62 US \$. Nilai ekspor terbesar berasal dari benang tekstil yang mencapai 59.178.208,77 US \$.

Pada tahun 2024, di Kabupaten Magelang terdapat 19 pasar dengan total luas 162.801 m<sup>2</sup>. Pasar Mekar Muntilan merupakan pasar terluas dengan luas mencapai 28.089 m<sup>2</sup>. Sedangkan pasar Tanjunganom merupakan pasar terkecil dengan luas hanya 1.843 m<sup>2</sup>.

**DESCRIPTION**

*In 2024, export value of non oil and gas of Magelang Regency amount to 769,909.62 US \$. The biggest export value came from wood processing amount to 59,178,208.77 US \$.*

*In 2024, there are 19 markets in Magelang Regency with a total area of 162,801 m<sup>2</sup>. Mekar Muntilan Market is the largest market with an area of 28,089 m<sup>2</sup>. Meanwhile, the Tanjunganom market is the smallest market with an area of only 1,843 m<sup>2</sup>.*



Catatan/Note: Berdasarkan Penerbitan Izin Dinas Penanaman Modal dan Pelayanan Terpadu Satu Pintu Kabupaten Magelang/Based on License Issuance in Department of Investment and One Gate Integrated Services Magelang Regency

Sumber/Source: Dinas Penanaman Modal dan Pelayanan Terpadu Satu Pintu Kabupaten Magelang/Department of Investment and One Gate Integrated Services Magelang Regency

**Gambar** 11.1  
**Figures**

**Jumlah Perusahaan Perdagangan Menurut Badan Badan Hukum di Kabupaten Magelang, 2024**  
**Number of Establishments by Type of Business Entity in Magelang Regency, 2024**

**Tabel**  
**Table 11.1****Jumlah Penerbitan Nomor Induk Berusaha (NIB) Menurut Badan Hukum di Kabupaten Magelang, 2020-2024**  
**Number of Establishments Business Registration Number by Business Entity in Magelang Regency, 2020-2024**

| Type of Business Entity | 2020       | 2021         | 2022          | 2023          | 2024          |
|-------------------------|------------|--------------|---------------|---------------|---------------|
| (1)                     | (2)        | (3)          | (4)           | (5)           | (6)           |
| 1 Perseroan Terbatas    | 56         | 70           | 221           | 240           | 97            |
| 2 Koperasi              | 3          | 1            | 17            | 10            | 16            |
| 3 Firma                 | –          | –            | 1             | –             | –             |
| 4 CV                    | 123        | 107          | 198           | 189           | 218           |
| 5 Perorangan            | 68         | 1.026        | 9.710         | 20.640        | 15.317        |
| 6 Lainnya               | 1          | 6            | 67            | 46            | 171           |
| <b>Jumlah/Total</b>     | <b>251</b> | <b>1.210</b> | <b>10.214</b> | <b>21.125</b> | <b>15.819</b> |

Catatan/Note: Berdasarkan Penerbitan Izin Dinas Penanaman Modal dan Pelayanan Terpadu Satu Pintu Kabupaten Magelang/Based on License Issuance in Department of Investment and One Gate Integrated Services Magelang Regency

Sumber/Source: Dinas Penanaman Modal dan Pelayanan Terpadu Satu Pintu Kabupaten Magelang/Department of Investment and One Gate Integrated Services Magelang Regency

**Tabel**  
**Table** 11.2

**Profil Pasar di Kabupaten Magelang, 2024**  
**Profil of Market in Magelang Regency, 2024**

| Nama Pasar<br>Name of Market | Luas (m2)/<br>Total Area<br>(square.m) | Kelompok Pelanggan/Customer Group |             |                     |       |
|------------------------------|--|-----------------------------------|-------------|---------------------|-------|
|                              |  | Kios/<br>Stall                    | Los/<br>Los | Pedagang/<br>Trader |       |
| (1)                          | (2)                                    | (3)                               | (4)         | (5)                 |       |
| 1 Salaman                    | 20.071                                 | 233                               | 438         | 200                 |       |
| 2 Borobudur                  | 8.440                                  | 172                               | 934         | 500                 |       |
| 3 Talun                      | 7.166                                  | 139                               | 794         | 40                  |       |
| 4 Muntilan                   | 14.054                                 | 322                               | 1.520       | 1.424               |       |
| 5 MekarMuntilan              | 28.089                                 | 66                                | 359         | 130                 |       |
| 6 Mungkid                    | 4.832                                  | 60                                | 242         | 303                 |       |
| 7 Tanjunganom                | 1.843                                  | 24                                | 11          | 5                   |       |
| 8 Tempuran                   | 5.620                                  | 37                                | 217         | –                   |       |
| 9 Kaliangkrik                | 6.618                                  | 276                               | 1.491       | –                   |       |
| 10 Bandongan                 | 2.412                                  | 48                                | 162         | 241                 |       |
| 11 Windusari                 | 15.807                                 | 34                                | 260         | 220                 |       |
| 12 Secang                    | 2.920                                  | 190                               | 308         | –                   |       |
| 13 Kaponan                   | 7.840                                  | 60                                | 520         | 225                 |       |
| 14 Grabag                    | 14.301                                 | 225                               | 1.296       | 300                 |       |
| 15 Ngablak                   | 4.218                                  | 92                                | 569         | 517                 |       |
| 16 Pasar Pager<br>Gunung     | 2.140                                  | 3                                 | 35          | 22                  |       |
| 17 Pasar Kancing             | 5.150                                  | 4                                 | –           | –                   |       |
| 18 STAKaliangkrik            | 6.030                                  | 20                                | –           | 662                 |       |
| 19 STA Ngablak               | 5.250                                  | 13                                | 13          | 300                 |       |
| Jumlah/Total                 | 2024                                   | 162.801                           | 2.018       | 9.169               | 5.089 |
|                              | 2023                                   | 162.801                           | 2.018       | 9.169               | 5.089 |

Catatan/Note: Tidak Termasuk Pasar Desa/Village Market Not Included

Sumber/Source: Dinas Perdagangan, Koperasi, Usaha Kecil dan Menengah Kabupaten Magelang/Department of Trade, Cooperatives, Small, and Medium Enterprises of Magelang Regency

**Tabel**  
**Table 11.3****Nilai Ekspor Non Migas Menurut Jenis Komoditas di Kabupaten Magelang, 2020-2024 (US \$)**  
**Export Value of Non Oil & Gas by Comodity in Magelang Regency, 2020-2024 (US \$)**

| Komoditas<br>Comodity             | 2020                            | 2021 <sup>1</sup>              | 2022                           | 2023                           | 2024                  |
|-----------------------------------|---------------------------------|--------------------------------|--------------------------------|--------------------------------|-----------------------|
|                                   | Per Tanggal<br>16 Februari 2020 | Per Tanggal<br>9 Februari 2021 | Per Tanggal<br>5 Februari 2021 | Per Tanggal<br>5 Februari 2021 |                       |
| (1)                               | (2)                             | (3)                            | (4)                            | (5)                            | (6)                   |
| 1 Kayu Olahan/<br>Wood Processing | 43.303.956,62                   | 57.278.559,45                  | 53.547.381,95                  | 49.570.981,34                  | 41.525.421,10         |
| 2 Kulit Samak/<br>Leather         | -                               | 58.272,75                      | 38.321,94                      | 1.805,30                       | 15.662,16             |
| 3 Daun Pakis/<br>Bunga Potong     | 2.272.216,76                    | 2.757.748,97                   | 3.476.640,07                   | 3.314.745,97                   | 3.332.330,10          |
| 4 Kripik Singkong                 | 244.382,86                      | 262.497,22                     | 99.986,35                      | 93.630,68                      | 168.085,71            |
| 5 Mebel/Furniture                 | 3.004.381,36                    | 3.922.438,01                   | 2.315.496,99                   | 2.052.101,99                   | 1.391.937,99          |
| 6 Benang Tekstil                  | 20.400.251,51                   | 39.909.070,29                  | 39.074.517,52                  | 41.181.068,96                  | 59.178.208,77         |
| 7 Herbal/Jamu                     | 494.200,10                      | 12.464.753,27                  | 11.638.853,75                  | 27.445,96                      | 20.786,17             |
| 8 Kerajinan Kayu<br>(Sapu)        | 928,57                          | -                              | -                              | -                              | -                     |
| 9 Kerajinan Batu                  | 318.300,42                      | 270.742,88                     | 295.250,56                     | 390.896,02                     | 539.787,76            |
| 10 Agropolitan                    | 275.388,54                      | 145.891,75                     | 39.015,68                      | 128.256,00                     | 419.190,40            |
| 11 Sisik Ikan                     | 1.723.736,29                    | 2.968.502,81                   | 2.857.734,37                   | 2.586.447,88                   | 2.151.003,50          |
| 12 Industri<br>Pemadam            | 158.010,45                      | 296.336,40                     | 694.302,30                     | 65.275,26                      | 79.155,62             |
| 13 Kerajinan Serat                | 14.052,34                       | 425.717,00                     | 403.843,00                     | 472.557,08                     | 497.927,00            |
| 14 Gula Semut                     | 24,42                           | 35.580,00                      | 7.965,98                       | 10.429,61                      | -                     |
| 15 Sabun                          | ...                             | ...                            | ...                            | 399.212,90                     | 171.061,90            |
| 16 Serpihan<br>Cangkang           | ...                             | ...                            | ...                            | 143.980,00                     | 103.815,00            |
| 17 Rempah-Rempah                  | ...                             | ...                            | ...                            | 7.434.254,08                   | 8.368.887,75          |
| 18 Briket                         | ...                             | ...                            | ...                            | 461.787,18                     | 769.909,62            |
| 19 Tangga Kapal                   | ...                             | ...                            | ...                            | ...                            | 135.636,4             |
| 20 Bibit Tanaman                  | ...                             | ...                            | ...                            | ...                            | 79.783,40             |
| 21 Sarang Burung                  | ...                             | ...                            | ...                            | ...                            | 166.000,00            |
| <b>Jumlah/Total</b>               | <b>72.209.830,24</b>            | <b>120.796.110,80</b>          | <b>114.489.310,46</b>          | <b>108.579.185,71</b>          | <b>119.114.590,35</b> |

Catatan/No <sup>1</sup> Data tahun 2021 dengan 1 perusahaan tidak melakukan ekspor dan 1 perusahaan belum ada laporan/ 2021 Data with 1 company does not export and 1 company has no report

Sumber/Source: Dinas Perdagangan, Koperasi, Usaha Kecil, dan Menengah Kabupaten Magelang/Department of Trade, Cooperatives, Small, and Medium Enterprises of Magelang Regency



# 12


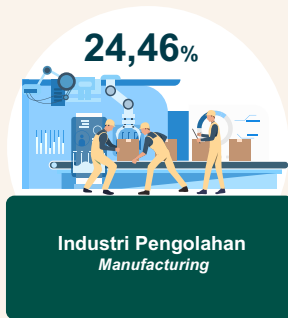
## BAB

# SISTEM NERACA NASIONAL

System of National Account

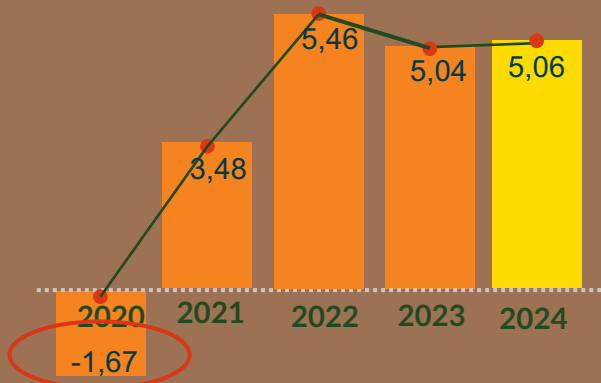
## 3 Lapangan Usaha Penyumbang Terbesar PDRB 2024\*\*

Top 3 contributors of Gross Regional Domestic Product 2024\*\*



## Laju Pertumbuhan Produk Domestik Regional Bruto 2020-2024

Growth rate of Gross Regional Domestic Product



Sumber/source : Diolah dari Hasil Sensus, Survei dan Berbagai Sumber Lainnya/  
Based on Census, Surveys and Other Sources



**PENJELASAN TEKNIS****TECHNICAL NOTES**

1. Penghitungan statistik neraca nasional mengikuti buku petunjuk yang diterbitkan oleh Perserikatan Bangsa Bangsa (PBB) dikenal sebagai Sistem Neraca Nasional (SNN). SNN adalah rekomendasi internasional tentang bagaimana menyusun ukuran aktivitas ekonomi yang sesuai dengan standar neraca baku yang didasarkan pada prinsip-prinsip ekonomi. Rekomendasi yang dimaksud dinyatakan dalam sekumpulan konsep, definisi, klasifikasi, dan aturan neraca yang disepakati secara internasional dalam mengukur indikator tertentu seperti Produk Domestik Bruto (PDB). Salah satu bentuk adaptasi pencatatan statistik nasional adalah melakukan perubahan tahun dasar PDB Indonesia dari tahun 2000 ke 2010. Perubahan tahun dasar PDB dilakukan seiring dengan mengadopsi rekomendasi PBB yang tertuang dalam Sistem Neraca Nasional 2008 (SNA 2008).

2. Produk Domestik Bruto pada tingkat nasional serta Produk Domestik Regional Bruto (PDRB) pada tingkat regional (provinsi dan kabupaten/kota) menggambarkan kemampuan suatu wilayah untuk menciptakan nilai tambah pada suatu waktu

1. *The method used to estimate national accounts statistics is based on the standard guidelines formed by United Nation known as System of National Accounts (SNA). SNA is the internationally agreed standard set of recommendations on how to compile measures of economic activity in accordance with strict accounting conventions based on economic principles. The recommendations are expressed in term of a set of concepts, definitions, classifications and accounting rules that comprise the internationally agreed standard for measuring indicators such as Gross Domestic Product (GDP). One of the improvement in the national statistical system is to rebase GDP form base year 2000 to 2010 in order to capture current economic condition. It is in line with the United Nations (UN) recommendation on 2008 SNA.*

2. *The basic measure of the value added arising from economic activity is known as Gross Domestic Product at the national level and Gross Regional Domestic Product (GRDP) at the regional level (provinces/regencies/municipalities). To compile*

tertentu. Untuk menyusun PDB maupun PDRB digunakan 2 pendekatan, yaitu lapangan usaha dan pengeluaran. Keduanya menyajikan komposisi data nilai tambah dirinci menurut sumber kegiatan ekonomi (lapangan usaha) dan menurut komponen penggunaannya. PDB maupun PDRB dari sisi lapangan usaha merupakan penjumlahan seluruh komponen nilai tambah bruto yang mampu diciptakan oleh sektor-sektor ekonomi atas berbagai aktivitas produksinya. Sedangkan dari sisi pengeluaran menjelaskan tentang penggunaan dari nilai tambah tersebut.

3. PDB/PDRB menurut lapangan usaha mengalami perubahan klasifikasi dari 9 lapangan usaha menjadi 17 lapangan usaha. PDB menurut lapangan usaha dirinci menurut total nilai tambah dari seluruh sektor ekonomi yang mencakup lapangan usaha Pertanian, Kehutanan, dan Perikanan; Pertambangan dan Penggalian; Industri Pengolahan; Pengadaan Listrik dan Gas; Pengadaan Air, Pengelolaan Sampah, Limbah dan Daur Ulang; Konstruksi; Perdagangan Besar dan Eceran, Reparasi Mobil dan Sepeda Motor; Transportasi dan Pergudangan; Penyediaan Akomodasi dan Makan Minum; Informasi dan Komunikasi; Jasa

*these statistics, two approaches have been used, i.e. "production approach" and "expenditure approach". The first approach is to measure value added produced by various kinds of economic activities, while the second approach is to measure final uses of the country's output. In other words, GDP/GRDP is the sum of total value added produced by all economic industries (activities) and the way of using it.*

3. *GDP/GRDP by industry classification changes from 9 sectors to 17 industries. GDP by industry is classified by types of economic activities such as Agriculture, Forestry and Fishing; Mining and Quarrying; Manufacturing; Electricity and Gas; Water supply, Sewerage, Waste Management and Remediation Activities; Construction; Wholesale and Retail Trade; Repair of Motor Vehicles and Motorcycles; Transportation and Storage; Accommodation and Food Service Activities; Information and Communication; Financial and Insurance Activities; Real Estate Activities; Business Activities; Public Administration; Defence and Compulsory Social Security;*

Keuangan dan Asuransi; Real Estat; Jasa Perusahaan; Administrasi Pemerintahan, Pertahanan dan Jaminan Sosial Wajib; Jasa Pendidikan; Jasa Kesehatan dan Kegiatan Sosial; dan Jasa lainnya.

*Education; Human Health and Social Work Activities; and Other Services Activities.*

4. Produk Domestik Regional Bruto maupun agregat turunannya disajikan dalam 2 (dua) versi penilaian, yaitu atas dasar "harga berlaku" dan atas dasar "harga konstan". Disebut sebagai harga berlaku karena seluruh agregat dinilai dengan menggunakan harga pada tahun berjalan, sedangkan harga konstan penilaiannya didasarkan kepada harga satu tahun dasar tertentu, dalam publikasi ini digunakan harga tahun 2010.
4. *GRDP and its aggregations are presented in two forms: at current market prices and at constant base year market prices. In presenting current market prices, all aggregates are valued at current market prices, while base year constant market prices are shown by valuing all aggregates at fixed base year prices. Year of 2010 is used as the base year in this publication.*
5. Laju pertumbuhan Produk Domestik Regional Bruto diperoleh dari perhitungan PDRB atas dasar harga konstan. Diperoleh dengan cara mengurangi nilai PDRB pada tahun ke- $n$  terhadap nilai pada tahun ke- $n-1$  (tahun sebelumnya), dibagi dengan nilai pada tahun ke- $n-1$ , dikalikan dengan 100 persen. Laju pertumbuhan menunjukkan perkembangan agregat pendapatan dari satu waktu tertentu terhadap waktu sebelumnya.
5. *Growth rate of Gross Regional Domestic Product is derived from GRDP at constant market prices. It is obtained by subtracting the value of GRDP year  $n$  with the value of GRDP year  $n-1$ , divided by the value of GRDP year  $n-1$  then multiplied by 100 percent. The growth rate of GRDP explains the income growth during the given period.*

**ULASAN**

**DESCRIPTION**

Berdasarkan hasil perhitungan PDRB tahun 2024, angka PDRB atas dasar harga berlaku mencapai 43.736,00 miliar rupiah dengan kontribusi dari kategori Industri Pengolahan dan Pertanian, Kehutanan dan Perikanan menjadi penyumbang terbesar dengan sumbangan sebesar 24,46 persen dan 19,07 persen.

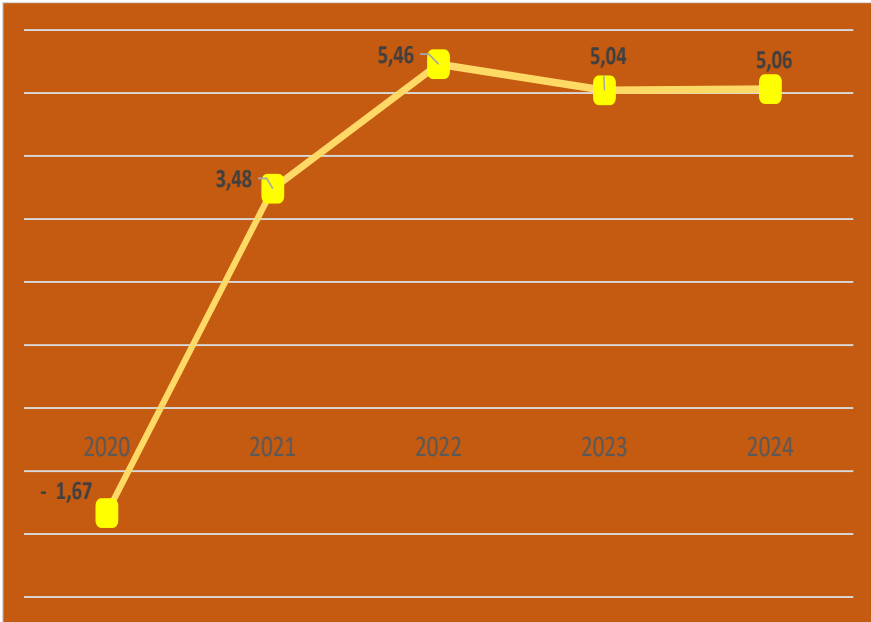
*By the calculation of Gross Regional Domestic Product (GRDP) in 2023, the value reached 43,736.00 billion rupiahs where category Manufacturing and Agriculture, Forestry and Fishing remain the biggest contributor with 24.46 percent and 19.07 percent contribution for GRDP.*

Pada tahun 2024 Kabupaten Magelang mengalami pertumbuhan ekonomi 5,06 persen. Lapangan usaha yang mempunyai pertumbuhan tertinggi adalah kategori transportasi dan pergudangan, dengan pertumbuhan sebesar 14,26 persen. Disusul dengan kategori jasa perusahaan dengan pertumbuhan sebesar 10,90 persen.

*In 2024 the economic growth of Magelang Regency is 5,06 persen. Transportation and storage industry has largest growth (14,26 percent), and business activities in second potition with 10,90 percent growth.*

Dalam publikasi ini dilakukan beberapa revisi angka yang sebelumnya pernah dirilis di publikasi sebelumnya karena menggunakan angka sementara dan angka sangat sementara.

*In this publication was adjusted some revised figures from previeus publication because of preliminary figures and very preliminary figures..*



Catatan/Note: \* : angka sementara/ temporary number

\*\* : angka sangat sementara/ very temporary number

Sumber/Source: Diolah dari Hasil Sensus dan Berbagai Sumber Lainnya Berdasarkan Census Surveys and Other Sources

**Gambar** 12.1  
**Figures**

**Laju Pertumbuhan Produk Domestik Regional Bruto Atas Dasar Harga Konstan 2010 di Kabupaten Magelang (persen), 2020–2024**

***Growth Rate of Gross Regional Domestic Product at 2010 Constant Market Prices in Magelang Regency (percent), 2020–2024***

**Tabel**  
**Table** 12.1

**Produk Domestik Regional Bruto Atas Dasar Harga Berlaku Menurut Lapangan Usaha di Kabupaten Magelang (miliar rupiah), 2020–2024**  
**Gross Regional Domestic Product at Current Market Prices by Industry in Magelang Regency (billion rupiahs), 2020–2024**

| Lapangan Usaha/Industry  | 2020     | 2021     | 2022     | 2023*    | 2024**    |
|--|----------|----------|----------|----------|-----------|
| (1)  | (2)      | (3)      | (4)      | (5)      | (6)       |
| A Pertanian, Kehutanan, dan Perikanan/Agriculture, Forestry, and Fishing   | 6.914,81 | 7.086,93 | 7.488,55 | 7.913,20 | 8.341,93  |
| B Pertambangan dan Penggalian/Mining and Quarrying   | 1.511,36 | 1.585,67 | 1.560,30 | 1.656,05 | 1.525,89  |
| C Industri Pengolahan/Manufacturing  | 7.266,33 | 7.794,55 | 8.628,27 | 9.633,01 | 10.697,97 |
| D Pengadaan Listrik dan Gas/Electricity and Gas  | 16,60    | 17,26    | 17,61    | 18,35    | 20,03     |
| E Pengadaan Air, Pengelolaan Sampah, Limbah, dan Daur Ulang/Water Supply, Sewerage, Waste Management, and Remediation Activities     | 27,93    | 29,48    | 30,39    | 31,70    | 34,48     |
| F Konstruksi/Construction  | 3.027,90 | 3.326,13 | 3.625,48 | 3.961,49 | 4.344,61  |
| G Perdagangan Besar dan Eceran; Reparasi Mobil dan Sepeda Motor/Wholesale and Retail Trade; Repair of Motor Vehicles and Motorcycles | 4.306,14 | 4.667,15 | 4.967,87 | 5.381,88 | 5.637,40  |
| H Transportasi dan Pergudangan/Transportation and Storage  | 853,38   | 888,68   | 1.442,12 | 1.688,14 | 1.964,27  |
| I Penyediaan Akomodasi dan Makan Minum/Accommodation and Food Service Activities   | 1.274,04 | 1.366,00 | 1.641,44 | 1.820,34 | 1.985,79  |
| J Informasi dan Komunikasi/Information and Communication   | 1.425,19 | 1.480,74 | 1.516,67 | 1.626,27 | 1.767,27  |
| K Jasa Keuangan dan Asuransi/Financial and Insurance Activities  | 913,54   | 959,56   | 1.060,91 | 1.144,08 | 1.186,70  |

Lanjutan Tabel/*Continued Table* 12.1

| Lapangan Usaha/Industry   |   | 2020      | 2021      | 2022      | 2023*     | 2024**    |
|---|---|-----------|-----------|-----------|-----------|-----------|
| (1)   |   | (2)       | (3)       | (4)       | (5)       | (6)       |
| L   | RealEstat/RealEstateActivities  | 608,64    | 627,97    | 673,44    | 711,05    | 754,70    |
| M,N   | JasaPerusahaan/Business Activities  | 87,26     | 90,89     | 100,07    | 109,46    | 123,68    |
| O   | AdministrasiPemerintahan, Pertahanan dan Jaminan Sosial Wajib/Public Administration and Defence, Compulsory Social Security | 1.100,03  | 1.076,93  | 1.146,93  | 1.237,90  | 1.360,00  |
| P   | Jasa Pendidikan/Education   | 2.118,82  | 2.150,59  | 2.249,48  | 2.353,42  | 2.466,67  |
| Q   | Jasa Kesehatan dan Kegiatan Sosial/Human Health and Social Work Activities  | 307,86    | 311,99    | 327,37    | 352,97    | 377,12    |
| R,S,T,U   | Jasa Lainnya/Other Services Activities  | 702,20    | 715,80    | 954,73    | 1.041,13  | 1.147,48  |
| Produk Domestik Regional Bruto<br>Gross Regional Domestic Product |   | 32.462,03 | 34.176,31 | 37.431,61 | 40.680,43 | 43.736,00 |

Catatan/Note: \* : angka sementara/ temporary number

\*\* : angka sangat sementara/ very temporary number

Perbedaan antara jumlah PDRB 34 Provinsi dan PDB Indonesia antara lain disebabkan oleh diskrepansi statistik/The difference between the total of GRDP of 34 Provinces and the GDP of Indonesia due to the statistical discrepancies

Sumber/Source: BPS/berbagai sensus, survei dan sumber lain/BPS-Statistik Indonesia, various census, survey, and other sources

**Tabel**  
**Table** 12.2

**Produk Domestik Regional Bruto Atas Dasar Harga Konstan 2010 Menurut Lapangan Usaha di Kabupaten Magelang (miliar rupiah), 2020–2024**  
**Gross Regional Domestic Product at 2010 Constant Market Prices by Industry in Magelang Regency (billion rupiahs), 2020–2024**

| Lapangan Usaha/Industry  | 2020     | 2021     | 2022     | 2023*    | 2024**   |
|--|----------|----------|----------|----------|----------|
| (1)  | (2)      | (3)      | (4)      | (5)      | (6)      |
| A Pertanian, Kehutanan, dan Perikanan/Agriculture, Forestry, and Fishing   | 4.499,15 | 4.543,25 | 4.590,68 | 4.635,99 | 4.699,33 |
| B Pertambangan dan Penggalian/Mining and Quarrying   | 894,94   | 933,40   | 891,12   | 929,86   | 854,84   |
| C Industri Pengolahan/Manufacturing  | 4.952,26 | 5.160,44 | 5.443,19 | 5.813,13 | 6.193,52 |
| D Pengadaan Listrik dan Gas/Electricity and Gas  | 14,25    | 14,91    | 15,14    | 15,51    | 16,89    |
| E Pengadaan Air, Pengelolaan Sampah, Limbah, dan Daur Ulang/Water Supply, Sewerage, Waste Management, and Remediation Activities     | 22,99    | 24,03    | 24,45    | 25,24    | 26,69    |
| F Konstruksi/Construction  | 2.169,86 | 2.316,11 | 2.361,17 | 2.502,20 | 2.735,53 |
| G Perdagangan Besar dan Eceran; Reparasi Mobil dan Sepeda Motor/Wholesale and Retail Trade, Repair of Motor Vehicles and Motorcycles | 3.201,37 | 3.423,88 | 3.509,69 | 3.671,10 | 3.773,48 |
| H Transportasi dan Pergudangan/Transportation and Storage  | 698,51   | 703,17   | 1.077,68 | 1.153,51 | 1.317,95 |
| I Penyediaan Akomodasi dan Makan Minum/Accommodation and Food Service Activities   | 936,02   | 988,28   | 1.163,01 | 1.273,24 | 1.360,11 |
| J Informasi dan Komunikasi/Information and Communication   | 1.473,38 | 1.530,56 | 1.563,53 | 1.663,22 | 1.783,82 |
| K Jasa Keuangan dan Asuransi/Financial and Insurance Activities  | 628,13   | 637,19   | 654,83   | 680,29   | 696,36   |

Lanjutan Tabel/*Continued Table 12.2*

| Lapangan Usaha/Industry   |  | 2020      | 2021      | 2022      | 2023*     | 2024**    |
|---|--|-----------|-----------|-----------|-----------|-----------|
| (1)   |  | (2)       | (3)       | (4)       | (5)       | (6)       |
| L   | RealEstat/RealEstateActivities   | 502,64    | 513,75    | 541,11    | 566,56    | 598,54    |
| M,N   | JasaPerusahaan/Business Activities   | 61,74     | 63,56     | 67,13     | 70,74     | 78,45     |
| O   | AdministrasiPemerintahan, Pertahanan,danJaminan Sosial Wajib/Public AdministrationandDefence; CompulsorySocialSecurity | 757,22    | 748,27    | 772,68    | 817,24    | 883,09    |
| P   | JasaPendidikan/Education   | 1.288,44  | 1.290,14  | 1.344,57  | 1.404,30  | 1.456,94  |
| Q   | JasaKesehatandanKegiatan Sosial/HumanHealthandSocial Work Activities   | 219,52    | 219,97    | 227,03    | 236,86    | 248,06    |
| R,S,T,U   | JasaLainnya/OtherServices Activities   | 544,73    | 550,79    | 706,16    | 752,57    | 814,60    |
| Produk Domestik Regional Bruto<br>Gross Regional Domestic Product |  | 22.865,15 | 23.661,71 | 24.953,18 | 26.211,56 | 27.538,21 |

Catatan/Note: \* : angka sementara/ temporary number

\*\* : angka sangat sementara/ very temporary number

Perbedaan antar jumlah PDRB 34 Provinsi dan PDB Indonesia antara lain disebabkan oleh diskrepansi statistik/The difference between the total of GRDP of 34 Provinces and the GDP of Indonesia due to the statistical discrepancies

Sumber/Source: BPS berbagai sensus, survei dan sumber lain/BPS-Statistics Indonesia, various census survey and other sources

**Tabel**  
**Table** 12.3

**Distribusi Persentase Produk Domestik Regional Bruto Atas Dasar Harga Berlaku Menurut Lapangan Usaha di Kabupaten Magelang, 2020–2024**  
**Percentage Distribution of Gross Regional Domestic Product at Current Market Prices by Industry in Magelang Regency, 2020–2024**

| Lapangan Usaha/Industry  | 2020  | 2021  | 2022  | 2023* | 2024** |
|--|-------|-------|-------|-------|--------|
| (1)  | (2)   | (3)   | (4)   | (5)   | (6)    |
| A Pertanian, Kehutanan, dan Perikanan/Agriculture, Forestry, and Fishing   | 21,30 | 20,74 | 20,01 | 19,45 | 19,07  |
| B Pertambangan dan Penggalian/Mining and Quarrying   | 4,66  | 4,64  | 4,17  | 4,07  | 3,49   |
| C Industri Pengolahan/Manufacturing  | 22,38 | 22,81 | 23,05 | 23,68 | 24,46  |
| D Pengadaan Listrik dan Gas/Electricity and Gas  | 0,05  | 0,05  | 0,05  | 0,05  | 0,05   |
| E Pengadaan Air, Pengelolaan Sampah, Limbah, dan Daur Ulang/Water Supply, Sewerage, Waste Management, and Remediation Activities     | 0,09  | 0,09  | 0,08  | 0,08  | 0,08   |
| F Konstruksi/Construction  | 9,33  | 9,73  | 9,69  | 9,74  | 9,93   |
| G Perdagangan Besar dan Eceran; Reparasi Mobil dan Sepeda Motor/Wholesale and Retail Trade, Repair of Motor Vehicles and Motorcycles | 13,27 | 13,66 | 13,27 | 13,23 | 12,89  |
| H Transportasi dan Pergudangan/Transportation and Storage  | 2,63  | 2,60  | 3,85  | 4,15  | 4,49   |
| I Penyediaan Akomodasi dan Makan Minum/Accommodation and Food Service Activities   | 3,92  | 4,00  | 4,39  | 4,47  | 4,54   |
| J Informasi dan Komunikasi/Information and Communication   | 4,39  | 4,33  | 4,05  | 4,00  | 4,04   |
| K Jasa Keuangan dan Asuransi/Financial and Insurance Activities  | 2,81  | 2,81  | 2,83  | 2,81  | 2,71   |

Lanjutan Tabel/*Continued Table* 12.3

| Lapangan Usaha/Industry   |  | 2020   | 2021   | 2022   | 2023*  | 2024** |
|---|--|--------|--------|--------|--------|--------|
| (1)   |  | (2)    | (3)    | (4)    | (5)    | (6)    |
| L   | RealEstat/RealEstateActivities   | 1,87   | 1,84   | 1,80   | 1,75   | 1,73   |
| M,N   | JasaPerusahaan/Business Activities   | 0,27   | 0,27   | 0,27   | 0,27   | 0,28   |
| O   | AdministrasiPemerintahan, Pertahanan,danJaminan Sosial Wajib/Public AdministrationandDefence; CompulsorySocialSecurity | 3,39   | 3,15   | 3,06   | 3,04   | 3,11   |
| P   | JasaPendidikan/Education   | 6,53   | 6,29   | 6,01   | 5,79   | 5,64   |
| Q   | JasaKesehatanandKegiatan Sosial/HumanHealthandSocial Work Activities   | 0,95   | 0,91   | 0,87   | 0,87   | 0,86   |
| R,S,T,U   | JasaLainnya/OtherServices Activities   | 2,16   | 2,09   | 2,55   | 2,56   | 2,62   |
| Produk Domestik Regional Bruto<br>Gross Regional Domestic Product |  | 100,00 | 100,00 | 100,00 | 100,00 | 100,00 |

Catatan/Note: \* : angka sementara/ temporary number

\*\* : angka sangat sementara/ very temporary number

Perbedaan antar jumlah PDRB 34 Provinsi dan PDB Indonesia antara lain disebabkan oleh diskrepansi statistik/The difference between the total of GRDP of 34 Provinces and the GDP of Indonesia due to the statistical discrepancies

Sumber/Source: BPS berbagai sumber survei dan sumber lain/BPS-Statistics Indonesia, various census, survey, and other sources

**Tabel**  
**Table** 12.4

**Laju Pertumbuhan Produk Domestik Regional Bruto Atas Dasar Harga Konstan 2010 Menurut Lapangan Usaha di Kabupaten Magelang (persen), 2020–2024**  
**Growth Rate of Gross Regional Domestic Product at 2010 Constant Market Prices by Industry in Magelang Regency (percent), 2020–2024**

| Lapangan Usaha/Industry  | 2020    | 2021 | 2022   | 2023* | 2024** |
|--|---------|------|--------|-------|--------|
| (1)  | (2)     | (3)  | (4)    | (5)   | (6)    |
| A Pertanian, Kehutanan, dan Perikanan/Agriculture, Forestry, and Fishing   | 0,16    | 0,98 | 1,04   | 0,99  | 1,37   |
| B Pertambangan dan Pengalihan/Mining and Quarrying   | 2,15    | 4,30 | - 4,53 | 4,35  | - 8,07 |
| C Industri Pengolahan/Manufacturing  | - 0,30  | 4,20 | 5,48   | 6,80  | 6,54   |
| D Pengadaan Listrik dan Gas/Electricity and Gas  | 1,85    | 4,65 | 1,51   | 2,47  | 8,87   |
| E Pengadaan Air, Pengelolaan Sampah, Limbah, dan Daur Ulang/Water Supply, Sewerage, Waste Management, and Remediation Activities     | 2,35    | 4,53 | 1,76   | 3,23  | 5,74   |
| F Konstruksi/Construction  | - 3,71  | 6,74 | 1,95   | 5,97  | 9,33   |
| G Perdagangan Besar dan Eceran; Reparasi Mobil dan Sepeda Motor/Wholesale and Retail Trade, Repair of Motor Vehicles and Motorcycles | - 4,47  | 6,95 | 2,51   | 4,60  | 2,79   |
| H Transportasi dan Pergudangan/Transportation and Storage  | - 26,60 | 0,67 | 53,26  | 7,04  | 14,26  |
| I Penyediaan Akomodasi dan Makan Minum/Accommodation and Food Service Activities   | - 8,00  | 5,58 | 17,68  | 9,48  | 6,82   |
| J Informasi dan Komunikasi/Information and Communication   | 15,68   | 3,88 | 2,15   | 6,38  | 7,25   |
| K Jasa Keuangan dan Asuransi/Financial and Insurance Activities  | 1,65    | 1,44 | 2,77   | 3,89  | 2,36   |

Lanjutan Tabel/*Continued Table* 12.4

| Lapangan Usaha/Industry   |  | 2020  | 2021  | 2022  | 2023* | 2024** |
|---|--|-------|-------|-------|-------|--------|
| (1)   |  | (2)   | (3)   | (4)   | (5)   | (6)    |
| L   | RealEstat/RealEstateActivities   | -0,26 | 2,21  | 5,33  | 4,70  | 5,64   |
| M,N   | JasaPerusahaan/Business Activities   | -7,12 | 2,96  | 5,62  | 5,37  | 10,90  |
| O   | AdministrasiPemerintahan, Pertahanan,danJaminan Sosial Wajib/Public AdministrationandDefence; CompulsorySocialSecurity | -1,22 | -1,18 | 3,26  | 5,77  | 8,06   |
| P   | JasaPendidikan/Education   | -0,20 | 0,13  | 4,22  | 4,44  | 3,75   |
| Q   | JasaKesehatandanKegiatan Sosial/HumanHealthandSocial Work Activities   | 8,20  | 0,21  | 3,21  | 4,33  | 4,73   |
| R,S,T,U   | JasaLainnya/OtherServices Activities   | -6,93 | 1,11  | 28,21 | 6,57  | 8,24   |
| Produk Domestik Regional Bruto<br>Gross Regional Domestic Product |  | -1,67 | 3,48  | 5,46  | 5,04  | 5,06   |

Catatan/Note: \* : angka sementara/ temporary number

\*\* : angka sangat sementara/ very temporary number

Perbedaan antar jumlah PDRB 34 Provinsi dan PDB Indonesia antara lain disebabkan oleh diskrepansi statistik/The difference between the total of GRDP of 34 Provinces and the GDP of Indonesia due to the statistical discrepancies

Sumber/Source: BPS berbagai sensus, survei dan sumber lain/BPS-Statistics Indonesia various census, survey and other sources

**Tabel**  
**Table** 12.5

**Indeks Harga Implisit Produk Domestik Regional Bruto Menurut Lapangan Usaha di Kabupaten Magelang (2010=100), 2020–2024**  
***Implicit Price Index of Gross Regional Domestic Product by Industry in Magelang Regency (2010=100), 2020–***

| Lapangan Usaha/Industry  | 2020   | 2021   | 2022   | 2023*  | 2024** |
|--|--------|--------|--------|--------|--------|
| (1)  | (2)    | (3)    | (4)    | (5)    | (6)    |
| A Pertanian, Kehutanan, dan Perikanan/Agriculture, Forestry, and Fishing   | 153,69 | 155,99 | 163,12 | 170,69 | 177,51 |
| B Pertambangan dan Penggalian/Mining and Quarrying   | 168,88 | 169,88 | 175,09 | 178,10 | 178,50 |
| C Industri Pengolahan/Manufacturing  | 146,73 | 151,04 | 158,51 | 165,71 | 172,73 |
| D Pengadaan Listrik dan Gas/Electricity and Gas  | 116,47 | 115,70 | 116,29 | 118,28 | 118,61 |
| E Pengadaan Air, Pengelolaan Sampah, Limbah, dan Daur Ulang/Water Supply, Sewerage, Waste Management, and Remediation Activities     | 121,51 | 122,67 | 124,28 | 125,57 | 129,17 |
| F Konstruksi/Construction  | 139,54 | 143,61 | 153,55 | 158,32 | 158,82 |
| G Perdagangan Besar dan Eceran; Reparasi Mobil dan Sepeda Motor/Wholesale and Retail Trade; Repair of Motor Vehicles and Motorcycles | 134,51 | 136,31 | 141,25 | 146,60 | 149,40 |
| H Transportasi dan Pergudangan/Transportation and Storage  | 122,17 | 126,38 | 133,41 | 146,35 | 149,04 |
| I Penyediaan Akomodasi dan Makan Minum/Accommodation and Food Service Activities   | 136,11 | 138,22 | 144,05 | 142,97 | 146,00 |
| J Informasi dan Komunikasi/Information and Communication   | 96,73  | 96,74  | 97,00  | 97,78  | 99,07  |
| K Jasa Keuangan dan Asuransi/Financial and Insurance Activities  | 145,44 | 150,59 | 162,01 | 168,18 | 170,41 |

Lanjutan Tabel/*Continued Table 12.5*

| Lapangan Usaha/Industry   |  | 2020   | 2021   | 2022   | 2023*  | 2024** |
|---|--|--------|--------|--------|--------|--------|
| (1)   |  | (2)    | (3)    | (4)    | (5)    | (6)    |
| L   | RealEstat/RealEstateActivities   | 121,09 | 122,23 | 124,45 | 125,50 | 126,09 |
| M,N   | JasaPerusahaan/Business Activities   | 141,34 | 142,99 | 149,06 | 154,74 | 157,67 |
| O   | AdministrasiPemerintahan, Pertahanan,danJaminan Sosial Wajib/Public AdministrationandDefence; CompulsorySocialSecurity | 145,27 | 143,92 | 148,43 | 151,47 | 154,00 |
| P   | JasaPendidikan/Education   | 164,45 | 166,69 | 167,30 | 167,59 | 169,30 |
| Q   | JasaKesehatandanKegiatan Sosial/HumanHealthandSocial Work Activities   | 140,24 | 141,83 | 144,20 | 149,02 | 152,03 |
| R,S,T,U   | JasaLainnya/OtherServices Activities   | 128,91 | 129,96 | 135,20 | 138,34 | 140,86 |
| Produk Domestik Regional Bruto<br>Gross Regional Domestic Product |  | 141,97 | 144,44 | 150,08 | 155,20 | 158,82 |

Catatan/Note: \* : angka sementara/ temporary number

\*\* : angka sangat sementara/ very temporary number

Sumber/Source: Ditolah dari Hasil Sensus, Survei, dan Berbagai Sumber Lainnya/ Based on Census, Surveys and Other Sources

**Tabel**  
**Table** 12.6**Laju Implisit Produk Domestik Regional Bruto Menurut Lapangan Usaha di Kabupaten Magelang, 2020–2024**  
**Implicit Growth Rate of Gross Regional Domestic Product by Industry in Magelang Regency, 2020–2024**

| Lapangan Usaha/Industry  | 2020   | 2021   | 2022 | 2023* | 2024** |
|--|--------|--------|------|-------|--------|
| (1)  | (2)    | (3)    | (4)  | (5)   | (6)    |
| A Pertanian, Kehutanan, dan Perikanan/Agriculture, Forestry, and Fishing   | 2,32   | 1,49   | 4,58 | 4,64  | 4,00   |
| B Pertambangan dan Penggalian/Mining and Quarrying   | 2,04   | 0,59   | 3,07 | 1,71  | 0,23   |
| C Industri Pengolahan/Manufacturing  | 2,09   | 2,94   | 4,95 | 4,54  | 4,23   |
| D Pengadaan Listrik dan Gas/Electricity and Gas  | - 0,60 | - 0,66 | 0,51 | 1,71  | 0,28   |
| E Pengadaan Air; Pengelolaan Sampah, Limbah, dan Daur Ulang/Water Supply, Sewerage, Waste Management, and Remediation Activities     | 5,72   | 0,95   | 1,31 | 1,04  | 2,87   |
| F Konstruksi/Construction  | 0,36   | 2,91   | 6,92 | 3,11  | 0,32   |
| G Perdagangan Besar dan Eceran; Reparasi Mobil dan Sepeda Motor/Wholesale and Retail Trade; Repair of Motor Vehicles and Motorcycles | 1,17   | 1,34   | 3,63 | 3,57  | 1,91   |
| H Transportasi dan Pergudangan/Transportation and Storage  | 3,82   | 2,09   | 5,56 | 9,36  | 1,84   |
| I Penyediaan Akomodasi dan Makan Minum/Accommodation and Food Service Activities   | 0,39   | 1,55   | 4,22 | 1,30  | 2,12   |
| J Informasi dan Komunikasi/Information and Communication   | 0,14   | 0,02   | 0,27 | 0,80  | 1,32   |
| K Jasa Keuangan dan Asuransi/Financial and Insurance Activities  | 0,23   | 3,54   | 7,58 | 3,80  | 1,33   |

Lanjutan Tabel/*Continued Table 12.6*

| Lapangan Usaha/Industry  | 2020 | 2021  | 2022 | 2023* | 2024** |
|--|------|-------|------|-------|--------|
| (1)  | (2)  | (3)   | (4)  | (5)   | (6)    |
| L RealEstat/RealEstateActivities   | 0,63 | 0,95  | 1,82 | 0,84  | 0,47   |
| M,N JasaPerusahaan/Business Activities   | 2,18 | 1,16  | 4,24 | 3,81  | 1,89   |
| O AdministrasiPemerintahan, Pertahanan,danJaminan Sosial Wajib/Public AdministrationandDefence; CompulsorySocialSecurity | 1,39 | -0,93 | 3,14 | 2,05  | 1,67   |
| P JasaPendidikan/Education   | 1,75 | 1,37  | 0,36 | 0,17  | 1,03   |
| Q JasaKesehatandanKegiatan Sosial/HumanHealthandSocial Work Activities   | 2,78 | 1,13  | 1,67 | 3,35  | 2,02   |
| R,S,T,U JasaLainnya/OtherServices Activities   | 1,38 | 0,82  | 4,03 | 2,33  | 1,82   |
| Produk Domestik Regional Bruto<br>Gross Regional Domestic Product  | 1,59 | 1,74  | 3,86 | 3,46  | 2,33   |

Catatan/Note: \* : angka sementara/ temporary number

\*\* : angka sangat sementara/ very temporary number

Sumber/Source: Ditolah dari Hasil Sensus, Survei, dan Berbagai Sumber Lainnya/ Based on Census, Surveys and Other Sources

**Tabel**  
**Table** 12.7

**Produk Domestik Regional Bruto Atas Dasar Harga Berlaku Menurut Pengeluaran di Kabupaten Magelang (miliar rupiah), 2020–2024**  
**Gross Regional Domestic Product at Current Market Prices by Type of Expenditure in Magelang Regency (billion rupiahs), 2020–2024**

| Jenis Pengeluaran/<br>Type of Expenditure                                  | 2020             | 2021             | 2022             | 2023*            | 2024**           |
|--|------------------|------------------|------------------|------------------|------------------|
| (1)  | (2)              | (3)              | (4)              | (5)              | (6)              |
| 1 Pengeluaran Konsumsi Rumah Tangga/<br>Households Consumption Expenditure | 23.435,08        | 24.033,97        | 26.095,89        | 28.620,29        | 30.639,25        |
| 2 Pengeluaran Konsumsi LNPR / NPISHs/<br>Consumption Expenditure           | 663,17           | 691,36           | 732,36           | 816,80           | 999,18           |
| 3 Pengeluaran Konsumsi Pemerintah/<br>Government Consumption Expenditure   | 2.534,88         | 2.608,07         | 2.655,33         | 2.827,64         | 2.853,45         |
| 4 Pembentukan Modal Tetap Bruto/<br>Gross Fixed Capital Formation          | 9.120,31         | 9.888,16         | 10.422,95        | 11.086,40        | 12.040,51        |
| 5 Perubahan Inventori/<br>Changes in Inventories                           | 370,98           | 352,18           | 458,24           | 512,25           | 450,16           |
| 6 Net Ekspor Barang dan Jasa/<br>Net Export of Goods and Services          | -3.662,40        | -3.237,43        | -2.933,16        | -3.183,04        | -3.246,55        |
| <b>PDRB / GRDP</b>   | <b>32.462,03</b> | <b>34.176,31</b> | <b>37.431,61</b> | <b>40.680,39</b> | <b>43.736,00</b> |

Catatan/Note: \* : angka sementara/ temporary number

\*\* : angka sangat sementara/ very temporary number

Sumber/Source: Dolah dari Hasil Sensus, Survei, dan Berbagai Sumber Lainnya/ Based on Census, Surveys, and Other Sources

**Tabel**  
**Table** 12.8**Produk Domestik Regional Bruto Atas Dasar Harga Konstan 2010 Menurut Pengeluaran di Kabupaten Magelang (miliar rupiah), 2020–2024**  
**Gross Regional Domestic Product at 2010 Constant Market Prices by Type of Expenditure in Magelang Regency (billion rupiahs), 2020–2024**

| Jenis Pengeluaran/<br>Type of Expenditure                                  | 2020             | 2021             | 2022             | 2023*            | 2024**           |
|--|------------------|------------------|------------------|------------------|------------------|
| (1)  | (2)              | (3)              | (4)              | (5)              | (6)              |
| 1 Pengeluaran Konsumsi Rumah Tangga/<br>Households Consumption Expenditure | 16.146,74        | 16.327,02        | 17.069,06        | 18.094,93        | 18.968,59        |
| 2 Pengeluaran Konsumsi LN PRT / NPISHs/<br>Consumption Expenditure         | 417,02           | 422,42           | 428,67           | 459,83           | 542,65           |
| 3 Pengeluaran Konsumsi Pemerintah/<br>Government Consumption Expenditure   | 1.568,62         | 1.580,64         | 1.594,23         | 1.638,59         | 1.641,35         |
| 4 Pembentukan Modal Tetap Bruto/<br>Gross Fixed Capital Formation          | 5.946,33         | 6.313,79         | 6.440,02         | 6.798,34         | 7.279,67         |
| 5 Perubahan Inventori/<br>Changes in Inventories                           | 477,86           | 338,06           | 424,71           | 449,32           | 376,39           |
| 6 Net Ekspor Barang dan Jasa/<br>Net Export of Goods and Services          | -1.691,43        | -1.320,22        | -1.003,50        | -1.229,45        | -1.270,44        |
| <b>PDRB / GRDP</b>   | <b>22.865,15</b> | <b>23.661,71</b> | <b>24.953,19</b> | <b>26.211,56</b> | <b>27.538,21</b> |

Catatan/Note: \* : angka sementara/ temporary number

\*\* : angka sangat sementara/ very temporary number

Sumber/Source: Diolah dari Hasil Sensus, Survei dan Berbagai Sumber Lainnya/ Based on Census, Surveys and Other Sources

**Tabel**  
**Table** 12.9

**Laju Pertumbuhan Produk Domestik Regional Bruto Atas Dasar Harga Konstan 2010 Menurut Pengeluaran di Kabupaten Magelang (persen), 2020–2024**  
**Growth Rate of Gross Regional Domestic Product at 2010 Constant Market Prices by Type of Expenditure in Magelang Regency (percent), 2020–2024**

| Jenis Pengeluaran/<br>Type of Expenditure                                  | 2020          | 2021        | 2022        | 2023*       | 2024**      |
|--|---------------|-------------|-------------|-------------|-------------|
| (1)  | (2)           | (3)         | (4)         | (5)         | (6)         |
| 1 Pengeluaran Konsumsi Rumah Tangga/<br>Households Consumption Expenditure | - 1,40        | 1,12        | 4,54        | 6,01        | 4,83        |
| 2 Pengeluaran Konsumsi LN PRT / NPISHs/<br>Consumption Expenditure         | - 2,96        | 1,29        | 1,48        | 7,27        | 18,01       |
| 3 Pengeluaran Konsumsi Pemerintah/<br>Government Consumption Expenditure   | - 3,95        | 0,77        | 0,86        | 2,78        | 0,17        |
| 4 Pembentukan Modal Tetap Bruto/<br>Gross Fixed Capital Formation          | - 5,66        | 6,18        | 2,00        | 5,56        | 7,08        |
| <b>PDRB / GRDP</b>   | <b>- 1,67</b> | <b>3,48</b> | <b>5,46</b> | <b>5,04</b> | <b>5,06</b> |

Catatan/Note: \* : angka sementara/ temporary number

\*\* : angka sangat sementara/ very temporary number

Sumber/Source: Ditolah dari Hasil Sensus, Survei, dan Berbagai Sumber Lainnya/ Based on Census, Surveys, and Other Sources

**Tabel**  
**Table** 12.10

**Distribusi Persentase Produk Domestik Regional Bruto Atas Dasar Harga Berlaku Menurut Pengeluaran di Kabupaten Magelang (persen), 2020–2024**  
**Percentage Distribution of Gross Regional Domestic Product at Current Market Prices by Type of Expenditure in Magelang Regency (percent), 2020–2024**

| Jenis Pengeluaran/<br>Type of Expenditure                           | 2020   | 2021   | 2022   | 2023*  | 2024** |
|---|--------|--------|--------|--------|--------|
| (1)   | (2)    | (3)    | (4)    | (5)    | (6)    |
| 1 PengeluaranKonsumsi RumahTangga/Households ConsumptionExpenditure | 72,19  | 70,32  | 69,72  | 70,35  | 70,05  |
| 2 PengeluaranKonsumsi LNPRT / NPISHsConsumption Expenditure         | 2,04   | 2,02   | 1,96   | 2,01   | 2,28   |
| 3 PengeluaranKonsumsi Pemerintah/Government ConsumptionExpenditure  | 7,81   | 7,63   | 7,09   | 6,95   | 6,52   |
| 4 PembentukanModal tetap Bruto/GrossFixedCapital Formation          | 28,10  | 28,93  | 27,85  | 27,25  | 27,53  |
| 5 PerubahanInventori/ ChangesinInventories                          | 1,14   | 1,03   | 1,22   | 1,26   | 1,03   |
| 6 NetEksportBarangdanJasa/ NetExportofGoodsand Services             | -11,28 | -9,94  | -7,84  | -7,82  | -7,42  |
| PDRB / GRDP   | 100,00 | 100,00 | 100,00 | 100,00 | 100,00 |

Catatan/Note: \* : angka sementara/ temporary number

\*\* : angka sangat sementara/ very temporary number

Sumber/Source: DolahdariHasilSensus,Survei,danBerbagaiSumberLainnya/BasedonCensus,Surveys,andOtherSources

**Tabel 12.11** Laju Implisit Produk Domestik Regional Bruto Menurut Pengeluaran di Kabupaten Magelang (persen), 2020–2024  
**Table 12.11** *Implicit Growth Rate of Gross Regional Domestic Product by Type of Expenditure in Magelang Regency (percent), 2020–2024*

| Jenis Pengeluaran/<br>Type of Expenditure                                  | 2020        | 2021        | 2022        | 2023*       | 2024**      |
|--|-------------|-------------|-------------|-------------|-------------|
| (1)  | (2)         | (3)         | (4)         | (5)         | (6)         |
| 1 Pengeluaran Konsumsi Rumah Tangga/<br>Households Consumption Expenditure | 1,49        | 1,42        | 3,86        | 3,46        | 2,12        |
| 2 Pengeluaran Konsumsi LNPRT /<br>NPISHs Consumption Expenditure           | 1,69        | 2,92        | 4,39        | 3,97        | 3,66        |
| 3 Pengeluaran Konsumsi Pemerintah/<br>Government Consumption Expenditure   | -0,38       | 2,11        | 0,94        | 3,61        | 0,74        |
| 4 Pembentukan Modal Tetap Bruto/<br>Gross Fixed Capital Formation          | 0,13        | 2,11        | 3,34        | 0,76        | 1,43        |
| <b>PDRB / GRDP</b>   | <b>1,59</b> | <b>1,74</b> | <b>3,86</b> | <b>3,46</b> | <b>2,33</b> |

Catatan/Note: \* : angka sementara/ temporary number

\*\* : angka sangat sementara/ very temporary number

Sumber/Source: Diolah dari Hasil Sensus, Survei, dan Berbagai Sumber Lainnya/ Based on Census, Surveys, and Other Sources

## BAB

# 13

## PERBANDINGAN ANTAR KABUPATEN/KOTA

Regency/Municipal Comparison

### 3 Kabupaten/Kota dengan Persentase Kemiskinan Terendah 2024

4,03%

Kota Semarang

4,57%

Kota Salatiga

5,94%

Kota Magelang

### 3 Kabupaten/Kota dengan Jumlah Penduduk Miskin Terendah 2024

7,25

ribu jiwa

Kota Magelang

9,33

ribu jiwa

Kota Salatiga

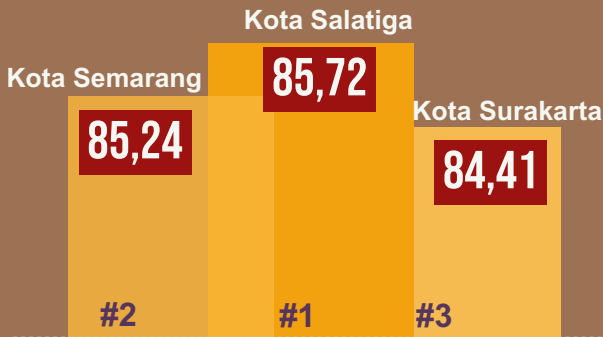
19,17

ribu jiwa

Kota Tegal



### 3 Kabupaten/Kota dengan IPM Tertinggi di Jawa Tengah 2024





**PENJELASAN TEKNIS**

1. Sumber data yang digunakan dalam bab ini berasal dari Badan Pusat Statistik Republik Indonesia (BPS–RI).
2. Produk Domestik Regional Bruto (PDRB) pada tingkat kabupaten/kota menggambarkan kemampuan suatu wilayah untuk menciptakan output (nilai tambah) pada suatu waktu tertentu. Untuk menyusun PDRB digunakan 2 pendekatan yaitu pendekatan sektoral dan penggunaan. Keduanya menyajikan komposisi data nilai tambah dirinci menurut sumber kegiatan ekonomi (sektoral) dan menurut komponen penggunaannya. PDRB dari sisi sektoral merupakan penjumlahan seluruh komponen nilai tambah bruto yang mampu diciptakan oleh sektor–sektor ekonomi atas berbagai aktivitas produksinya. Sedangkan dari sisi penggunaan menjelaskan tentang penggunaan dari nilai tambah tersebut.
3. Penyajian PDRB menurut sektor dirinci menurut total nilai tambah dari seluruh sektor ekonomi yang mencakup sektor Pertanian; Pertambangan & Penggalian; Listrik, Gas & Air Bersih; Konstruksi; Perdagangan, Restoran & Hotel; Pengangkutan & Komunikasi; Lembaga Keuangan ; dan Jasa –

**TECHNICAL NOTES**

1. *Source of data used in this chapter comes from the BPS Statistics Indonesia (BPS–RI).*
2. *Gross Domestic Regional Product (GDRP) at regency/municipality level illustrates the ability a territory to create the output (value added) at a certain time. To compile the GDRP used two approaches, namely the composition of value-added data specified by source of economic activity (sectoral) and according to components their use. GDRP from the sectoral is the sum of all components of gross value added that is able to be created by economic sectors for various production activities. In terms of usage, it describes the usage of the value-added.*
3. *Specified according to the total of value added of all economic sector including Agriculture sector; Mining & Excavating's; Manufacturing Industry; Electrimunicipality, Gas & Water supply; Construction; Trade, Restaurant & Hotel; Transportation & Communications; Financial Institutions, and Services.*

Jasa.

- |  |   |
|--|---|
| 4. PDRB menurut penggunaan dirinci menurut komponen pengeluaran konsumsi rumah tangga (termasuk lembaga nirlaba), pengeluaran konsumsi pemerintah, pembentukan modal tetap bruto, perubahan inventori, ekspor dan impor. | 4. <i>GDRP by usage specified according to the components of household consumption expenditure (including non-profit institutions), government consumption expenditure, Gross fixed Capital Formation, changes in inventories, exports and imports.</i> |
|--|---|

**ULASAN****DESCRIPTION****Penduduk**

Jumlah penduduk di Provinsi Jawa Tengah tahun 2020 sampai 2025 semakin bertambah. Penghitungan Proyeksi Penduduk Hasil Sensus Penduduk 2020, pada tahun 2025 jumlah penduduk tercatat 38.233,93 ribu jiwa atau naik 0,90 persen dari tahun 2024. Kabupaten/kota yang memiliki jumlah penduduk terbanyak pada tahun 2025 adalah Kabupaten Brebes dengan 2.087,33 ribu jiwa diikuti Kabupaten Cilacap dengan 2.046,39 ribu jiwa dan Kabupaten Banyumas dengan 1.865,27 ribu jiwa. Kabupaten/kota dengan penduduk paling sedikit adalah Kota Magelang dengan 122,67 ribu jiwa.

**Kemiskinan**

Jumlah penduduk miskin di Provinsi Jawa Tengah pada tahun 2024 yaitu 3.704,33 ribu jiwa dengan penduduk miskin terbanyak yaitu terdapat di Kabupaten Brebes sebesar 283,28 ribu jiwa. Namun secara persentase, penduduk miskin terbesar terdapat di Kabupaten Kebumen sebesar 15,71 persen.

**Indeks Pembangunan Manusia**

Indeks Pembangunan Manusia (IPM) di Provinsi Jawa Tengah pada tahun 2024 yaitu sebesar 73,87 dengan IPM tertinggi adalah Kota Salatiga sebesar

**Population**

*Number of population in Jawa Tengah Province from 2020 until 2025 increased. Base on Indonesia Population Projection result of 2020 Population Census, In 2025 number of population was recorded 38,233,93 thousand people or increased by 0.90 percents compared to 2024. Regency/municipality which has the largest population was Brebes Regency 2,087.33 thousand people followed by Cilacap Regency 2,046.39 thousand people and Banyumas Regency with 1,865,27 thousand people. Magelang Municipality which has the smallest population with 122,67 thousand people.*

**Poverty**

*Number of poor people in Jawa Tengah Province in 2024 was about 3.704,33 thousand people. The largest number of poor people was in Brebes Regency 283,28 thousand people. But in percentage, the biggest poor people is in Kebumen Regency at 15.71 percent.*

**Human Development Index**

*Human Development Index (HDI) in Jawa Tengah Province in 2024 was about 73.87. The highest HDI was in Salatiga Municipality at 85.72. While Pemalang*

85,72. Sedangkan IPM terendah adalah Kabupaten Pemalang sebesar 68,65.

*Regency was the lowest one at 68.65.*

### **PDRB**

Pertumbuhan ekonomi kabupaten/kota di Jawa Tengah pada tahun 2024 yang ditunjukkan oleh laju pertumbuhan Produk Domestik Regional Bruto (PDRB) atas harga konstan 2010, secara umum mengalami kenaikan.

### **GRDP**

*The economic growth of regency / cities in Central Java in 2021, which is shown by the growth rate of Gross Regional Domestic Product (GRDP) at constant 2010 prices, has generally increase.*

Nilai laju pertumbuhan ekonomi tertinggi dialami oleh Kabupaten Batang (6,06%) diikuti oleh Kota Semarang (5,62%) kemudian Kota Surakarta (5,61%).

*Batang Regency (6.06%) had the highest economic growth, followed by Semarang Municipality (5.62%) then Surakarta Municipality (5.61%).*

### **Ketenagakerjaan**

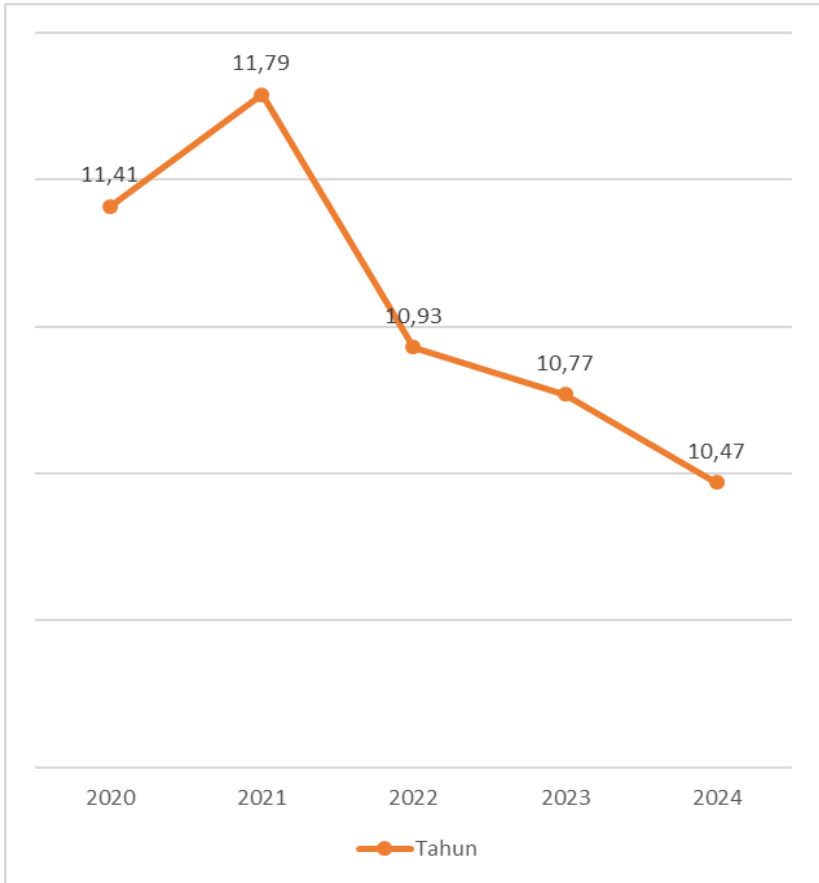
Berdasarkan hasil Sakernas angkatan kerja di Jawa Tengah tahun 2024 mencapai 21.908.844. Kabupaten Brebes memiliki angkatan kerja terbanyak mencapai 1.145.474. Sedangkan Kota Magelang merupakan wilayah dengan angkatan kerja paling sedikit hanya 67.633.

### **Laborforce**

*Based on the results of Sakernas, the workforce in Central Java in 2024 will reach 21,908,844. Brebes Regency has the largest workforce, reaching 1,145,474. Meanwhile, Magelang Municipality is an area with a workforce of at least 67,633.*

Tingkat Partisipasi Angkatan Kerja (TPAK) penduduk Jawa Tengah tercatat sebesar 73,74%. TPAK tertinggi berada di wilayah Kabupaten Semarang (79,29%), sedangkan wilayah yang memiliki TPAK terendah adalah Kota Surakarta (67,42 %).

*The Labor Force Participation Rate (TPAK) of the Central Java population was recorded at 73.74%. The highest TPAK is in Semarang Regency (79.29%), while the region with the lowest TPAK is Surakarta Municipality (67.42%).*



Sumber/Source: Badan Pusat Statistik, Survei Sosial Ekonomi Nasional/BPS-Statistic Indonesia/National Socio Economic Survey

**Gambar** 13.1  
**Figures**

**Persentase Penduduk Miskin di Provinsi Jawa Tengah (persen), 2020–2024**  
**Percentage of Poor People in Jawa Tengah Province (percent), 2020–2024**

**Tabel 13.1** Jumlah Penduduk Menurut Kabupaten/Kota di Provinsi Jawa Tengah (ribu), 2021–2025  
**Population by Regency/Municipality in Jawa Tengah Province (thousand), 2021–2025**

| Kabupaten/Kota<br>Regency/Municipality | 2021 <sup>2)</sup> | 2022 <sup>2)</sup> | 2023 <sup>2)</sup> | 2024 <sup>2)</sup> | 2025 <sup>2)</sup> |
|--|--------------------|--------------------|--------------------|--------------------|--------------------|
| (1)                                    | (2)                | (3)                | (4)                | (5)                | (6)                |
| <b>Kabupaten/Regency</b>               |                    |                    |                    |                    |                    |
| 1. Cilacap                             | 1.967,22           | 1.987,76           | 2.007,83           | 2.027,38           | 2.046,39           |
| 2. Banyumas                            | 1.790,53           | 1.809,71           | 1.828,57           | 1.847,10           | 1.865,27           |
| 3. Purbalingga                         | 1.006,16           | 1.016,83           | 1.027,33           | 1.037,64           | 1.047,76           |
| 4. Banjarnegara                        | 1.025,71           | 1.036,60           | 1.047,23           | 1.057,56           | 1.067,61           |
| 5. Kebumen                             | 1.362,76           | 1.380,21           | 1.397,56           | 1.414,75           | 1.431,78           |
| 6. Purworejo                           | 774,47             | 781,41             | 788,27             | 795,03             | 801,67             |
| 7. Wonosobo                            | 887,38             | 898,62             | 909,66             | 920,51             | 931,14             |
| 8. Magelang                            | 1.308,20           | 1.319,56           | 1.330,66           | 1.341,45           | 1.351,95           |
| 9. Boyolali                            | 1.069,99           | 1.080,17           | 1.090,13           | 1.099,85           | 1.109,33           |
| 10. Klaten                             | 1.266,69           | 1.275,69           | 1.284,39           | 1.292,80           | 1.300,94           |
| 11. Sukoharjo                          | 914,21             | 923,53             | 932,68             | 941,65             | 950,42             |
| 12. Wonogiri                           | 1.044,60           | 1.047,91           | 1.051,09           | 1.054,15           | 1.057,05           |
| 13. Karanganyar                        | 940,89             | 948,11             | 955,12             | 961,91             | 968,48             |
| 14. Sragen                             | 982,32             | 990,01             | 997,49             | 1.004,76           | 1.011,82           |
| 15. Grobogan                           | 1.464,60           | 1.478,95           | 1.492,89           | 1.506,37           | 1.519,38           |
| 16. Blora                              | 888,28             | 895,05             | 901,62             | 907,99             | 914,17             |
| 17. Rembang                            | 649,39             | 654,88             | 660,17             | 665,24             | 670,10             |
| 18. Pati                               | 1.335,39           | 1.347,54           | 1.359,36           | 1.370,82           | 1.381,91           |
| 19. Kudus                              | 856,45             | 865,69             | 874,63             | 883,32             | 891,72             |
| 20. Jepara                             | 1.196,48           | 1.208,94           | 1.221,09           | 1.232,88           | 1.244,31           |
| 21. Demak                              | 1.214,42           | 1.227,63           | 1.240,51           | 1.252,97           | 1.265,05           |
| 22. Semarang                           | 1.061,55           | 1.071,24           | 1.080,65           | 1.089,77           | 1.098,57           |
| 23. Temanggung                         | 795,03             | 801,84             | 808,45             | 814,88             | 821,12             |
| 24. Kendal                             | 1.027,95           | 1.040,53           | 1.052,83           | 1.064,81           | 1.076,48           |
| 25. Batang                             | 809,42             | 819,29             | 828,88             | 838,19             | 847,18             |
| 26. Pekalongan                         | 983,36             | 995,50             | 1.007,38           | 1.019,01           | 1.030,34           |
| 27. Pemalang                           | 1.486,27           | 1.505,13           | 1.523,62           | 1.541,69           | 1.559,31           |
| 28. Tegal                              | 1.613,38           | 1.634,35           | 1.654,84           | 1.674,80           | 1.694,24           |
| 29. Brebes                             | 1.996,61           | 2.020,10           | 2.043,08           | 2.065,50           | 2.087,33           |
| <b>Kota/Municipality</b>               |                    |                    |                    |                    |                    |
| 1. Magelang                            | 121,58             | 121,87             | 122,15             | 122,43             | 122,67             |
| 2. Surakarta                           | 524,11             | 525,56             | 526,87             | 528,04             | 529,08             |
| 3. Salatiga                            | 194,12             | 196,54             | 198,92             | 201,27             | 203,55             |
| 4. Semarang                            | 1.665,12           | 1.680,17           | 1.694,74           | 1.708,83           | 1.722,42           |
| 5. Pekalongan                          | 310,12             | 313,87             | 317,52             | 321,10             | 324,56             |
| 6.. Tegal                              | 276,40             | 279,64             | 282,78             | 285,84             | 288,82             |
| <b>Jawa Tengah</b>                     | <b>36.811,14</b>   | <b>37.180,41</b>   | <b>37.540,96</b>   | <b>37.892,28</b>   | <b>38.233,93</b>   |

Sumber/Source: Badan Pusat Statistik, Proyeksi Penduduk Kabupaten/Kota Provinsi Jawa Tengah 2020–2035 Hasil Sensus Penduduk 2020/  
 BPS-Statistics Indonesia, 2020–2035  
 Indonesia population projection result of 2020 Population Census

**Tabel**  
**Table** 13.2**Laju Pertumbuhan Produk Domestik Regional Bruto Atas Dasar Harga Konstan 2010 Menurut Kabupaten/Kota di Provinsi Jawa Tengah (persen), 2020–2024**  
**Rate of Growth of Gross Regional Domestic Products at Constant 2010 Prices by Regency/Municipality in Jawa Tengah Province (percent), 2020–2024**

| Kabupaten/Kota<br>Regency/Municipality | 2020         | 2021        | 2022        | 2023*       | 2024**      |
|--|--------------|-------------|-------------|-------------|-------------|
| (1)                                    | (2)          | (3)         | (4)         | (5)         | (6)         |
| <b>Kabupaten/Regency</b>               |              |             |             |             |             |
| 1. Cilacap                             | -10,28       | 2,15        | 5,15        | 5,34        | 2,65        |
| 2. Banyumas                            | -1,65        | 4,00        | 5,86        | 5,40        | 5,29        |
| 3. Purbalingga                         | -1,18        | 3,19        | 5,41        | 4,51        | 4,55        |
| 4. Banjarnegara                        | -1,32        | 3,26        | 5,29        | 4,98        | 5,11        |
| 5. Kebumen                             | -1,45        | 3,71        | 5,79        | 5,66        | 5,30        |
| 6. Purworejo                           | -1,61        | 3,31        | 5,36        | 5,07        | 4,79        |
| 7. Wonosobo                            | -1,64        | 3,68        | 5,02        | 4,30        | 4,57        |
| 8. Magelang                            | -1,67        | 3,48        | 5,46        | 5,04        | 5,06        |
| 9. Boyolali                            | -1,2         | 4,63        | 6,33        | 5,62        | 4,64        |
| 10. Klaten                             | -1,17        | 3,82        | 5,90        | 5,70        | 5,11        |
| 11. Sukoharjo                          | -1,7         | 3,82        | 5,61        | 5,06        | 4,97        |
| 12. Wonogiri                           | -1,41        | 3,35        | 5,63        | 4,98        | 4,93        |
| 13. Karanganyar                        | -1,87        | 3,59        | 5,86        | 5,53        | 5,54        |
| 14. Sragen                             | -1,81        | 3,75        | 5,76        | 5,23        | 5,39        |
| 15. Grobogan                           | -1,57        | 3,78        | 5,98        | 4,99        | 5,41        |
| 16. Blora                              | -4,56        | 3,68        | 2,66        | 3,11        | 3,06        |
| 17. Rembang                            | -1,49        | 3,85        | 5,55        | 5,20        | 5,08        |
| 18. Pati                               | -1,16        | 3,38        | 5,56        | 5,02        | 5,13        |
| 19. Kudus                              | -3,11        | -1,54       | 2,21        | 2,19        | 2,78        |
| 20. Jepara                             | -1,92        | 4,63        | 5,95        | 5,17        | 4,22        |
| 21. Demak                              | -0,23        | 2,62        | 5,25        | 5,01        | 5,06        |
| 22. Semarang                           | -2,67        | 3,63        | 5,31        | 4,74        | 4,73        |
| 23. Temanggung                         | -2,13        | 3,34        | 5,20        | 5,01        | 5,04        |
| 24. Kendal                             | -1,51        | 3,89        | 5,68        | 5,56        | 5,42        |
| 25. Batang                             | -1,29        | 4,88        | 5,97        | 5,53        | 6,03        |
| 26. Pekalongan                         | -1,89        | 3,54        | 5,11        | 5,14        | 5,02        |
| 27. Pemasang                           | -0,61        | 4,28        | 5,08        | 4,14        | 5,11        |
| 28. Tegal                              | -1,48        | 3,71        | 5,13        | 4,93        | 5,07        |
| 29. Brebes                             | -0,47        | 2,57        | 5,61        | 3,74        | 5,02        |
| <b>Kota/Municipality</b>               |              |             |             |             |             |
| 1. Magelang                            | -2,45        | 3,20        | 5,77        | 5,45        | 5,56        |
| 2. Surakarta                           | -1,76        | 4,01        | 6,25        | 5,57        | 5,61        |
| 3. Salatiga                            | -1,68        | 3,35        | 5,53        | 5,34        | 5,37        |
| 4. Semarang                            | -1,85        | 5,16        | 5,73        | 5,79        | 5,62        |
| 5. Pekalongan                          | -1,87        | 3,59        | 5,76        | 5,44        | 5,34        |
| 6. Tegal                               | -2,29        | 3,12        | 5,16        | 5,01        | 5,22        |
| <b>Jawa Tengah</b>                     | <b>-2,65</b> | <b>3,33</b> | <b>5,31</b> | <b>4,97</b> | <b>4,95</b> |

Catatan/Note: \* : angka sementara/ temporary number

\*\* : angka sangat sementara/ very temporary number

Sumber/Source: Badan Pusat Statistik dan sumber lain/ BPS-Statistics Indonesia and Other Source

**Tabel 13.3** Jumlah Penduduk Miskin Menurut Kabupaten/Kota di Provinsi Jawa Tengah (ribu), 2020–2024  
*Number of Poor Population by Regency/Municipality in Jawa Tengah Province (thousand), 2020–2024*

| Kabupaten/Kota<br>Regency/Municipality | 2020            | 2021            | 2022            | 2023            | 2024            |
|--|-----------------|-----------------|-----------------|-----------------|-----------------|
| (1)                                    | (2)             | (3)             | (4)             | (5)             | (6)             |
| <b>Kabupaten/Regency</b>               |                 |                 |                 |                 |                 |
| 1. Cilacap                             | 198,60          | 201,71          | 190,96          | 191,00          | 186,08          |
| 2. Banyumas                            | 225,84          | 232,91          | 220,47          | 216,50          | 207,78          |
| 3. Purbalangga                         | 149,48          | 153,08          | 145,33          | 143,41          | 136,72          |
| 4. Banjarnegara                        | 144,95          | 150,19          | 141,25          | 138,99          | 137,68          |
| 5. Kebumen                             | 211,09          | 212,92          | 196,16          | 195,45          | 187,95          |
| 6. Purworejo                           | 84,79           | 88,80           | 82,64           | 81,28           | 78,02           |
| 7. Wonosobo                            | 137,64          | 139,67          | 128,11          | 123,70          | 121,49          |
| 8. Magelang                            | 146,34          | 154,91          | 145,33          | 144,49          | 143,80          |
| 9. Boyolali                            | 100,59          | 104,82          | 97,18           | 97,48           | 95,96           |
| 10. Klaten                             | 151,83          | 158,23          | 144,87          | 144,43          | 141,84          |
| 11. Sukoharjo                          | 68,89           | 73,84           | 68,72           | 68,79           | 68,15           |
| 12. Wonogiri                           | 104,37          | 110,46          | 105,19          | 104,82          | 102,57          |
| 13. Karanganyar                        | 91,72           | 95,41           | 88,56           | 88,64           | 87,37           |
| 14. Sragen                             | 119,38          | 122,91          | 115,14          | 114,62          | 110,65          |
| 15. Grobogan                           | 172,26          | 175,72          | 163,20          | 162,52          | 159,00          |
| 16. Blora                              | 103,73          | 107,05          | 99,83           | 99,61           | 99,14           |
| 17. Rembang                            | 100,08          | 101,40          | 94,56           | 91,97           | 91,45           |
| 18. Pati                               | 127,37          | 128,74          | 118,04          | 118,18          | 116,84          |
| 19. Kudus                              | 64,24           | 67,06           | 66,06           | 65,16           | 65,69           |
| 20. Jepara                             | 91,14           | 95,22           | 89,08           | 86,75           | 80,84           |
| 21. Demak                              | 146,87          | 151,74          | 143,01          | 143,26          | 142,92          |
| 22. Semarang                           | 79,88           | 83,61           | 78,60           | 78,35           | 76,87           |
| 23. Temanggung                         | 77,33           | 79,09           | 73,04           | 72,96           | 68,77           |
| 24. Kendal                             | 97,49           | 100,00          | 93,03           | 92,64           | 92,71           |
| 25. Batang                             | 70,57           | 74,91           | 69,94           | 69,97           | 68,85           |
| 26. Pekalongan                         | 91,86           | 95,26           | 87,53           | 87,93           | 81,72           |
| 27. Pemalang                           | 209,03          | 215,08          | 195,84          | 195,57          | 194,20          |
| 28. Tegal                              | 117,50          | 123,52          | 113,62          | 105,03          | 98,02           |
| 29. Brebes                             | 308,78          | 314,95          | 290,66          | 286,14          | 283,28          |
| <b>Kota/Municipality</b>               |                 |                 |                 |                 |                 |
| 1. Magelang                            | 9,27            | 9,44            | 8,65            | 7,45            | 7,25            |
| 2. Surakarta                           | 47,03           | 48,78           | 45,94           | 43,89           | 43,28           |
| 3. Salatiga                            | 9,69            | 10,14           | 9,45            | 9,41            | 9,33            |
| 4. Semarang                            | 79,58           | 84,45           | 79,87           | 80,53           | 77,79           |
| 5. Pekalongan                          | 22,16           | 23,49           | 21,81           | 21,36           | 21,16           |
| 6. Tegal                               | 19,55           | 20,27           | 19,78           | 19,22           | 19,17           |
| <b>Jawa Tengah</b>                     | <b>3.980,90</b> | <b>4.109,75</b> | <b>3.831,44</b> | <b>3.791,50</b> | <b>3.704,33</b> |

Sumber/Source: Badan Pusat Statistik, Survei Sosial Ekonomi Nasional/BPS–Statistics Indonesia, National Socio Economic Survey

**Tabel**  
**Table** 13.4**Indeks Pembangunan Manusia Menurut Kabupaten/Kota  
di Provinsi Jawa Tengah, 2020–2024**  
*Human Development Index by Regency/Municipality in  
Jawa Tengah Province, 2020–2024*

| Kabupaten/Kota<br>Regency/Municipality | 2020         | 2021         | 2022         | 2023         | 2024         |
|--|--------------|--------------|--------------|--------------|--------------|
| (1)                                    | (2)          | (3)          | (4)          | (5)          | (6)          |
| <b>Kabupaten/Regency</b>               |              |              |              |              |              |
| 1. Cilacap                             | 70,19        | 70,66        | 71,22        | 72,04        | 72,55        |
| 2. Banyumas                            | 72,13        | 72,59        | 73,30        | 73,96        | 74,52        |
| 3. Purbalingga                         | 69,23        | 69,41        | 69,80        | 70,51        | 70,97        |
| 4. Banjarnegara                        | 67,46        | 67,87        | 68,62        | 69,16        | 69,62        |
| 5. Kebumen                             | 70,32        | 70,56        | 71,29        | 71,88        | 72,48        |
| 6. Purworejo                           | 72,76        | 73,06        | 73,67        | 74,35        | 75,16        |
| 7. Wonosobo                            | 69,04        | 69,24        | 69,69        | 70,18        | 70,63        |
| 8. Magelang                            | 69,98        | 70,23        | 70,96        | 71,56        | 72,10        |
| 9. Boyolali                            | 74,25        | 74,40        | 74,97        | 75,41        | 75,96        |
| 10. Klaten                             | 75,56        | 76,12        | 76,95        | 77,59        | 78,16        |
| 11. Sukoharjo                          | 76,98        | 77,13        | 77,94        | 78,65        | 79,30        |
| 12. Wonogiri                           | 70,25        | 70,49        | 71,04        | 71,97        | 72,54        |
| 13. Karanganyar                        | 75,86        | 75,99        | 76,58        | 77,31        | 78,11        |
| 14. Sragen                             | 73,95        | 74,08        | 74,65        | 75,10        | 75,53        |
| 15. Grobogan                           | 69,87        | 70,41        | 70,97        | 71,49        | 72,02        |
| 16. Blora                              | 68,84        | 69,37        | 69,95        | 70,63        | 71,42        |
| 17. Rembang                            | 70,02        | 70,43        | 71,00        | 71,89        | 72,53        |
| 18. Pati                               | 71,77        | 72,28        | 73,14        | 73,59        | 74,10        |
| 19. Kudus                              | 75,00        | 75,16        | 75,89        | 76,71        | 77,21        |
| 20. Jepara                             | 71,99        | 72,36        | 73,15        | 73,85        | 74,32        |
| 21. Demak                              | 72,22        | 72,57        | 73,36        | 74,07        | 74,57        |
| 22. Semarang                           | 74,10        | 74,24        | 74,67        | 75,13        | 75,67        |
| 23. Temanggung                         | 69,57        | 69,88        | 70,77        | 71,33        | 71,86        |
| 24. Kendal                             | 72,29        | 72,50        | 73,19        | 73,86        | 74,34        |
| 25. Batang                             | 68,65        | 68,92        | 69,45        | 70,20        | 70,73        |
| 26. Pekalongan                         | 69,64        | 70,11        | 70,81        | 71,45        | 71,95        |
| 27. Pemalang                           | 66,40        | 66,64        | 67,26        | 68,08        | 68,65        |
| 28. Tegal                              | 69,28        | 69,67        | 70,42        | 71,12        | 71,7         |
| 29. Brebes                             | 67,90        | 68,10        | 68,81        | 69,71        | 70,18        |
| <b>Kota/Municipality</b>               |              |              |              |              |              |
| 1. Magelang                            | 78,99        | 79,43        | 80,39        | 81,17        | 82,15        |
| 2. Surakarta                           | 82,21        | 82,62        | 83,08        | 83,54        | 84,41        |
| 3. Salatiga                            | 83,14        | 83,60        | 84,35        | 84,99        | 85,72        |
| 4. Semarang                            | 83,05        | 83,55        | 84,08        | 84,43        | 85,24        |
| 5. Pekalongan                          | 74,98        | 75,40        | 75,90        | 76,71        | 77,21        |
| 6. Tegal                               | 75,14        | 75,59        | 76,21        | 77,06        | 77,50        |
| <b>Jawa Tengah</b>                     | <b>71,88</b> | <b>72,17</b> | <b>72,80</b> | <b>73,39</b> | <b>73,87</b> |
|  |              | <b>72,17</b> | <b>72,80</b> | <b>73,39</b> |              |

FormSP2020(LFSP2020)JPM2023yangmenggunakanUHHhasilSP2010masihtersediadandapatdiaksespada websiteBPS(www.bps.go.id)The2020–2023HumanDevelopmentIndex(HDI)wascalculatedusingthelifeExpectancy atBirthbasedontheLongForm2020PopulationCensus.The2023HDIdatausinglifeexpectancybasedonthe2010 Population Census are still available at the BPS Website (www.bps.go.id)

Sumber/Source: Badan Pusat Statistik Serbita Resm Statistik Indeks Pembangunan Manusia/BPS–StatisticIndonesia Series of Press Release of Human Development Index

**Tabel 13.5** **Persentase Penduduk Miskin Menurut Kabupaten/Kota di Provinsi Jawa Tengah, 2020–2024**  
**Percentage of Poor People by Regency/Municipality in Jawa Tengah Province, 2020–2024**

| Kabupaten/Kota<br>Regency/Municipality | 2020         | 2021         | 2022*        | 2023         | 2024         |
|--|--------------|--------------|--------------|--------------|--------------|
| (1)                                    | (2)          | (3)          | (4)          | (5)          | (5)          |
| <b>Kabupaten/Regency</b>               |              |              |              |              |              |
| 1. Cilacap                             | 11,46        | 11,67        | 11,02        | 10,99        | 10,68        |
| 2. Banyumas                            | 13,26        | 13,66        | 12,84        | 12,53        | 11,95        |
| 3. Purbalingga                         | 15,90        | 16,24        | 15,30        | 14,99        | 14,18        |
| 4. Banjarnegara                        | 15,64        | 16,23        | 15,20        | 14,90        | 14,71        |
| 5. Kebumen                             | 17,59        | 17,83        | 16,41        | 16,34        | 15,71        |
| 6. Purworejo                           | 11,78        | 12,40        | 11,53        | 11,33        | 10,87        |
| 7. Wonosobo                            | 17,36        | 17,67        | 16,17        | 15,58        | 15,28        |
| 8. Magelang                            | 11,27        | 11,91        | 11,09        | 10,96        | 10,83        |
| 9. Boyolali                            | 10,18        | 10,62        | 9,82         | 9,81         | 9,63         |
| 10. Klaten                             | 12,89        | 13,49        | 12,33        | 12,28        | 12,04        |
| 11. Sukoharjo                          | 7,68         | 8,23         | 7,61         | 7,58         | 7,47         |
| 12. Wonogiri                           | 10,86        | 11,55        | 10,99        | 10,94        | 10,71        |
| 13. Karanganyar                        | 10,28        | 10,68        | 9,85         | 9,79         | 9,59         |
| 14. Sragen                             | 13,38        | 13,83        | 12,94        | 12,87        | 12,41        |
| 15. Grobogan                           | 12,46        | 12,74        | 11,80        | 11,72        | 11,43        |
| 16. Blora                              | 11,96        | 12,39        | 11,53        | 11,49        | 11,42        |
| 17. Rembang                            | 15,60        | 15,80        | 14,65        | 14,17        | 14,02        |
| 18. Pati                               | 10,08        | 10,21        | 9,33         | 9,31         | 9,17         |
| 19. Kudus                              | 7,31         | 7,60         | 7,41         | 7,24         | 7,23         |
| 20. Jepara                             | 7,17         | 7,44         | 6,88         | 6,61         | 6,09         |
| 21. Demak                              | 12,54        | 12,92        | 12,09        | 12,01        | 11,89        |
| 22. Semarang                           | 7,51         | 7,82         | 7,27         | 7,17         | 6,96         |
| 23. Temanggung                         | 9,96         | 10,17        | 9,33         | 9,26         | 8,67         |
| 24. Kendal                             | 9,99         | 10,24        | 9,48         | 9,39         | 9,35         |
| 25. Batang                             | 9,13         | 9,68         | 8,98         | 8,92         | 8,73         |
| 26. Pekalongan                         | 10,19        | 10,57        | 9,67         | 9,67         | 8,95         |
| 27. Pemalang                           | 16,02        | 16,56        | 15,06        | 15,03        | 14,92        |
| 28. Tegal                              | 8,14         | 8,60         | 7,90         | 7,30         | 6,81         |
| 29. Brebes                             | 17,03        | 17,43        | 16,05        | 15,78        | 15,60        |
| <b>Kota/Municipality</b>               |              |              |              |              |              |
| 1. Magelang                            | 7,58         | 7,75         | 7,10         | 6,11         | 5,94         |
| 2. Surakarta                           | 9,03         | 9,40         | 8,84         | 8,44         | 8,31         |
| 3. Salatiga                            | 4,94         | 5,14         | 4,73         | 4,66         | 4,57         |
| 4. Semarang                            | 4,34         | 4,56         | 4,25         | 4,23         | 4,03         |
| 5. Pekalongan                          | 7,17         | 7,59         | 7,00         | 6,81         | 6,71         |
| 6. Tegal                               | 7,80         | 8,12         | 7,91         | 7,68         | 7,64         |
| <b>Jawa Tengah</b>                     | <b>11,41</b> | <b>11,79</b> | <b>10,93</b> | <b>10,77</b> | <b>10,47</b> |

Sumber/Source: Badan Pusat Statistik/Survei Sosial Ekonomi Nasional/BPS-Statistics Indonesia/National Socio-Economic Survey

**Tabel** 13.6  
**Table**

**Tingkat Pengangguran Terbuka dan Tingkat Partisipasi Angkatan Kerja (TPAK) Menurut Kabupaten/Kota di Provinsi Jawa Tengah, 2020–2024**  
**Unemployment Rate (UR) and Labour Force Participation Rate (LFPR) by Regency/Municipality in Jawa Tengah Province, 2020–2024**

| Kabupaten/Kota<br>Regency/<br>Municipality | TPT/ UR     |             |             |             |             | TPAK/ LFPR   |              |              |              |              |
|--|-------------|-------------|-------------|-------------|-------------|--------------|--------------|--------------|--------------|--------------|
|  | 2020        | 2021        | 2022        | 2023        | 2024        | 2020         | 2021         | 2022         | 2023         | 2024         |
| (1)  | (2)         | (3)         | (4)         | (5)         | (6)         | (7)          | (8)          | (9)          | (10)         | (11)         |
| <b>Kabupaten/Regency</b>                   |             |             |             |             |             |              |              |              |              |              |
| 1. Cilacap                                 | 9,10        | 9,97        | 9,62        | 8,74        | 7,83        | 67,79        | 62,91        | 65,65        | 66,60        | 67,95        |
| 2. Banyumas                                | 6,00        | 6,05        | 6,05        | 6,35        | 6,18        | 66,66        | 65,07        | 64,75        | 64,60        | 68,03        |
| 3. Purbalingga                             | 6,10        | 6,05        | 5,23        | 5,61        | 4,96        | 69,89        | 69,52        | 73,47        | 73,45        | 74,47        |
| 4. Banjarnegara                            | 5,86        | 5,86        | 6,38        | 6,26        | 5,57        | 69,69        | 69,76        | 72,17        | 71,64        | 73,38        |
| 5. Kebumen                                 | 6,07        | 6,03        | 5,92        | 5,11        | 5,07        | 69,63        | 67,76        | 71,57        | 74,54        | 77,37        |
| 6. Purworejo                               | 4,04        | 3,59        | 4,45        | 4,02        | 3,89        | 70,05        | 73,29        | 72,38        | 74,76        | 73,72        |
| 7. Wonosobo                                | 5,37        | 5,26        | 5,01        | 4,95        | 4,02        | 71,26        | 70,77        | 74,55        | 73,59        | 74,97        |
| 8. Magelang                                | 4,27        | 5,03        | 4,97        | 4,42        | 3,55        | 76,60        | 75,78        | 79,57        | 79,45        | 77,72        |
| 9. Boyolali                                | 5,28        | 5,09        | 4,92        | 4,05        | 3,16        | 75,11        | 75,79        | 75,51        | 74,73        | 75,25        |
| 10. Klaten                                 | 5,46        | 5,48        | 4,31        | 4,20        | 3,97        | 68,33        | 66,89        | 68,66        | 66,71        | 74,24        |
| 11. Sukoharjo                              | 6,93        | 3,32        | 2,47        | 3,40        | 3,65        | 68,74        | 68,78        | 67,38        | 67,66        | 68,21        |
| 12. Wonogiri                               | 4,27        | 2,43        | 1,95        | 1,92        | 2,40        | 74,69        | 73,09        | 74,87        | 82,45        | 77,75        |
| 13. Karanganyar                            | 5,96        | 5,89        | 5,70        | 4,35        | 3,47        | 73,55        | 73,15        | 70,70        | 70,69        | 74,57        |
| 14. Sragen                                 | 4,75        | 4,76        | 4,69        | 3,87        | 3,53        | 68,44        | 71,74        | 69,40        | 68,60        | 74,54        |
| 15. Grobogan                               | 4,50        | 4,38        | 4,40        | 4,02        | 3,23        | 69,77        | 72,88        | 72,05        | 75,81        | 76,56        |
| 16. Blora                                  | 4,89        | 3,81        | 3,70        | 3,10        | 3,67        | 71,90        | 70,54        | 75,08        | 78,02        | 73,51        |
| 17. Rembang                                | 4,83        | 3,67        | 1,76        | 2,60        | 2,84        | 65,17        | 70,67        | 73,98        | 72,75        | 74,50        |
| 18. Pati                                   | 4,74        | 4,60        | 4,45        | 4,29        | 3,87        | 63,85        | 68,99        | 71,52        | 73,10        | 76,75        |
| 19. Kudus                                  | 5,53        | 3,77        | 3,21        | 3,25        | 3,19        | 74,50        | 74,77        | 70,99        | 72,19        | 75,53        |
| 20. Jepara                                 | 6,70        | 4,23        | 4,10        | 3,35        | 3,34        | 69,92        | 69,55        | 69,74        | 71,57        | 71,94        |
| 21. Demak                                  | 7,31        | 5,28        | 6,11        | 5,38        | 4,75        | 69,79        | 66,23        | 66,97        | 70,76        | 72,36        |
| 22. Semarang                               | 4,57        | 5,02        | 4,81        | 4,05        | 3,73        | 75,07        | 74,10        | 75,42        | 76,07        | 79,29        |
| 23. Temanggung                             | 3,85        | 2,62        | 2,54        | 2,32        | 2,35        | 58,73        | 74,01        | 76,14        | 75,80        | 78,06        |
| 24. Kendal                                 | 7,56        | 7,55        | 7,34        | 5,76        | 5,01        | 70,50        | 69,93        | 73,44        | 76,93        | 76,85        |
| 25. Batang                                 | 6,92        | 6,59        | 6,64        | 6,06        | 5,67        | 69,78        | 71,40        | 74,90        | 76,62        | 77,91        |
| 26. Pekalongan                             | 6,97        | 4,28        | 3,23        | 3,25        | 3,30        | 71,23        | 71,46        | 70,40        | 70,46        | 76,38        |
| 27. Pemalang                               | 7,64        | 6,71        | 6,63        | 6,55        | 6,63        | 65,57        | 65,90        | 69,91        | 69,58        | 72,24        |
| 28. Tegal                                  | 9,82        | 9,97        | 9,64        | 8,60        | 7,53        | 66,52        | 66,24        | 65,54        | 67,61        | 73,49        |
| 29. Brebes                                 | 9,83        | 9,78        | 9,48        | 8,98        | 8,35        | 66,65        | 63,97        | 66,01        | 66,10        | 71,92        |
| <b>Kota/Municipality</b>                   |             |             |             |             |             |              |              |              |              |              |
| 1. Magelang                                | 8,59        | 8,73        | 6,71        | 5,25        | 4,40        | 67,61        | 67,07        | 67,56        | 69,66        | 67,66        |
| 2. Surakarta                               | 7,92        | 7,85        | 5,83        | 4,58        | 4,61        | 68,84        | 66,89        | 68,15        | 69,18        | 67,42        |
| 3. Salatiga                                | 7,44        | 7,26        | 5,58        | 4,57        | 3,86        | 70,23        | 70,36        | 71,00        | 72,09        | 70,72        |
| 4. Semarang                                | 9,57        | 9,54        | 7,60        | 5,99        | 5,82        | 69,89        | 69,41        | 70,96        | 69,42        | 69,88        |
| 5. Pekalongan                              | 7,02        | 6,89        | 4,98        | 5,02        | 4,91        | 66,45        | 75,77        | 70,35        | 73,95        | 76,06        |
| 6. Tegal                                   | 8,40        | 8,25        | 6,68        | 6,05        | 5,88        | 64,57        | 68,25        | 68,60        | 66,64        | 69,61        |
| <b>Jawa Tengah</b>                         | <b>6,48</b> | <b>5,95</b> | <b>5,57</b> | <b>5,13</b> | <b>4,78</b> | <b>69,43</b> | <b>69,58</b> | <b>70,84</b> | <b>71,72</b> | <b>73,74</b> |

Sumber/Source:

Badan Pusat Statistik, Survei Angkatan Kerja Nasional (BPS-Statistics Indonesia), National Labor Force Survey

**Tabel** 13.7  
**Table**

**Penduduk Berumur 15 Tahun Ke Atas Menurut Jenis Kegiatan Selama Seminggu yang Lalu dan Kabupaten/Kota di Provinsi Jawa Tengah, 2024**  
**Population 15 Years of Age and Over by Type of Activity During the Previous Week and Regency/Municipality in Jawa Tengah Province, 2024**

| Kabupaten/Kota<br>Regency/Municipality | Angkatan Kerja/Economically Active |   |                   | Bukan<br>Angkatan Kerja<br>Economically<br>Inactive |
|--|------------------------------------|---|-------------------|---|
|  | Bekerja<br>Working                 | Pengang-<br>guran Terbuka<br>Unemployment | Jumlah<br>Total   |   |
| (1)                                    | (2)                                | (3)                                       | (4)               | (5)   |
| <b>Kabupaten/Regency</b>               |                                    |   |                   |   |
| 1. Cilacap                             | 995.407                            | 84.519                                    | 1.079.926         | 509.358   |
| 2. Banyumas                            | 924.757                            | 60.940                                    | 985.697           | 463.129   |
| 3. Purbalingga                         | 568.953                            | 29.713                                    | 598.666           | 205.277   |
| 4. Banjarnegara                        | 571.118                            | 33.660                                    | 604.778           | 219.364   |
| 5. Kebumen                             | 812.379                            | 43.406                                    | 855.785           | 250.240   |
| 6. Purworejo                           | 449.811                            | 18.190                                    | 468.001           | 166.844   |
| 7. Wonosobo                            | 514.910                            | 21.548                                    | 536.458           | 179.146   |
| 8. Magelang                            | 794.173                            | 29.240                                    | 823.413           | 236.036   |
| 9. Boyolali                            | 627.610                            | 20.469                                    | 648.079           | 213.122   |
| 10. Klaten                             | 738.064                            | 30.525                                    | 768.589           | 266.697   |
| 11. Sukoharjo                          | 491.805                            | 18.631                                    | 510.436           | 237.917   |
| 12. Wonogiri                           | 658.916                            | 16.195                                    | 675.111           | 193.231   |
| 13. Karanganyar                        | 546.457                            | 19.627                                    | 566.084           | 192.027   |
| 14. Sragen                             | 574.192                            | 20.992                                    | 595.184           | 203.242   |
| 15. Grobogan                           | 869.119                            | 29.053                                    | 898.172           | 275.035   |
| 16. Blora                              | 519.853                            | 19.801                                    | 539.654           | 194.480   |
| 17. Rembang                            | 381.496                            | 11.156                                    | 392.652           | 134.391   |
| 18. Pati                               | 805.928                            | 32.420                                    | 838.348           | 253.931   |
| 19. Kudus                              | 501.714                            | 16.508                                    | 518.222           | 167.904   |
| 20. Jepara                             | 665.352                            | 22.976                                    | 688.328           | 268.499   |
| 21. Demak                              | 662.147                            | 33.027                                    | 695.174           | 265.513   |
| 22. Semarang                           | 654.412                            | 25.322                                    | 679.734           | 177.492   |
| 23. Temanggung                         | 490.430                            | 11.823                                    | 502.253           | 141.143   |
| 24. Kendal                             | 610.177                            | 32.194                                    | 642.371           | 193.553   |
| 25. Batang                             | 474.641                            | 28.516                                    | 503.157           | 142.622   |
| 26. Pekalongan                         | 575.597                            | 19.642                                    | 595.239           | 184.065   |
| 27. Pemalang                           | 802.832                            | 57.020                                    | 859.852           | 330.346   |
| 28. Tegal                              | 868.114                            | 70.714                                    | 938.828           | 338.729   |
| 29. Brebes                             | 1.049.795                          | 95.679                                    | 1.145.474         | 447.329   |
| <b>Kota/Municipality</b>               |                                    |   |                   |   |
| 1. Magelang                            | 64.654                             | 2.979                                     | 67.633            | 32.329  |
| 2. Surakarta                           | 272.946                            | 13.204                                    | 286.150           | 138.300   |
| 3. Salatiga                            | 108.352                            | 4.354                                     | 112.706           | 46.664  |
| 4. Semarang                            | 891.497                            | 55.121                                    | 946.618           | 407.975   |
| 5. Pekalongan                          | 178.952                            | 9.242                                     | 188.194           | 59.227  |
| 6. Tegal                               | 144.833                            | 9.045                                     | 153.878           | 67.181  |
| <b>Jawa Tengah</b>                     | <b>20.861.393</b>                  | <b>1.047.451</b>                          | <b>21.908.844</b> | <b>7.803.338</b>                                    |

Sumber/Source: Badan Pusat Statistik, Survei Angkatan Kerja Nasional/BPS-Statistics Indonesia/National Labor Force Survey

## DAFTAR PUSTAKA REFERENCES

- Badan Pusat Statistik. 2023. Proyeksi Penduduk Indonesia 2020–2050 Hasil Sensus Penduduk 2020. Jakarta.
- Badan Pusat Statistik. 2023. Buku Pedoman Pencacahan Sakernas Agustus 2023. Jakarta: BPS.
- Badan Pusat Statistik. 2023. Buku Pedoman Pemeriksaan Sakernas Agustus 2023. Jakarta: BPS.
- Badan Pusat Statistik. 2023. Buku Kode Sakernas Agustus 2023. Jakarta: BPS.
- Undang-Undang Nomor 24 Tahun 2013 tentang Perubahan atas Undang-Undang Nomor 23 Tahun 2006 tentang Administrasi Kependudukan.
- Undang-Undang Nomor 18 Tahun 2017 tentang Pelindungan Pekerja Migran Indonesia.
- Kementerian Dalam Negeri. 2019. Peraturan Menteri Dalam Negeri Nomor 72 Tahun 2019 tentang Perubahan Atas Peraturan Menteri Dalam Negeri Nomor 137 Tahun 2017 Tentang Kode Dan Data Wilayah Administrasi Pemerintahan. Jakarta.
- Kementerian Dalam Negeri. 2022. Keputusan Menteri Dalam Negeri Nomor 100.1.1-6117 tentang Pemberian dan Pemutakhiran Kode, Data Wilayah Administrasi Pemerintahan, dan Pulau Tahun 2022. Jakarta.
- Badan Pusat Statistik. 2021. Buku 3: Konsep dan Definisi Podes 2021. Jakarta: Badan Pusat Statistik.
- Badan Pusat Statistik. 2022. Buku 4 Konsep dan Definisi Survei Sosial Ekonomi Nasional Maret 2023. Jakarta: Badan Pusat Statistik.
- Badan Pusat Statistik. 2022. Buku 5 Pemanfaatan Data Susenas Kord dan KP Susenas Maret 2023. Jakarta: Badan Pusat Statistik.
- Badan Pusat Statistik. 2023. Penghitungan dan Analisis Kemiskinan Makro Indonesia. Jakarta: Badan Pusat Statistik.
- Badan Pusat Statistik. 2023. Indeks Pembangunan Manusia 2022. Jakarta: Badan Pusat Statistik.
- Haughton & Khandker. 2009. Handbook on Poverty and Inequality. Washington DC: World Bank.
- Peraturan Menteri Kesehatan RI Nomor 1332 Tahun 2002 tentang Perubahan Atas Peraturan Menteri Kesehatan RI Nomor 922/MENKES/PER/X/1993 tentang Ketentuan dan Tata Cara Pemberian Izin Apotek. Peraturan Menteri Kesehatan Republik Indonesia Nomor 75 Tahun 2014 tentang Pusat Kesehatan Masyarakat.
- Peraturan Menteri Kesehatan RI Nomor 12 Tahun 2017 tentang Penyelenggaraan Imunisasi.
- Perpustakaan Nasional RI. 2021. Pedoman Pengukuran Pembudayaan Kegemaran Membaca. Jakarta: Perpustakaan Nasional RI.
- Peraturan Kepala Badan Nasional Penanggulangan Bencana Nomor 7 Tahun 2023 tentang Petunjuk Pelaksanaan Standar Data Kejadian dan Dampak Bencana.





# DATA

## MENCERDASKAN BANGSA



**BADAN PUSAT STATISTIK  
KABUPATEN MAGELANG**  
*BPS-STATISTICS MAGELANG REGENCY*

Jl. Soekarno-Hatta No. 04, Kota Mungkid, Magelang, 56511  
Telp. (0293) 788143, Email: [bps3308@bps.go.id](mailto:bps3308@bps.go.id)  
Homepage: <https://magelangkab.bps.go.id>

ISSN 2338-8048



9 772338 804001